

forme®



Contemporary

2025

The Forme product line  
dedicated to contemporary  
architecture.

Handles  
that shape  
architecture

[formehandles.com](http://formehandles.com)



Forme is the brand consisting of three distinct product lines to meet different lifestyle needs. Contemporary is the product line that follows the latest trends of contemporary architecture by reinterpreting them through new languages and shapes. We pride ourselves on being at the forefront, changing perspective, and experimenting.

*Il marchio Forme è declinato in 3 linee distinte per rispondere alle diverse esigenze dell'abitare. Contemporary è la linea che segue i nuovi trend dell'architettura contemporanea reinterpretandoli attraverso linguaggi e forme inedite. Anticipando i tempi, cambiando prospettiva, sperimentando.*

Forever evolving,  
since 1952.

Forme was born as the flagship brand of Frosio Bortolo, a company of excellence with over 70 years of history in the handle industry. A family business that has maintained its cutting-edge position through integrating its production into a new design dimension.


*Dal 1952,  
nel segno dell'evoluzione.*

*Forme nasce come brand di punta di Frosio Bortolo, azienda di eccellenza nel settore della maniglieria con oltre 70 anni di storia. Una tradizione di famiglia che ha saputo guardare al futuro integrando la sua impronta produttiva in una nuova dimensione progettuale all'avanguardia.*



**A legacy of knowledge,  
skills, and passion.**

Thanks to its manufacturing heritage and valuable technical know-how, Forme continues to extend its production by investing in new technologies, cutting-edge machinery and valuable partnerships. We equip ourselves not just with tools, but ideas, to better interpret future trends and anticipate the needs of an increasingly sophisticated clientele.



*Un'eredità di sapere,  
competenze e passione.*

*Grazie all'anima produttiva e al prezioso know-how tecnico ereditati, Forme continua ad estendere la sua produzione investendo in nuove tecnologie, macchinari all'avanguardia e partnership di valore. Idee e strumenti per interpretare al meglio i trend del futuro e anticipare le esigenze di una clientela sempre più sofisticata.*



## Always looking forward.

Today, Forme stands as a strong and independent brand, with a renewed strategy and brand identity focused on contemporary architecture and the challenges of global markets. Tradition and innovation blend seamlessly to create a design in constant evolution.

Collaborations with designers from around the world, alongside prestigious design awards, reflect the identity of a brand always looking towards the future.



*Una visione da sempre  
proiettata al futuro.*

*Oggi, Forme è un brand consolidato e indipendente con una rinnovata strategia e immagine di marca, orientate all'architettura contemporanea e alle sfide dei mercati globali. Tradizione e innovazione che si coniugano per dare vita a un design in continua evoluzione. Collaborazioni con designer di tutto il mondo, unite a prestigiosi riconoscimenti di design, raccontano l'identità di un brand sempre proiettato al futuro.*

## A logo with a secret.

Inside the lettering of the new Forme logo there is a hidden handle, created by lowering the vertical shaft of the letter “f” and detaching it from the horizontal one.

An almost secret detail, it’s a symbol that represents the idea of a discreet, exclusive design, which is revealed little by little. Attentive to what it displays as well as what it hides.

forme

“ The logo is the first building block of change. We wanted to tie ourselves to the past with the use of a lighter lower case lettering, but also firmly distinguish the new path of the brand, with additional details and added personality. ”

OSMO

### *Un logo da scoprire.*

*All'interno del lettering del nuovo logo Forme è presente una maniglia nascosta, creata abbassando l'asta verticale della lettera “f” e staccandola da quella orizzontale.*

*Un dettaglio quasi segreto, un simbolo che rappresenta l'idea di un design discreto, esclusivo, che si svela poco a poco, attento a ciò che mostra così come a ciò che nasconde.*

*“Il logo è il primo mattoncino del cambiamento. Volevamo legarci al passato con l'utilizzo di un lettering minuscolo più leggero ma con l'aggiunta di un dettaglio che conferisce personalità e contraddistingue il nuovo percorso del brand.” OSMO*

## All aspects of our DNA.

### 01. Endless Research.

Someone once said talent is 1% inspiration and 99% sweat. The sweat of those who study, develop, experiment with and love research in its purest form. It is what unites knowledge, seeks to always find meaning and create beauty through nourishing ideas.




01. Ricerca infinita.

*Come diceva qualcuno, il talento è 1% ispirazione e 99% sudore. Il sudore di chi studia, approfondisce, sperimenta e ama la ricerca nella sua veste più pura. Quella che unisce i saperi, che indaga il senso delle cose, che si nutre di bellezza.*

### 02. The courage of ideas.

To innovate means to dare. Not just tolerating risk but celebrating it - investing time and resources into an idea and walking unexplored paths without knowing the destination. We believe in the curiosity to discover, day by day, what lies beyond the horizon.



02. Il coraggio delle idee.

*Innovare significa osare. Accettare un rischio. Investire tempo e risorse in un'idea e percorrere sentieri inesplorati senza conoscere la destinazione. La curiosità di scoprire, giorno per giorno, cosa c'è dietro l'orizzonte.*

### 03. Achieving true quality.

We are Italians who have been making handles entirely within Italy for 70 years. But this is not enough to guarantee the quality of a product. True quality comes through a way of being, thinking and acting. It is worth more than any certification or length of history.



03. La qualità non basta.

*Siamo italiani, realizziamo maniglie da 70 anni e la produzione è interamente made in Italy. Ma questo non basta per garantire la qualità di un prodotto. Perché la vera qualità è un modo di essere, pensare, agire, e vale più di qualsiasi certificazione.*

### 04. Ongoing experimentation.

Try, make mistakes, improve and try again. The success of a project arises from a process of continuous experimentation where the error is part of the journey. A wrong step can sometimes put you on the right course to create something truly unique.



04. Sperimentazione continua.

*Provare, sbagliare, migliorare e riprovare. Il successo di un progetto nasce da un processo di sperimentazione continua dove l'errore fa parte del gioco. Una strada sbagliata può essere a volte la giusta rotta per creare davvero qualcosa di unico.*



## 05. Lateral thinking.

Nothing is created and nothing is destroyed. But everything is transformed, as long as you change your point of view. In a world where everything has already been seen and experienced, it is our unprecedented perspective that really can make the difference.




### 05. Pensare laterale.

*Nulla si crea e nulla si distrugge ma tutto si trasforma: a patto di cambiare punto di vista. In un mondo dove tutto è stato già fatto, visto, masticato, è il nostro sguardo personale e la nostra inedita prospettiva a fare davvero la differenza.*

## 06. Return to design.

Today that the word design has almost lost its meaning, we find its essence by returning to its roots. In the collaboration with designers of different cultures and visions, in the continuous contamination, in the fusion of experiences.



### 06. Ritorno al design.

*Oggi che la parola design ha quasi perso di significato, ne ritroviamo il senso tornando alla sua radice. Nella collaborazione con designer di culture e visioni diverse, nella contaminazione continua, nella fusione di esperienze.*

## 07. Sustainable action.

We believe in a sustainable future and that comes through committed action, day after day. Doing, not just being. We are lucky enough to work in a valley surrounded by greenery and we know how important it is to safeguard the beautiful planet that hosts us.



### 07. Fare sostenibile.

*Crediamo in un futuro sostenibile che diventa azione concreta, giorno dopo giorno. Fare, più di essere. Abbiamo la fortuna di lavorare in una valle immersa nel verde e sappiamo quanto sia bello e importante salvaguardare il pianeta che ci ospita.*

## Choosing the ideal finish.

Forme handles are all made of brass or zamak - an alloy made up of zinc, aluminum, magnesium and copper. In addition to traditional finishes and special materials, two innovative finishes are available: Cleantouch<sup>®</sup> bacterial protection and Ecotech<sup>®</sup> ecological treatment. Two solutions opening the door to the future.

All the handles are presented in the catalogue in four finishes, chosen ad hoc. Finishes are available on request when purchasing large quantities for all product families in the collection.

### Materials



BRASS  
OTTONE



ZAMAK  
ZAMA

### *Scegli la finitura ideale.*

*Le maniglie Forme sono tutte realizzate in ottone o zama - una lega composta da zinco, alluminio, magnesio e rame. Oltre alle finiture tradizionali e ai materiali speciali sono disponibili due finiture innovative: la protezione batterica Cleantouch<sup>®</sup> e il trattamento ecologico Ecotech<sup>®</sup>. Due soluzioni per aprire la porta al futuro.*

*Tutte le maniglie sono presentate a catalogo in 4 finiture scelte ad hoc. Finiture su richiesta sono disponibili per grandi quantitativi per tutte le famiglie di prodotti della collezione.*

## Cleantouch<sup>®</sup>.

### Hygiene at your fingertips.

As the pandemic continuously taught us, hands are one of the main carriers of bacteria. But Cleantouch<sup>®</sup>, available on various Forme models, has a special antibacterial layer that protects the surface of the handle from microbes.

External tests have shown that the Cleantouch<sup>®</sup> treatment reduces bacterial activity by 99.9%. How? Thanks to the silver ions that penetrate the bacteria membrane, eliminating germs and limiting their reproduction.



ANTIBACTERIAL PROTECTION  
PROTEZIONE ANTIBATTERICA

## *Cleantouch<sup>®</sup>.*

### *Igiene a portata di mano.*

*Le mani sono uno dei principali vettori di batteri. Per questo su diversi modelli Forme è disponibile Cleantouch<sup>®</sup>: uno speciale strato antibatterico che protegge la superficie della maniglia dai microbi.*

*Test esterni hanno dimostrato che il trattamento Cleantouch<sup>®</sup> riduce del 99,9% l'attività batterica. Come? Grazie agli ioni d'argento che penetrano la membrana dei batteri, eliminando i germi e limitandone la riproduzione.*

Ecotech®.

Less energy, more performance.

The world is evolving. Sustainability is increasingly becoming the protagonist of corporate decisions and technology is creating new green innovations, such as Ecotech®.

Ecotech® is a special metal coating that guarantees a lower environmental impact, a healthier workplace and improvements in terms of resistance, uniformity, and bond between film, substrate and color options.

Ecotech® can be used on all Forme models. A sustainable commitment that meets the highest production quality.

Choose the Ecotech finish to give sustainable value to your projects and encourage an increasingly green production.

18



ECOLOGICAL FINISHING  
FINITURA ECOLOGICA



UL SAFETY MARK  
MARCHIO DI SICUREZZA UL

*Ecotech®.*

*Meno energia, più performance.*

*Il mondo evolve, la sostenibilità diventa sempre più protagonista delle scelte aziendali e la tecnologia lancia nuove innovazioni green, come Ecotech®. Uno speciale rivestimento dei metalli che garantisce un minore impatto ambientale, un luogo di lavoro più sano per le persone e performance superiori in termini di resistenza, uniformità, legame tra film e substrato e opportunità di colorazioni.*

*Ecotech® può essere impiegato su tutti i modelli Forme. Un impegno sostenibile che incontra la massima qualità produttiva. Scegli la finitura Ecotech per dare un valore sostenibile ai tuoi progetti e favorire una produzione sempre più green.*

Ecotech® Finishes

*Finiture Ecotech®*



**B11**  
Pearl Bronze  
*Bronzo Perla*



**B31**  
Matt White  
*Bianco Opaco*



**C06**  
Pearl Grey  
*Grigio Perla*



**C22**  
Satin Silver  
*Argento Satinato*



**G01**  
Graphite  
*Grafite*



**N02**  
Satin Nickel  
*Nichel Satinato*



**N16**  
Pearl Nickel  
*Nichel Perla*



**N52**  
Matt Black  
*Nero Opaco*



**S02**  
Brassed Satin Matt  
*Ottonato Satinato Opaco*

19

PATENTED ©  
N° 102022000011261

A patented, ecological and innovative treatment, with integrated antibacterial protection. Up to 5 times longer life without the use of harmful substances and zero CO2 emissions.

*Un trattamento brevettato, ecologico e innovativo fino a 5 volte più resistente, senza l'utilizzo di sostanze nocive e zero emissioni di CO2, con in più una protezione antibatterica integrata.*

Traditional Finishes

*Finiture tradizionali*



**B01**  
Scratched Polished Bronze  
*Bronzo Graffiato Lucido*



**B03**  
Scratched Bronze  
*Bronzo Graffiato Opaco*



**C01**  
Polished Chrome  
*Cromo Lucido*



**C02**  
Satin Chrome  
*Cromo Satinato*



**L01**  
Polished Brass  
*Ottone Lucido Verniciato*



**N29**  
Rose Nickel  
*Nichel Rosa*



**O01**  
Polished Gold  
*Oro Lucido*



**P01**  
Gold PVD  
*PVD Oro*




**P02**  
Satin Gold PVD  
*PVD Oro Satinato*



**P53**  
Scratched Matt Pewter  
*Peltro Graffiato Opaco*

Special Materials \*

*Materiali Speciali \**



**Knurling**  
Horizontal Knurling  
*Godronatura Orizzontale*



**Knurling**  
Vertical Knurling  
*Godronatura Verticale*



**Knurling**  
Rhombus Knurling  
*Godronatura Rombo*



**Marble**  
White Carrara Marble  
*Marmo Bianco Carrara*



**Marble**  
Marquina Black Marble  
*Marmo Nero Marquina*



**Marble**  
Emperador Brown Marble  
*Marmo Marrone Emperador*



**Wood**  
Canaletto Walnut  
*Noce Canaletto*



**Wood**  
Natural Oak  
*Rovere Naturale*



Our special materials are only applied to some product families of this collection. They are not available on all product lines.

*I nostri materiali speciali vengono applicati solo ad alcune famiglie di prodotto della collezione e non sono applicabili ad altre linee.*

## Rosettes.

Our wide range of rosettes are suitable for any need; from the more basic round and square to the most sought after designs, with a reduced thickness that almost sinks into the door.

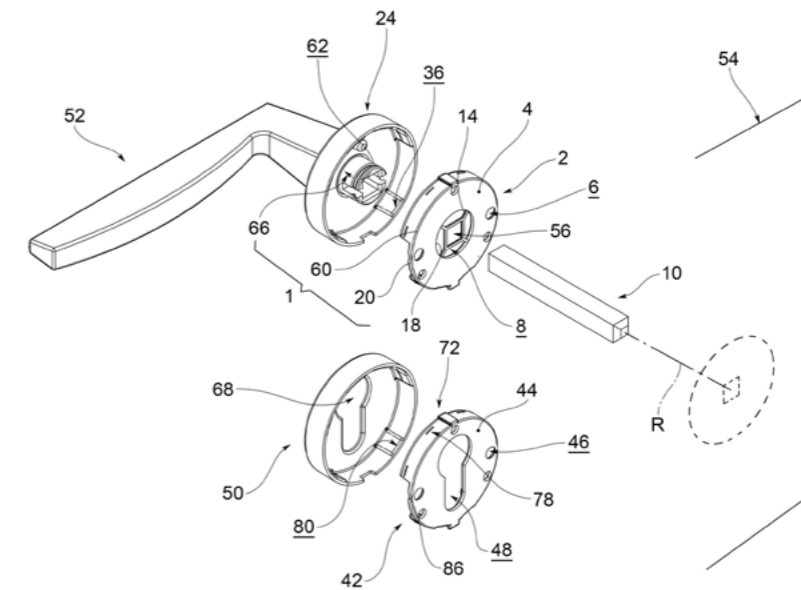
### *Rosette.*

*La nostra gamma di rosette offre un'ampia scelta adatta a qualsiasi esigenza; dalle più ordinarie tonda e quadra alle più ricercate dallo spessore ridotto che arriva quasi a scomparire nella porta.*

## Fixa system.

Free of plastic parts and made entirely of metal, our new rosette mounting mechanism guarantees faster installation times, greater positioning accuracy and greater sealant performance over time.

This is thanks to particular mechanical devices, such as pressure locking, which makes the installation process quick and easy; the self-centering system of the panel, which guarantees the correct positioning of the rosette during assembly; and the presence of guide grooves, which ensure the stability and immovability of the rosette once installed.



### *Sistema Fixa.*

*Completamente in metallo e privo di parti in plastica, il nostro nuovo meccanismo di montaggio delle rosette, garantisce tempi d'installazione più rapidi, maggiore precisione nel posizionamento e maggior tenuta nel tempo.*

*Tutto questo grazie a particolari accorgimenti meccanici, quali il bloccaggio a pressione, che rende rapido e veloce lo svolgimento del lavoro; il sistema auto-centrante del quadro, che garantisce il corretto posizionamento della rosetta in fase di montaggio; la presenza di scanalature guida, che assicurano la stabilità e inamovibilità della rosetta una volta installata.*

PATENTED ©  
N° 102016000038633



### Fixa Round - RFT

Round rosette with a diameter of 50 mm and a height of 10 mm, with a patented fixing system entirely in metal alloy.

*Rosetta tonda di diametro 50 mm e altezza 10 mm, con sistema di fissaggio brevettato interamente in lega metallica.*



### Fixa Square - RFQ

Square rosette 50x50 mm and height 10 mm, with patented fixing system entirely in metal alloy.

*Rosetta quadra 50x50 mm e altezza 10 mm, con sistema di fissaggio brevettato interamente in lega metallica.*



### Slim Round - RST

Round rosette with a diameter of 50 mm and a height of 5 mm, with under-rosette entirely in metal alloy, with built-in spring.

*Rosetta tonda di diametro 50 mm e altezza 5 mm, con sottorosetta interamente in lega metallica, con molla incorporata.*



### Slim Square - RSQ

Square rosette 50x50 mm and height 5 mm, with under-rosette entirely in metal alloy, with built-in spring.

*Rosetta quadra 50x50 mm e altezza 5 mm, con sottorosetta interamente in lega metallica, con molla incorporata.*



### Minimal Round - RMT

Round rosette in metal alloy with minimal bulk, which almost disappears in the door.

*Rosetta tonda in lega metallica dall'ingombro minimo, che quasi scompare nella porta.*



### Minimal Square - RMQ

Small square rosette in metal alloy, which almost disappears in the door.

*Rosetta quadra in lega metallica dall'ingombro minimo, che quasi scompare nella porta.*



### Fixa Icon - RIC

Rectangular rosette 50x35 mm and height 10 mm, with patented fixing system entirely in metal alloy.

*Rosetta rettangolare 50x35 mm e altezza 10 mm, con sistema di fissaggio brevettato interamente in lega metallica.*



### Rectangular Dk - RRD

Rectangular rosette for DK 30x65 mm, with 4 clicks iron movement.

*Rosetta rettangolare per DK 30x65 mm, con movimento 4 scatti in ferro.*

### Oval Dk - ROD

Oval rosette for DK available in two versions: 30x65 mm with 4 click movement in iron and 28x64 mm with 4 click movement in plastic.

*Rosetta ovale per DK disponibile in due versioni: 30x65 mm con movimento 4 scatti in ferro e 28x64 mm con movimento 4 scatti in plastica.*



## Designers.

Our name is the expression of a brand that is always looking for new, contemporary forms to represent a constantly-evolving approach to design. To achieve this we collaborate with a selection of designers and design studios, both in Italy and around the world. A diversity of nationalities, sensibilities, cultures and visions help to reimagine all the forms that a handle can take.

### *Designers.*

*Il nostro nome è l'espressione di un brand da sempre alla ricerca di nuove forme contemporanee per raccontare un design in continua evoluzione. Troviamo la risposta nella collaborazione con una selezione di designer e studi di design, in Italia e nel mondo. Nazionalità e sensibilità diverse, culture e visioni differenti per raccontare tutte le forme che può assumere una maniglia.*

## Ciani Billi Design

Ciani Billi Design was born from the union between Francesca Ciani - of artistic training - and Renzo Billi, a graduate in Mechanical Engineering. Together they collaborate with studios and businesses in the development of furnishing elements and objects of contemporary living, combining their experiences in integrated stylistic technical projects. Their works have been selected for various competitions around the world and are marketed in Italy and abroad.

Antares	P 176 - 179
Artemide	P 190 - 193
Elettra	P 194 - 197
Horus	P 90 - 93
Infinity	P 124 - 125
Naxos	P 184 - 189
Penta	P 134 - 137
Venus	P 180 - 183

*Ciani Billi Design nasce dall'unione tra Francesca Ciani - di formazione artistica - e Renzo Billi, laureato in Ingegneria Meccanica. Insieme collaborano con studi e aziende allo sviluppo di elementi di arredo e oggetti dell'abitare contemporaneo combinando le loro esperienze in un progetto tecnico stilistico integrato. I loro lavori sono stati selezionati per diversi concorsi in tutto il mondo e sono commercializzati in Italia e all'estero.*

## Francesca Ciani

Francesca Ciani, with a background in art, architecture, and design, focuses on industrial design across the furniture, bathroom furnishings, and home accessories sectors. Her creations, marketed both in Italy and internationally, have been widely featured in publications. She has participated in numerous exhibitions, earning awards and selections in competitions across Europe, North America, Asia, and Africa.

Andromeda	P 38 - 41
-----------	-----------

*Francesca Ciani, con formazione in arte, architettura e design, si occupa di industrial design nei settori dell'arredo, arredo bagno e oggettistica. Le sue creazioni, commercializzate in Italia e all'estero, sono state ampiamente pubblicate. Ha partecipato a numerose esposizioni, ottenendo riconoscimenti e selezioni in concorsi in Europa, Nord America, Asia e Africa.*



## Alessandro Elli

After completing a Masters in Industrial Design and a longstanding collaboration with Paola Navona, Alessandro Elli focuses on the industrial product, along with projects dedicated to the interior design of residential and collective spaces. He believes in a rigorous methodology, direct confrontation with the customer, innovation and essentiality with a touch of irony. It's a design synthesis that comprises careful research and analysis of every detail.

## Sergio Mori

Mori has made versatility his strength: interiors, taps, lamps, stools, fashion and accessories, all the way up to the "ME scooter". He has won the 18th Compasso d'Oro ADI and other prestigious awards, has collaborated with designers of the caliber of Fabrizio Bertero, and has taught design at the LABA in Brescia and at the IED in Milan. His unshakable motive is a hunger for information: because only new knowledge allows us to reach new horizons.

## OSMO

OSMO is a multidisciplinary team of designers who work on brand, product and experience design projects by questioning the status quo and building value and cultural relationships. The desire to explore new perspectives is the basis of the research that guides every Osmo project. The studio collaborates with Italian and international brands that share their passion to evolve and create meaningful, future-proof projects.

## Śliwińska - Kęska

Śliwińska & Kęska Design Studio specializes in creating original ideas for the design of handles: 'the highlight of the entire building, as the first and last architectural object we touch.' Together, Ewa Śliwińska and Piotr Kęska form a harmonious duo successfully combining functionality and timeless beauty. The studio has created projects for the top handle manufacturers across Europe and the rest of the world.

Soho P 98 - 101

Monza P 246 - 249

Pavia P 238 - 241

Gas P 46 - 51

Gas Groove P 52 - 57

Gas Plain P 58 - 63

Shinobi P 64 - 69

Shinobi Groove P 70 - 75

Shinobi Special P 76 - 81

Galaxy P 168 - 171

Moon P 164 - 167

Sky P 156 - 159

Sun P 172 - 175

*Dopo il Master in Industrial Design e una lunga collaborazione con Paola Navona, Alessandro Elli si concentra sul prodotto industriale con progetti dedicati anche all'interior design di spazi residenziali e collettivi. Crede in una metodologia rigorosa, il confronto diretto con il cliente, l'innovazione e l'essenzialità con un tocco di ironia. Una sintesi progettuale che passa attraverso un'accurata ricerca e l'analisi di ogni dettaglio.*

*Mori ha fatto della versatilità il suo punto di forza: interni, rubinetteria, sanitari, lampade, sgabelli, moda e accessori, fino allo "scooter ME". Ha vinto il 18° Compasso d'Oro ADI e altri premi prestigiosi, ha collaborato con designer del calibro di Fabrizio Bertero e ha insegnato design alla LABA di Brescia e allo IED di Milano. Il suo mantra è la fame di informazioni: perché solo le nuove conoscenze ci permettono di raggiungere nuovi orizzonti.*

*OSMO è un team di designer multidisciplinare che lavora a progetti di brand, product ed experience design mettendo in discussione lo status quo e costruendo valore e relazioni culturali. La voglia di esplorare nuove prospettive è alla base della ricerca che guida ogni progetto di Osmo. Lo studio collabora con brand italiani e internazionali che condividono il desiderio di evolversi e creare progetti significativi, a prova di futuro.*

*Śliwińska & Kęska Design Studio è specializzato nella creazione di idee originali per la progettazione di maniglie: l'elemento clou dell'intero edificio, in quanto primo e ultimo oggetto di architettura che tocchiamo. Insieme, Ewa Śliwińska e Piotr Kęska formano un duo armonioso combinando con successo funzionalità e bellezza senza tempo. Lo studio ha creato progetti per i migliori produttori di maniglie, in Europa e nel mondo.*



**Andromeda** 38 - 41  
**Corona** 42 - 45  
**Gas** 46 - 51  
**Gas Groove** 52 - 57



**Gas Plain** 58 - 63  
**Shinobi** 64 - 69  
**Shinobi Groove** 70 - 75  
**Shinobi Special** 76 - 81



**Alila** 82 - 85  
**Idea** 86 - 89  
**Horus** 90 - 93  
**Alba** 94 - 97



**Soho** 98 - 101  
**Luck** 102 - 107  
**City** 108 - 111  
**Viva** 112 - 117



**Alya** 118 - 123  
**Infinity** 124 - 125  
**London** 126 - 129  
**Leeds** 130 - 133



**Penta** 134 - 137  
**Icon** 138 - 141  
**Icon Groove** 142 - 143  
**Icon Special** 144 - 147



**Eos** 148 - 151  
**Elle** 152 - 155  
**Sky** 156 - 159  
**Time** 160 - 163



**Moon** 164 - 167  
**Galaxy** 168 - 171  
**Sun** 172 - 175  
**Antares** 176 - 179



**Venus** 180 - 183  
**Naxos** 184 - 189  
**Artemide** 190 - 193  
**Elettra** 194 - 197



**Solis** 198 - 201  
**Milly** 202 - 205  
**Diana** 206 - 209  
**Alice** 210 - 213



**Vanessa** 214 - 217  
**Boston** 218 - 221  
**Minerva** 222 - 225  
**Hammer** 226 - 229



**Olimpia** 230 - 233  
**Ginevra** 234 - 237  
**Pavia** 238 - 241  
**Chicago** 242 - 245

Visual Index


Indice Visuale



**Monza**  
246 - 249



**Betty**  
250 - 253



**Genova**  
254 - 257



**Paola**  
258 - 261



**Innova**  
262 - 265



**Crystal**  
266 - 269



**Foglia**  
270 - 273



**Lorena**  
274 - 277

Alphabetic Index

Indice Alfabetico

94 - 97

**Alba**

by Forme

(ZA)

210 - 213

**Alice**

by Forme

(ZA)

82 - 85

**Alila**

by Forme

(ZA)

118 - 123

**Alya**

by Forme

(BR)

38 - 41

**Andromeda**<sup>NEW</sup>

by Francesca Ciani

(ZA)

176 - 179

**Antares**

by Ciani Billi Design

(ZA)

190 - 193

**Artemide**

by Ciani Billi Design

(ZA)

250 - 253

**Betty**

by Forme

(ZA)

218 - 221

**Boston**

by Kawajun

(BR)

(ZA)

242 - 245

**Chicago**

by Kawajun

(BR)

(ZA)

108 - 111

**City**

by Forme

(BR)

42 - 45

**Corona**<sup>NEW</sup>

by Forme

(ZA)

266 - 269

**Crystal**

by Forme

(ZA)

206 - 209

**Diana**

by Forme

(ZA)

194 - 197

**Elettra**

by Ciani Billi Design

(ZA)

152 - 155

**Elle**

by Forme

(ZA)

148 - 151

**Eos**

by Forme

(ZA)

270 - 273

**Foglia**

by Forme

(ZA)

168 - 171

**Galaxy**

by Śliwińska - Kęska

(ZA)

46 - 51

**Gas**<sup>NEW</sup>

by OSMO

(BR)

(ZA)

52 - 57

**Gas Groove**<sup>NEW</sup>

by OSMO

(BR)

(ZA)

58 - 63

**Gas Plain**<sup>NEW</sup>

by OSMO

(BR)

(ZA)

254 - 257

**Genova**

by Forme

(BR)

234 - 237

**Ginevra**

by Forme

(ZA)

226 - 229

**Hammer**

by Forme

(ZA)

90 - 93

**Horus**

by Ciani Billi Design

(ZA)

138 - 141

**Icon**

by Forme

(ZA)

142 - 143

**Icon Groove**

by Forme

(ZA)

144 - 147

**Icon Special**

by Forme

(ZA)

86 - 89


**Idea**

by Forme

(ZA)

124 - 125	Infinity	by Ciani Billi Design	(ZA)
262 - 265	Innova	by Forme	(ZA)
130 - 133	Leeds	by Forme	(ZA)
126 - 129	London	by Forme	(ZA)
274 - 277	Lorena	by Forme	(ZA)
102 - 107	Luck	by Forme	(BR)
202 - 205	Milly	by Forme	(ZA)
222 - 225	Minerva	by Kawajun	(ZA)
246 - 249	Monza	by Sergio Mori	(BR) (ZA)
164 - 167	Moon	by Śliwińska - Kęska	(ZA)
184 - 189	Naxos	by Ciani Billi Design	(ZA)
230 - 233	Olimpia	by Kawajun	(ZA)
258 - 261	Paola	by Kawajun	(ZA)
238 - 241	Pavia	by Sergio Mori	(BR)
134 - 137	Penta	by Ciani Billi Design	(ZA)
64 - 69	<u>Shinobi</u> <sup>NEW</sup>	by OSMO	(BR) (ZA)
70 - 75	<u>Shinobi Groove</u> <sup>NEW</sup>	by OSMO	(BR) (ZA)
76 - 81	<u>Shinobi Special</u> <sup>NEW</sup>	by OSMO	(BR) (ZA)
156 - 159	Sky	by Śliwińska - Kęska	(ZA)
98 - 101	Soho	by Alessandro Elli	(ZA)
198 - 201	Solis	by Forme	(ZA)
172 - 175	Sun	by Śliwińska - Kęska	(ZA)
160 - 163	Time	by Forme	(ZA)
214 - 217	Vanessa	by Forme	(ZA)
180 - 183	Venus	by Ciani Billi Design	(ZA)
112 - 117	Viva	by Forme	(BR)

279 - 285	Pull handles	<i>Maniglioni</i>
286 - 291	Furniture handles & knobs	<i>Maniglie e pomoli per mobile</i>
292 - 313	More	<i>Altro</i>



38

# Andromeda

design by Francesca Ciani

Ridges and waves elevate elegance, offering a unique and refined tactile experience. A timeless design that seamlessly blends with both classic and contemporary interiors.

*Rilievi e onde elevano l'eleganza, offrendo un'esperienza tattile unica e raffinata. Un design senza tempo che si integra in ogni stile d'interni, dal classico al contemporaneo.*

“Ridges and waves  
elevate elegance.”



# Finishes


# Finiture



**B03**  
Scratched Bronze  
*Bronzo Graffiato Opaco*



**C01**  
Polished Chrome  
*Cromo Lucido*



**P01**  
Gold PVD  
*PVD Oro*

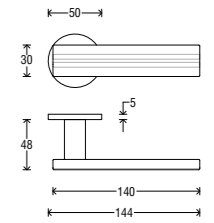


**S02**  
Brassed Satin Matt  
*Ottonato Satinato Opaco*

## Handle on round rosette *Maniglia su rosetta tonda*



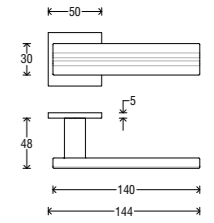
Handle <i>Impugnatura</i>	Rosette <i>Rosetta</i>	Finish <i>Finitura</i>
<b>A538</b>	<b>RFXTO (Fixa)</b>	<b>B03</b>
	<b>RSXTO (Slim)</b>	<b>C01</b>
		<b>P01</b>
		<b>S02</b>




## Handle on square rosette *Maniglia su rosetta quadra*



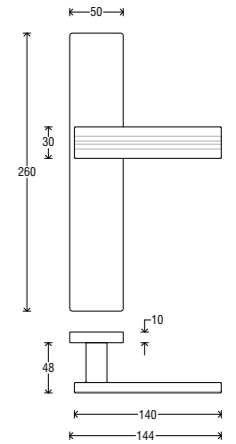
Handle <i>Impugnatura</i>	Rosette <i>Rosetta</i>	Finish <i>Finitura</i>
<b>A538</b>	<b>RFXQ0 (Fixa)</b>	<b>B03</b>
	<b>RSXQ0 (Slim)</b>	<b>C01</b>
		<b>P01</b>
		<b>S02</b>



## Handle on Asti plate *Maniglia su placca Asti*



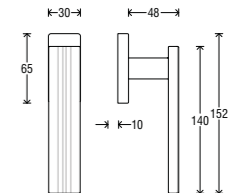
Handle <i>Impugnatura</i>	Plate <i>Placca</i>	Finish <i>Finitura</i>
<b>A538</b>	<b>P06 C</b>	<b>B03</b>
	<b>P06 O</b>	<b>C01</b>
	<b>P06 Y</b>	<b>P01</b>
	<b>P06 W</b>	<b>S02</b>




## DK (Dry Keep) on rectangular rosette *DK su rosetta rettangolare*



Handle <i>Impugnatura</i>	Rosette <i>Rosetta</i>	Finish <i>Finitura</i>
<b>D538</b>	<b>RRD</b>	<b>B03</b>
		<b>C01</b>
		<b>P01</b>
		<b>S02</b>





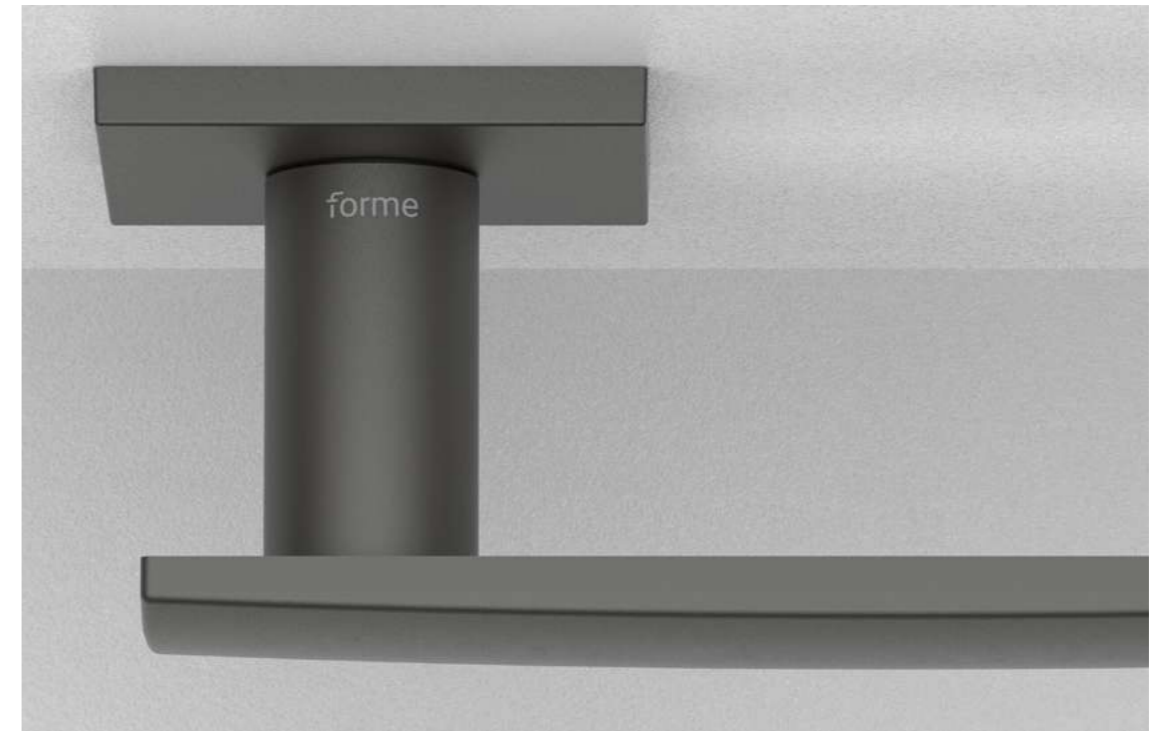
42

# Corona

design by Forme

A meeting of simple forms, where smooth curves merge to create a surprising harmony. The minimal essence of Corona is enriched with refined and distinctive details that enhance its uniqueness.

*Un incontro di forme semplici, in cui curve morbide si fondono per creare un'armonia sorprendente. L'essenza minimale di Corona si arricchisce di dettagli raffinati e distintivi che ne esaltano l'unicità.*



43

“Smooth curves merge to create a surprising harmony.”

# Finishes

# Finiture



**B11**  
Pearl Bronze  
*Bronzo Perla*



**C02**  
Satin Chrome  
*Cromo Satinato*



**N52**  
Matt Black  
*Nero Opaco*

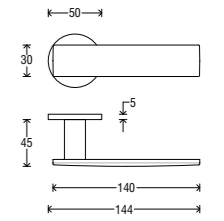


**S02**  
Brassed Satin Matt  
*Ottonato Satinato Opaco*

## Handle on round rosette *Maniglia su rosetta tonda*



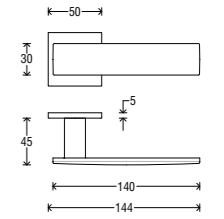
Handle <i>Impugnatura</i>	Rosette <i>Rosetta</i>	Finish <i>Finitura</i>
<b>A539</b>	<b>RFXTO (Fixa)</b>	<b>B11</b>
	<b>RSXTO (Slim)</b>	<b>C02</b>
		<b>N52</b>
		<b>S02</b>




## Handle on square rosette *Maniglia su rosetta quadra*



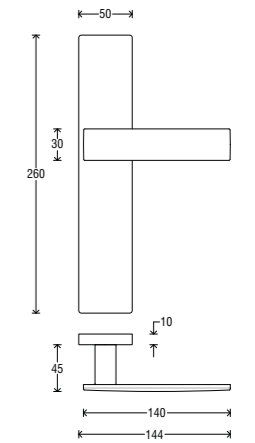
Handle <i>Impugnatura</i>	Rosette <i>Rosetta</i>	Finish <i>Finitura</i>
<b>A539</b>	<b>RFXQ0 (Fixa)</b>	<b>B11</b>
	<b>RSXQ0 (Slim)</b>	<b>C02</b>
		<b>N52</b>
		<b>S02</b>



## Handle on Asti plate *Maniglia su placca Asti*



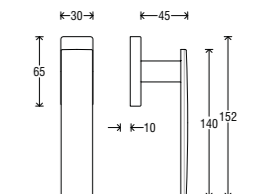
Handle <i>Impugnatura</i>	Plate <i>Placca</i>	Finish <i>Finitura</i>
<b>A539</b>	<b>P06 C</b>	<b>B11</b>
	<b>P06 O</b>	<b>C02</b>
	<b>P06 Y</b>	<b>N52</b>
	<b>P06 W</b>	<b>S02</b>




## DK (Dry Keep) on rectangular rosette *DK su rosetta rettangolare*



Handle <i>Impugnatura</i>	Rosette <i>Rosetta</i>	Finish <i>Finitura</i>
<b>D539</b>	<b>RRD</b>	<b>B11</b>
		<b>C02</b>
		<b>N52</b>
		<b>S02</b>







46

# Gas

design by OSMO

Gas is the contemporary reinterpretation of the common industrial flat lever handle, historically created through bending sheet metal. It is from these origins that the Gas handle is generated.

*Gas è la rivisitazione in chiave contemporanea della comune maniglia a leva piatta industriale ottenuta attraverso la piegatura della lamiera. È proprio da queste pieghe che si genera l'impugnatura di Gas.*

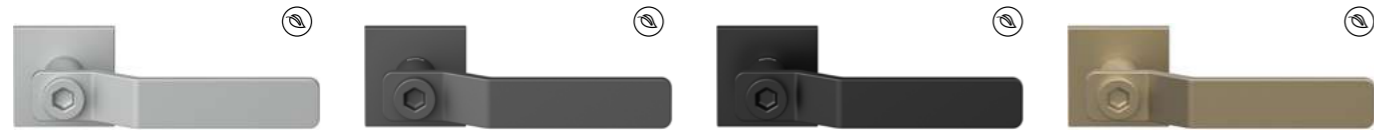


47

“A handle which  
nods to the past while  
looking to the future.”

# Finishes

# Finiture

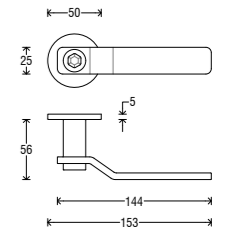


- C06**  
Pearl Chrome  
*Cromo Perla*
- G01**  
Graphite  
*Grafite*
- N52**  
Matt Black  
*Nero Opaco*
- S02**  
Brassed Satin Matt  
*Ottonato Satinato Opaco*

## Handle on round rosette *Maniglia su rosetta tonda*



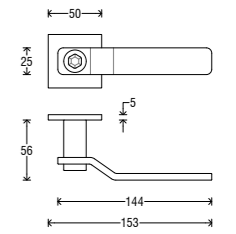
Handle <i>Impugnatura</i>	Rosette <i>Rosetta</i>	Finish <i>Finitura</i>
A535	RSXTO (Slim)	C06
		G01
		N52
		S02



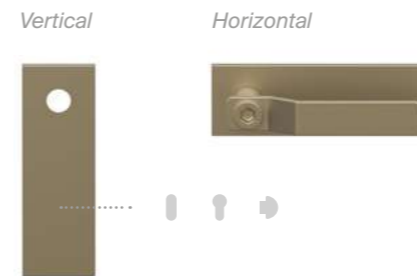
## Handle on square rosette *Maniglia su rosetta quadra*



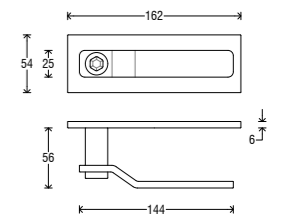
Handle <i>Impugnatura</i>	Rosette <i>Rosetta</i>	Finish <i>Finitura</i>
A535	RSXQO (Slim)	C06
		G01
		N52
		S02



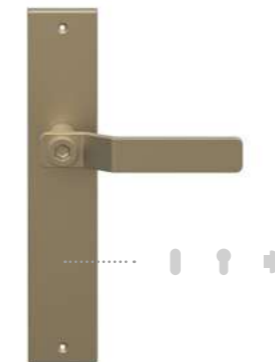
## Handle on Short Q plate *Maniglia su placca Short Q*



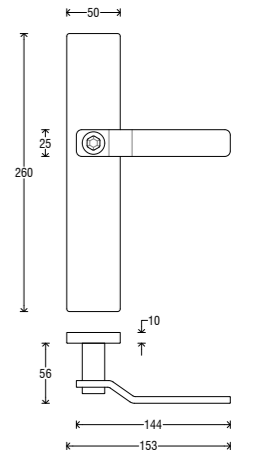
Handle <i>Impugnatura</i>	Plate <i>Placca</i>	Finish <i>Finitura</i>
A535	PSQ	C06
		G01
		N52
		S02



## Handle on Asti plate *Maniglia su placca Asti*




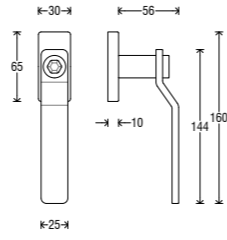
Handle <i>Impugnatura</i>	Plate <i>Placca</i>	Finish <i>Finitura</i>
A535	P06 C	C06
	P06 O	G01
	P06 Y	N52
	P06 W	S02




DK (Dry Keep) on rectangular rosette  
DK su rosetta rettangolare



Handle <i>Impugnatura</i>	Rosette <i>Rosetta</i>	Finish <i>Finitura</i>
D535	RRD	C06
		G01
		N52
		S02





52

# Gas Groove

design by OSMO

Gas Groove is the twin of the Gas handle. The same industrial spirit but with a knurled detail that adds an element of unprecedented elegance for a product with a solid and compact mood.

*Gas Groove è la gemella della maniglia Gas. Lo stesso spirito industriale ma con un dettaglio godronato che aggiunge un elemento di inedita eleganza in un progetto dal mood solido e compatto.*

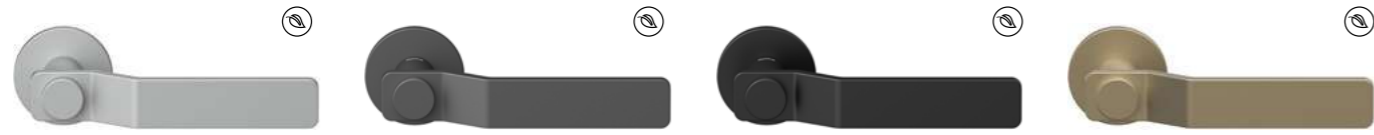


53

“Industrial inspiration with a touch of exclusivity.”

# Finishes

# Finiture



**C06**  
Pearl Chrome  
*Cromo Perla*

**G01**  
Graphite  
*Grafite*

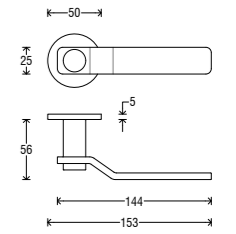
**N52**  
Matt Black  
*Nero Opaco*

**S02**  
Brassed Satin Matt  
*Ottonato Satinato Opaco*

## Handle on round rosette *Maniglia su rosetta tonda*



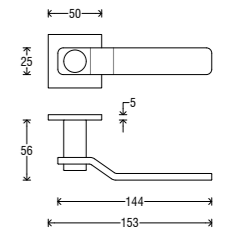
Handle <i>Impugnatura</i>	Rosette <i>Rosetta</i>	Finish <i>Finitura</i>
A536	RSXTO (Slim)	C06
		G01
		N52
		S02



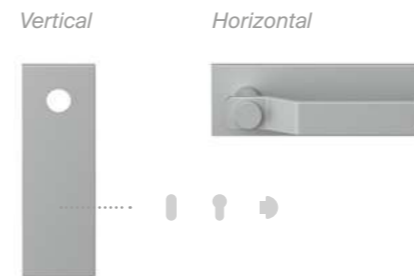
## Handle on square rosette *Maniglia su rosetta quadra*



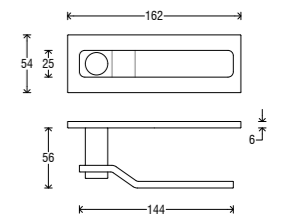
Handle <i>Impugnatura</i>	Rosette <i>Rosetta</i>	Finish <i>Finitura</i>
A536	RSXQO (Slim)	C06
		G01
		N52
		S02



## Handle on Short Q plate *Maniglia su placca Short Q*



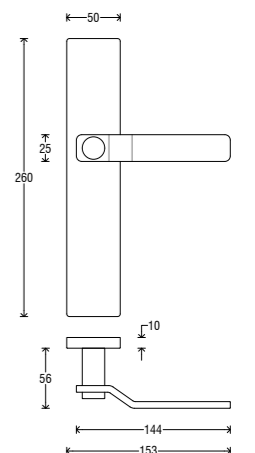
Handle <i>Impugnatura</i>	Plate <i>Placca</i>	Finish <i>Finitura</i>
A536	PSQ	C06
		G01
		N52
		S02



## Handle on Asti plate *Maniglia su placca Asti*



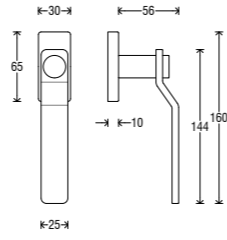
Handle <i>Impugnatura</i>	Plate <i>Placca</i>	Finish <i>Finitura</i>
A536	P06 C	C06
	P06 O	G01
	P06 Y	N52
	P06 W	S02




DK (Dry Keep) on rectangular rosette  
DK su rosetta rettangolare



Handle Impugnatura	Rosette Rosetta	Finish Finitura
D536	RRD	C06
		G01
		N52
		S02





58

# Gas Plain

design by OSMO

Gas Plain is the essential reinterpretation of the Gas handle. Its design simplifies forms and elevates the folds as the undisputed protagonists of this minimal and timeless version.

*Gas Plain è la rivisitazione in chiave essenziale della maniglia Gas. Un design che semplifica le forme e rende le pieghe protagoniste indiscusse di questa versione minimale e senza tempo.*

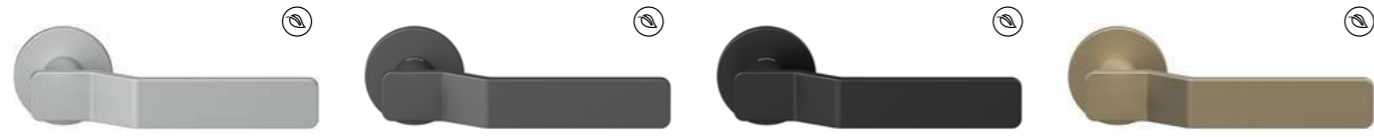


59

“Folds taking the spotlight from essential shapes.”

# Finishes

# Finiture

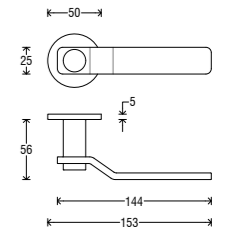


- C06**  
Pearl Chrome  
*Cromo Perla*
- G01**  
Graphite  
*Grafite*
- N52**  
Matt Black  
*Nero Opaco*
- S02**  
Brassed Satin Matt  
*Ottonato Satinato Opaco*

## Handle on round rosette *Maniglia su rosetta tonda*



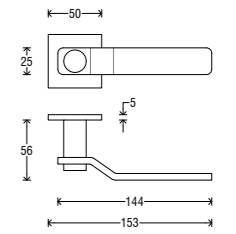
Handle <i>Impugnatura</i>	Rosette <i>Rosetta</i>	Finish <i>Finitura</i>
A534	RSXTO (Slim)	C06
		G01
		N52
		S02



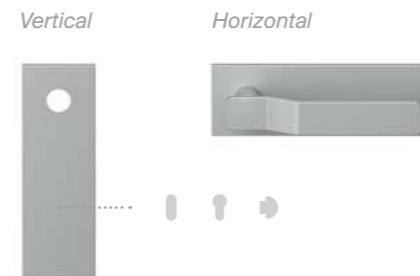
## Handle on square rosette *Maniglia su rosetta quadra*



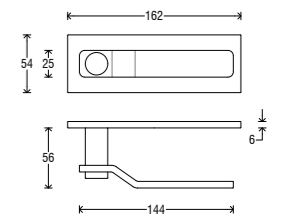
Handle <i>Impugnatura</i>	Rosette <i>Rosetta</i>	Finish <i>Finitura</i>
A534	RSXQO (Slim)	C06
		G01
		N52
		S02




## Handle on Short Q plate *Maniglia su placca Short Q*



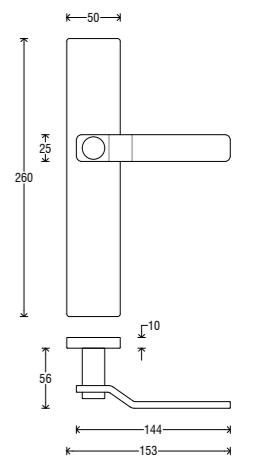
Handle <i>Impugnatura</i>	Plate <i>Placca</i>	Finish <i>Finitura</i>
A534	PSQ	C06
		G01
		N52
		S02



## Handle on Asti plate *Maniglia su placca Asti*



Handle <i>Impugnatura</i>	Plate <i>Placca</i>	Finish <i>Finitura</i>
A534	P06 C	C06
	P06 O	G01
	P06 Y	N52
	P06 W	S02

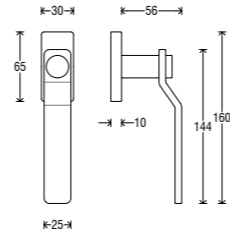




DK (Dry Keep) on rectangular rosette  
DK su rosetta rettangolare



Handle Impugnatura	Rosette Rosetta	Finish Finitura
D534	RRD	C06
		G01
		N52
		S02






# Shinobi

design by OSMO

For Shinobi, one cut perfectly splits the iconic shape of the handle, creating an evocative, reimagined design. Two suspended elements that harmonise and impress.

*In Shinobi un taglio rompe idealmente la forma iconica della maniglia creando un nuovo equilibrio di grande forza evocativa. Due elementi sospesi che si ritrovano in perfetta armonia.*

“Slicing through the traditional handle, creating an entirely new shape.”



# Finishes

# Finiture



**B11**  
Pearl Bronze  
*Bronzo Perla*



**B31**  
Matt White  
*Bianco Opaco*



**C01**  
Polished Chrome  
*Cromo Lucido*



**C02**  
Satin Chrome  
*Cromo Satinato*



**N16**  
Pearl Nickel  
*Nichel Perla*



**N52**  
Matt Black  
*Nero Opaco*



**P01**  
Gold PVD  
*PVD Oro*

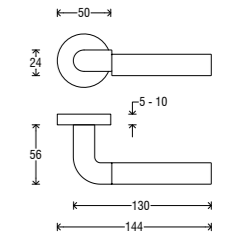


**S02**  
Brassed Satin Matt  
*Ottonato Satinato Opaco*

## Handle on round rosette *Maniglia su rosetta tonda*



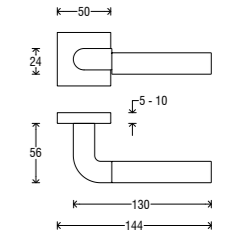
Handle <i>Impugnatura</i>	Rosette <i>Rosetta</i>	Finish <i>Finitura</i>
A522	RFXTO (Fixa) RSXTO (Slim)	B11 B31 C01 C02 N16 N52 P01 S02



## Handle on square rosette *Maniglia su rosetta quadra*



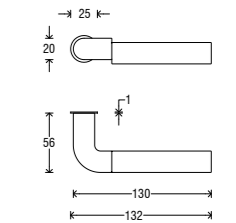
Handle <i>Impugnatura</i>	Rosette <i>Rosetta</i>	Finish <i>Finitura</i>
A522	RFXQ0 (Fixa) RSXQ0 (Slim)	B11 B31 C01 C02 N16 N52 P01 S02



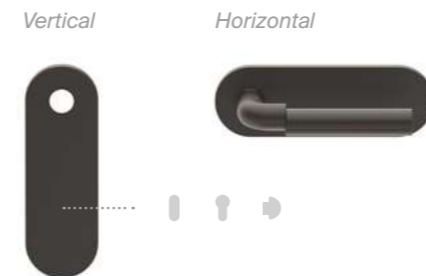
## Handle on minimal round rosette *Maniglia su rosetta minimal tonda*



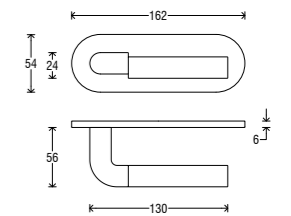
Handle <i>Impugnatura</i>	Rosette <i>Rosetta</i>	Finish <i>Finitura</i>
A522	RMT	B11 B31 C01 C02 N16 N52 P01 S02



## Handle on Short T plate *Maniglia su placca Short T*



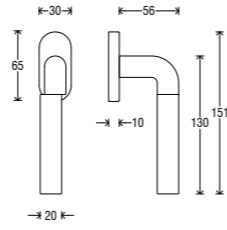
Handle <i>Impugnatura</i>	Rosette <i>Rosetta</i>	Finish <i>Finitura</i>
A522	PST	B11 B31 C01 C02 N16 N52 P01 S02



DK (Dry Keep) on oval rosette  
DK su rosetta ovale



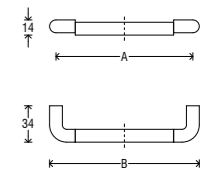
Handle Impugnatura	Rosette Rosetta	Finish Finitura
D522	ROD	B11
		B31
		C01
		C02
		N16
		N52
		P01
		S02



Furniture handle  
Maniglietta per mobile



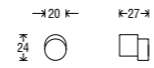
Handle Impugnatura	Finish Finitura
E522	B11
	B31
	C01
	C02
	N16
	N52
	P01
	S02



Furniture knob  
Pomolo per mobile



Handle Impugnatura	Finish Finitura
PM14	B11
	B31
	C01
	C02
	N16
	N52
	P01
	S02

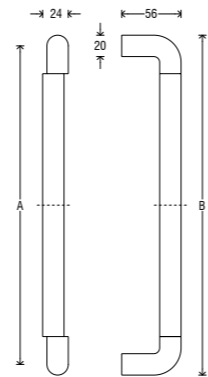


VERSIONS	A (mm)	B (mm)
01	128	140
02	160	172
03	192	204
04	224	236
05	320	332
06	500	512
07	700	712

Pull handle  
Maniglione



Pull handle Maniglione	Finish Finitura
MG59	B11
	B31
	C01
	C02
	N16
	N52
	P01
	S02

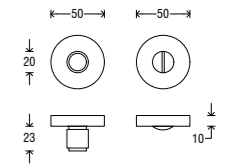


VERSIONS	A (mm)	B (mm)
X0A	445	467
X0B	645	667
X0C	865	887

Turn & release set  
Set Nottolino



Turn & release Nottolino	Rosette Rosetta	Finish Finitura
NS36	RFXT0	B11
		B31
		C01
		C02
		N16
		N52
		P01
		S02






# Shinobi Groove

design by OSMO

The Groove version of Shinobi features a knurling on the final part of the handle. A texture that enriches the design and reinforces the ergonomics of the structure.

*La versione Groove di Shinobi presenta una godronatura sulla parte finale dell'impugnatura. Una texture che arricchisce il disegno e rafforza l'ergonomia della struttura.*

“A texture creating a new feeling, in more ways than one.”



## Finishes

## Finiture



**B11**  
Pearl Bronze  
*Bronzo Perla*



**B31**  
Matt White  
*Bianco Opaco*



**C01**  
Polished Chrome  
*Cromo Lucido*



**C02**  
Satin Chrome  
*Cromo Satinato*



**N16**  
Pearl Nickel  
*Nichel Perla*



**N52**  
Matt Black  
*Nero Opaco*



**P01**  
Gold PVD  
*PVD Oro*

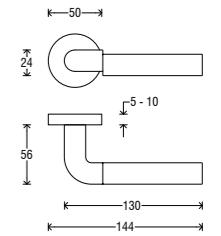


**S02**  
Brass Satin Matt  
*Ottonato Satinato Opaco*

### Handle on round rosette *Maniglia su rosetta tonda*



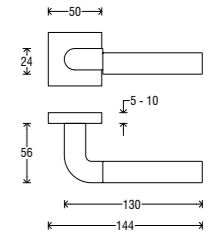
Handle <i>Impugnatura</i>	Rosette <i>Rosetta</i>	Finish <i>Finitura</i>
A523	RFXTO (Fixa)	B11
A524	RSXTO (Slim)	B31
A525		C01
		C02
		N16
		N52
		P01
		S02



### Handle on square rosette *Maniglia su rosetta quadra*

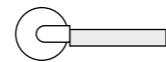


Handle <i>Impugnatura</i>	Rosette <i>Rosetta</i>	Finish <i>Finitura</i>
A523	RFXQ0 (Fixa)	B11
A524	RSXQ0 (Slim)	B31
A525		C01
		C02
		N16
		N52
		P01
		S02




## Processing

## Lavorazioni



### KNURLS *GODRONATURE*



**A523**  
Vertical Knurling  
*Godronatura Verticale*



**A524**  
Horizontal Knurling  
*Godronatura Orizzontale*

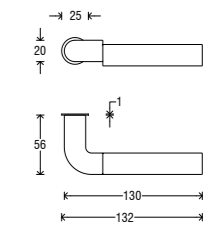


**A525**  
Rhombus Knurling  
*Godronatura Rombo*

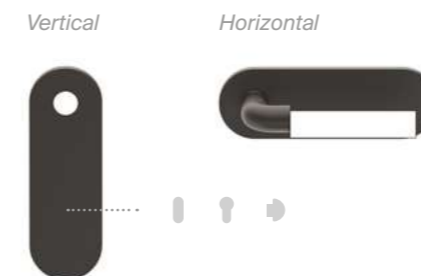
### Handle on minimal round rosette *Maniglia su rosetta minimal tonda*



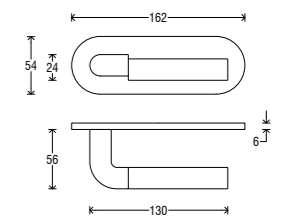
Handle <i>Impugnatura</i>	Rosette <i>Rosetta</i>	Finish <i>Finitura</i>
A523	RMT	B11
A524		B31
A525		C01
		C02
		N16
		N52
		P01
		S02



### Handle on Short T plate *Maniglia su placca Short T*



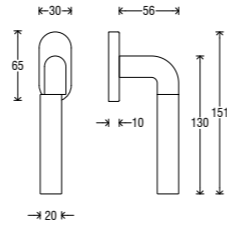
Handle <i>Impugnatura</i>	Rosette <i>Rosetta</i>	Finish <i>Finitura</i>
A523	PST	B11
A524		B31
A525		C01
		C02
		N16
		N52
		P01
		S02



DK (Dry Keep) on oval rosette  
DK su rosetta ovale



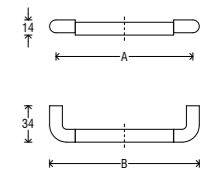
Handle Impugnatura	Rosette Rosetta	Finish Finitura
D523	ROD	B11
D524		B31
D525		C01
		C02
		N16
		N52
		P01
		S02



Furniture handle  
Maniglietta per mobile



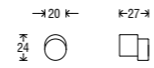
Handle Impugnatura	Finish Finitura
E523	B11
E524	B31
E525	C01
	C02
	N16
	N52
	P01
	S02



Furniture knob  
Pomolo per mobile

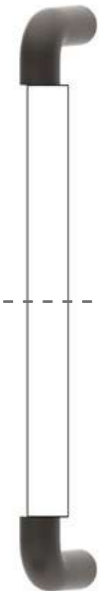


Handle Impugnatura	Finish Finitura
PM15	B11
PM16	B31
PM17	C01
	C02
	N16
	N52
	P01
	S02

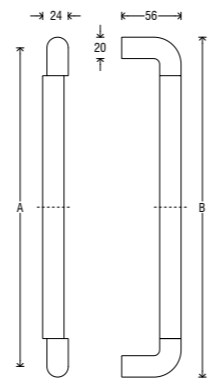


VERSIONS	A (mm)	B (mm)
01	128	140
02	160	172
03	192	204
04	224	236
05	320	332
06	500	512
07	700	712

Pull handle  
Maniglione



Handle Impugnatura	Finish Finitura
MG71	B11
MG72	B31
MG73	C01
	C02
	N16
	N52
	P01
	S02

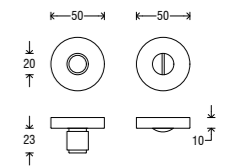



VERSIONS	A (mm)	B (mm)
X0A	445	467
X0B	645	667
X0C	865	887

Turn & release set  
Set Nottolino



Turn & release Nottolino	Rosette Rosetta	Finish Finitura
NS38	RFXTO	B11
NS39		B31
NS40		C01
		C02
		N16
		N52
		P01
		S02





“A mix of materials  
for an even more  
characterful handle.”



# Shinobi Special

design by OSMO

Marble or wood? For Shinobi Special the final part of the handle changes to fit different contexts. A new material bringing new tactile sensations.

*Marmo o legno? In Shinobi Special la parte finale della maniglia cambia carattere per inserirsi in diversi contesti. Un nuovo materiale per trasmettere nuove sensazioni tattili.*





A526 + B11



A528 + B31



A527 + N52



A526 + S02



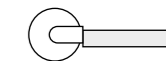
A533 + B11



A532 + N16



A533 + N16



STONES

PIETRE



A526

Emperador Brown Marble

Marmo Marrone Emperador



A527

Marquina Black Marble

Marmo Nero Marquina



A528

White Carrara Marble

Marmo Bianco Carrara

WOODS

LEGNI



A532

Natural Oak

Rovere Naturale



A533

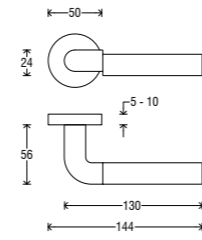
Canaletto Walnut

Noce Canaletto

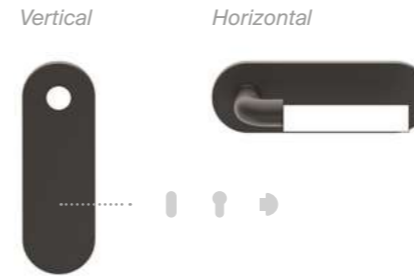
Handle on round rosette  
*Maniglia su rosetta tonda*



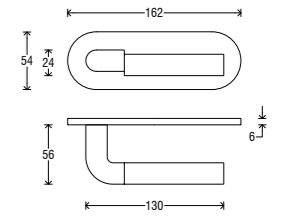
Handle <i>Impugnatura</i>	Rosette <i>Rosetta</i>	Finish <i>Finitura</i>
A526	RFXTO (Fixa)	B11
A527	RSXTO (Slim)	B31
A528		N16
A532		N52
A533		S02



Handle on Short T plate  
*Maniglia su placca Short T*



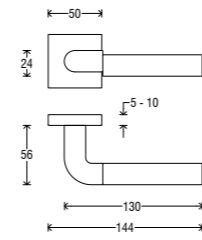
Handle <i>Impugnatura</i>	Rosette <i>Rosetta</i>	Finish <i>Finitura</i>
A526	PST	B11
A527		B31
A528		N16
A532		N52
A533		S02



Handle on square rosette  
*Maniglia su rosetta quadra*



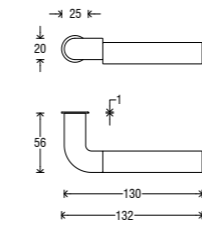
Handle <i>Impugnatura</i>	Rosette <i>Rosetta</i>	Finish <i>Finitura</i>
A526	RFXQ0 (Fixa)	B11
A527	RSXQ0 (Slim)	B31
A528		N16
A532		N52
A533		S02



Handle on minimal round rosette  
*Maniglia su rosetta minimal tonda*



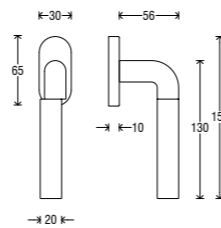
Handle <i>Impugnatura</i>	Rosette <i>Rosetta</i>	Finish <i>Finitura</i>
A526	RMT	B11
A527		B31
A528		N16
A532		N52
A533		S02



DK (Dry Keep) on oval rosette  
*DK su rosetta ovale*



Handle <i>Impugnatura</i>	Rosette <i>Rosetta</i>	Finish <i>Finitura</i>
D526	ROD	B11
D527		B31
D528		N16
D532		N52
D533		S02





82


# Alila

design by Forme

Alila reinterprets a design from the past in a contemporary style. The graphic motif is pure conceptual expression. Architecture and inspiration define this piece.

*Estro e architettura sono le parole chiave di una maniglia che reinterpreta in chiave contemporanea un design del passato. In Alila, il motivo grafico è pura espressività concettuale.*

“On the path  
to a new tactile  
experience.”



83

# Finishes

# Finiture



**B03**  
Scratched Bronze  
*Bronzo Graffiato Opaco*



**C01**  
Polished Chrome  
*Cromo Lucido*



**N16**  
Pearl Nickel  
*Nichel Perla*

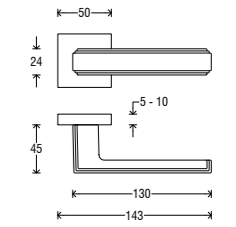


**O01**  
Polished Gold  
*Oro Lucido*

## Handle on square rosette *Maniglia su rosetta quadra*



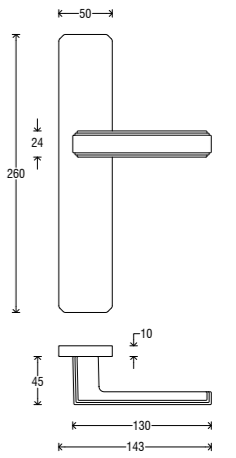
Handle <i>Impugnatura</i>	Rosette <i>Rosetta</i>	Finish <i>Finitura</i>
<b>A293</b>	<b>RFXQ0 (Fixa)</b>	<b>B03</b>
	<b>RSXQ0 (Slim)</b>	<b>C01</b>
		<b>N16</b>
		<b>O01</b>



## Handle on Asti plate *Maniglia su placca Asti*



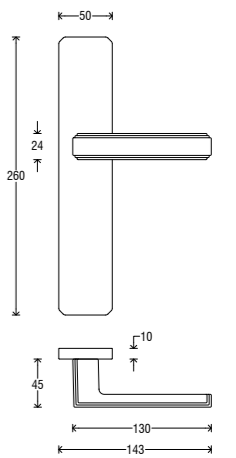
Handle <i>Impugnatura</i>	Plate <i>Placca</i>	Finish <i>Finitura</i>
<b>A293</b>	<b>P06 C</b>	<b>B03</b>
	<b>P06 O</b>	<b>C01</b>
	<b>P06 Y</b>	<b>N16</b>
	<b>P06 W</b>	<b>O01</b>



## Handle on Atlas plate *Maniglia su placca Atlas*



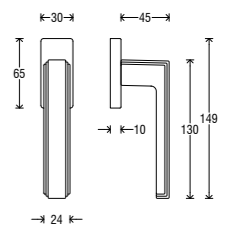
Handle <i>Impugnatura</i>	Plate <i>Placca</i>	Finish <i>Finitura</i>
<b>A293</b>	<b>P35 C</b>	<b>B03</b>
	<b>P35 O</b>	<b>C01</b>
	<b>P35 Y</b>	<b>N16</b>
	<b>P35 W</b>	<b>O01</b>




## DK (Dry Keep) on rectangular rosette *DK su rosetta rettangolare*



Handle <i>Impugnatura</i>	Rosette <i>Rosetta</i>	Finish <i>Finitura</i>
<b>D293</b>	<b>RRD</b>	<b>B03</b>
		<b>C01</b>
		<b>N16</b>
		<b>O01</b>





86

# Idea

design by Forme

Twisting the Idea allows light to dance beautifully from its surface.  
A dynamic shape without compromise.

*L'idea è quella di una torsione della maniglia per creare inediti rimbalzi di luce. Il dinamismo delle forme trova qui la sua massima applicazione, senza compromessi.*



87

“Movement. Light.  
Dynamism.”

# Finishes

# Finiture




**C02**  
Satin Chrome  
*Cromo Satinato*



**G01**  
Graphite  
*Grafite*



**N16**  
Pearl Nickel  
*Nichel Perla*

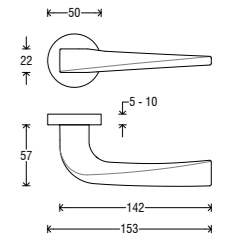


**N52**  
Matt Black  
*Nero Opaco*

## Handle on round rosette *Maniglia su rosetta tonda*



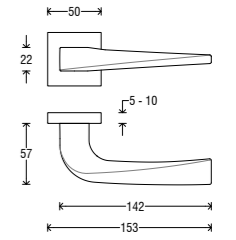
Handle <i>Impugnatura</i>	Rosette <i>Rosetta</i>	Finish <i>Finitura</i>
<b>A338</b>	<b>RFXTO (Fixa)</b>	<b>C02</b>
	<b>RSXTO (Slim)</b>	<b>G01</b>
		<b>N16</b>
		<b>N52</b>



## Handle on square rosette *Maniglia su rosetta quadra*



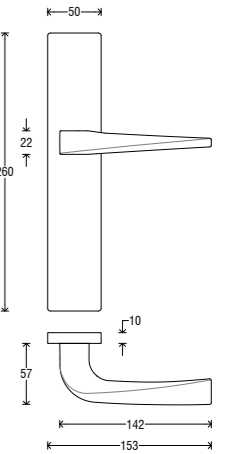
Handle <i>Impugnatura</i>	Rosette <i>Rosetta</i>	Finish <i>Finitura</i>
<b>A338</b>	<b>RFXQ0 (Fixa)</b>	<b>C02</b>
	<b>RSXQ0 (Slim)</b>	<b>G01</b>
		<b>N16</b>
		<b>N52</b>



## Handle on Asti plate *Maniglia su placca Asti*



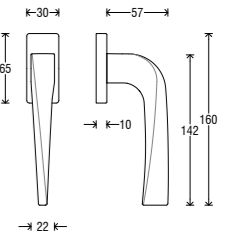
Handle <i>Impugnatura</i>	Plate <i>Placca</i>	Finish <i>Finitura</i>
<b>A338</b>	<b>P06 C</b>	<b>C02</b>
	<b>P06 O</b>	<b>G01</b>
	<b>P06 Y</b>	<b>N16</b>
	<b>P06 W</b>	<b>N52</b>



## DK (Dry Keep) on rectangular rosette *DK su rosetta rettangolare*



Handle <i>Impugnatura</i>	Rosette <i>Rosetta</i>	Finish <i>Finitura</i>
<b>D338</b>	<b>RRD</b>	<b>C02</b>
		<b>G01</b>
		<b>N16</b>
		<b>N52</b>





90

# Horus

design by Ciani Billi Design

Like a horizontal blade, Horus cuts through the environment with its symmetrical design. The height of elegance in a handle that optimises every centimetre of the product to the maximum.

*Come una lama orizzontale, Horus taglia l'ambiente con il suo design simmetrico ed essenziale. Il top dell'eleganza in una maniglia che ottimizza al massimo ogni centimetro di prodotto.*



91

“A minimal design that amplifies its aesthetic impact.”

# Finishes

# Finiture



**B31**  
Matt White  
*Bianco Opaco*



**G01**  
Graphite  
*Grafite*



**N16**  
Pearl Nickel  
*Nichel Perla*

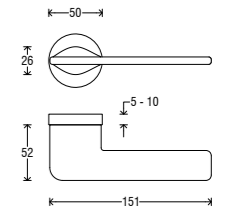


**N52**  
Matt Black  
*Nero Opaco*

## Handle on round rosette *Maniglia su rosetta tonda*



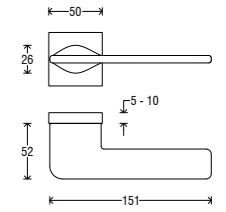
Handle <i>Impugnatura</i>	Rosette <i>Rosetta</i>	Finish <i>Finitura</i>
<b>A337</b>	<b>RFXTO (Fixa)</b>	<b>B31</b>
	<b>RSXTO (Slim)</b>	<b>G01</b>
		<b>N16</b>
		<b>N52</b>



## Handle on square rosette *Maniglia su rosetta quadra*



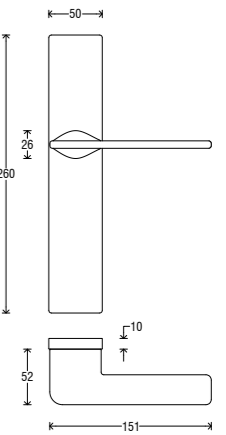
Handle <i>Impugnatura</i>	Rosette <i>Rosetta</i>	Finish <i>Finitura</i>
<b>A337</b>	<b>RFXQ0 (Fixa)</b>	<b>B31</b>
	<b>RSXQ0 (Slim)</b>	<b>G01</b>
		<b>N16</b>
		<b>N52</b>



## Handle on Asti plate *Maniglia su placca Asti*



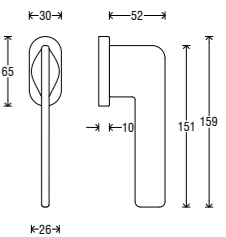
Handle <i>Impugnatura</i>	Plate <i>Placca</i>	Finish <i>Finitura</i>
<b>A337</b>	<b>P06 C</b>	<b>B31</b>
	<b>P06 O</b>	<b>G01</b>
	<b>P06 Y</b>	<b>N16</b>
	<b>P06 W</b>	<b>N52</b>




## DK (Dry Keep) on oval rosette *DK su rosetta ovale*



Handle <i>Impugnatura</i>	Rosette <i>Rosetta</i>	Finish <i>Finitura</i>
<b>D337</b>	<b>ROD</b>	<b>B31</b>
		<b>G01</b>
		<b>N16</b>
		<b>N52</b>







94

# Alba

design by Forme

For Alba the front inclination creates two separate reflections of light that give the design a defined and elegant style. Like the beginning of a new day, or the dawn of a new era.

*In Alba l'inclinazione frontale crea due diversi rimbalzi di luce che donano al design uno stile definito ed elegante. Come l'inizio di un nuovo giorno, l'alba di una nuova era.*

“A striking contrast in a simple and rigorous design.”



95

# Finishes

# Finiture



**B03**  
Scratched Bronze  
*Bronzo Graffiato Opaco*



**B11**  
Pearl Bronze  
*Bronzo Perla*



**N16**  
Pearl Nickel  
*Nichel Perla*

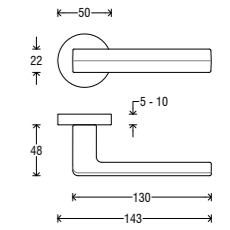


**N52**  
Matt Black  
*Nero Opaco*

## Handle on round rosette *Maniglia su rosetta tonda*



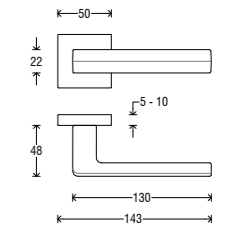
Handle <i>Impugnatura</i>	Rosette <i>Rosetta</i>	Finish <i>Finitura</i>
A339	RFXTO (Fixa) RSXTO (Slim)	B03 B11 N16 N52



## Handle on square rosette *Maniglia su rosetta quadra*



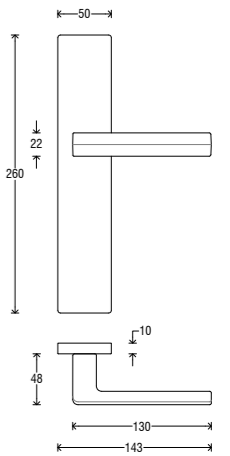
Handle <i>Impugnatura</i>	Rosette <i>Rosetta</i>	Finish <i>Finitura</i>
A339	RFXQ0 (Fixa) RSXQ0 (Slim)	B03 B11 N16 N52



## Handle on Asti plate *Maniglia su placca Asti*



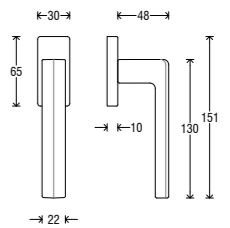
Handle <i>Impugnatura</i>	Plate <i>Placca</i>	Finish <i>Finitura</i>
A339	P06 C P06 O P06 Y P06 W	B03 B11 N16 N52



## DK (Dry Keep) on rectangular rosette *DK su rosetta rettangolare*



Handle <i>Impugnatura</i>	Rosette <i>Rosetta</i>	Finish <i>Finitura</i>
D339	RRD	B03 B11 N16 N52






98

# Soho

design by Alessandro Elli

A round structure with a soft flow, creating a droplet shape at the finish. Soho is a highly refined handle with a classic concept evolved into a new generation style.

*Una struttura tonda che scorre leggera creando sul finale la forma di una goccia. Soho è una maniglia di grande raffinatezza con un concept classico che evolve in uno stile di nuova generazione.*



99

“A round line that becomes a droplet. A statement in its space.”

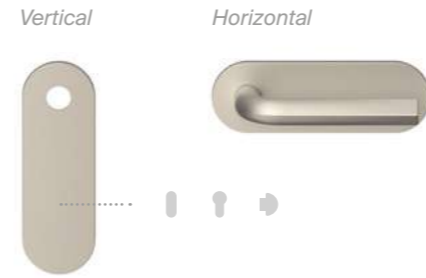
# Finishes

# Finiture

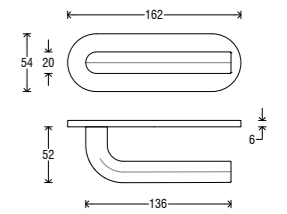


- B11**  
Pearl Bronze  
*Bronzo Perla*
- C02**  
Satin Chrome  
*Cromo Satinato*
- N16**  
Pearl Nickel  
*Nichel Perla*
- N52**  
Matt Black  
*Nero Opaco*

## Handle on Short T plate *Maniglia su placca Short T*



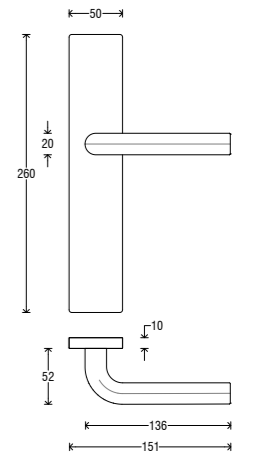
Handle <i>Impugnatura</i>	Rosette <i>Rosetta</i>	Finish <i>Finitura</i>
<b>A340</b>	<b>PST</b>	<b>B11</b>
		<b>C02</b>
		<b>N16</b>
		<b>N52</b>



## Handle on Asti plate *Maniglia su placca Asti*



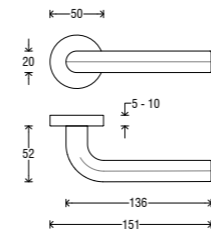
Handle <i>Impugnatura</i>	Plate <i>Placca</i>	Finish <i>Finitura</i>
<b>A340</b>	<b>P06 C</b>	<b>B11</b>
	<b>P06 O</b>	<b>C02</b>
	<b>P06 Y</b>	<b>N16</b>
	<b>P06 W</b>	<b>N52</b>



## Handle on round rosette *Maniglia su rosetta tonda*



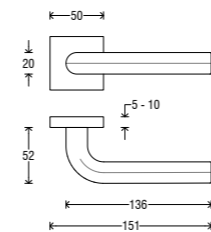
Handle <i>Impugnatura</i>	Rosette <i>Rosetta</i>	Finish <i>Finitura</i>
<b>A340</b>	<b>RFXTO (Fixa)</b>	<b>B11</b>
	<b>RSXTO (Slim)</b>	<b>C02</b>
		<b>N16</b>
		<b>N52</b>



## Handle on square rosette *Maniglia su rosetta quadra*



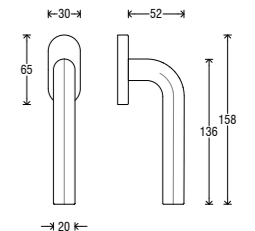
Handle <i>Impugnatura</i>	Rosette <i>Rosetta</i>	Finish <i>Finitura</i>
<b>A340</b>	<b>RFXQ0 (Fixa)</b>	<b>B11</b>
	<b>RSXQ0 (Slim)</b>	<b>C02</b>
		<b>N16</b>
		<b>N52</b>



## DK (Dry Keep) on oval rosette *DK su rosetta ovale*



Handle <i>Impugnatura</i>	Rosette <i>Rosetta</i>	Finish <i>Finitura</i>
<b>D340</b>	<b>ROD</b>	<b>B11</b>
		<b>C02</b>
		<b>N16</b>
		<b>N52</b>





# Luck

design by Forme

Cylindrical shapes intersect, creating a structure of unprecedented fluidity. Luck's personality also comes through the horizontal knurling of the handle, evoking a certain timeless beauty.

*Forme cilindriche si intersecano nello spazio creando volumi dalle inedite assonanze. La caratteristica di Luck è inoltre la godronatura orizzontale dell'impugnatura in grado di evocare una bellezza senza tempo.*

“Conceptual richness and the cylinder as a stylistic signature.”



# Finishes

# Finiture



**B03**  
Scratched Bronze  
*Bronzo Graffiato Opaco*



**C01**  
Polished Chrome  
*Cromo Lucido*



**L01**  
Polished Brass  
*Ottone Lucido Verniciato*

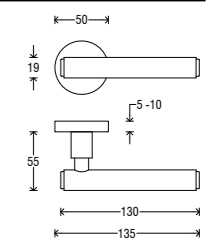


**N52**  
Matt Black  
*Nero Opaco*

## Handle on round rosette *Maniglia su rosetta tonda*



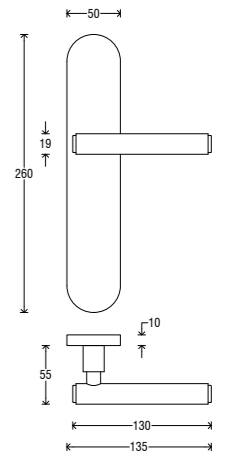
Handle <i>Impugnatura</i>	Rosette <i>Rosetta</i>	Finish <i>Finitura</i>
<b>A497</b>	<b>RFXT0 (Fixa)</b>	<b>B03</b>
	<b>RSXT0 (Slim)</b>	<b>C01</b>
		<b>L01</b>
		<b>N52</b>



## Handle on Milena plate *Maniglia su placca Milena*



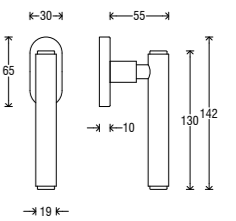
Handle <i>Impugnatura</i>	Plate <i>Placca</i>	Finish <i>Finitura</i>
<b>A497</b>	<b>P09 C</b>	<b>B03</b>
	<b>P09 O</b>	<b>C01</b>
	<b>P09 Y</b>	<b>L01</b>
	<b>P09 W</b>	<b>N52</b>



## DK (Dry Keep) on oval rosette *DK su rosetta ovale*



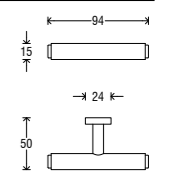
Handle <i>Impugnatura</i>	Rosette <i>Rosetta</i>	Finish <i>Finitura</i>
<b>D497</b>	<b>ROD</b>	<b>B03</b>
		<b>C01</b>
		<b>L01</b>
		<b>N52</b>




## Furniture T-knob *Pomolo per mobile versione T*



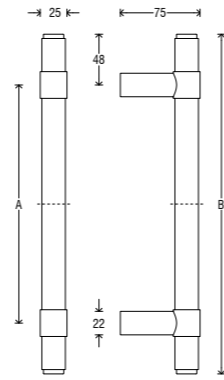
Handle <i>Impugnatura</i>	Finish <i>Finitura</i>
<b>PM12</b>	<b>B03</b>
	<b>C01</b>
	<b>L01</b>
	<b>N52</b>



Pull handle  
Maniglione



Pull handle Maniglione	+	Finish Finitura
<b>MG58</b>		<b>B03</b>
		<b>C01</b>
		<b>L01</b>
		<b>N52</b>

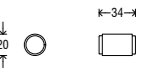


VERSIONS	A (mm)	B (mm)
X0A	445	540
X0B	645	740
X0C	865	960


Furniture knob  
Pomolo per mobile



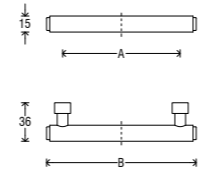
Handle Impugnatura	+	Finish Finitura
<b>PM13</b>		<b>B03</b>
		<b>C01</b>
		<b>L01</b>
		<b>N52</b>



Furniture handle  
Maniglietta per mobile



Handle Impugnatura	+	Finish Finitura
<b>E497</b>		<b>B03</b>
		<b>C01</b>
		<b>L01</b>
		<b>N52</b>



VERSIONS	A (mm)	B (mm)
01	128	158
02	160	190
03	192	222
04	224	254
05	320	350
06	500	530
07	700	730



108

# City

design by Forme

The roundness of the cylinder is embellished with a cross lattice knurling. City is a simple handle with a new flourish that emphasises its design.

*La rotondità del cilindro è impreziosita da una godronatura incrociata che evoca la forma di un reticolo. City è una maniglia essenziale con un twist inedito che ne sottolinea l'impugnatura.*



109

“An unprecedented twist for a handle of rare elegance.”



# Finishes

# Finiture



**B03**  
Scratched Bronze  
*Bronzo Graffiato Opaco*



**C01**  
Polished Chrome  
*Cromo Lucido*



**L01**  
Polished Brass  
*Ottone Lucido Verniciato*

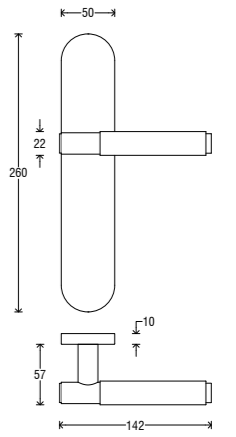


**N52**  
Matt Black  
*Nero Opaco*

## Handle on Milena plate *Maniglia su placca Milena*



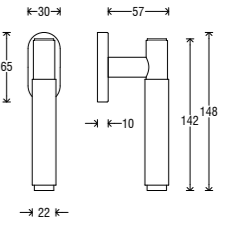
Handle <i>Impugnatura</i>	+	Plate <i>Placca</i>	+	Finish <i>Finitura</i>
<b>A335</b>		<b>P09 C</b>		<b>B03</b>
		<b>P09 O</b>		<b>C01</b>
		<b>P09 Y</b>		<b>L01</b>
		<b>P09 W</b>		<b>N52</b>



## DK (Dry Keep) on oval rosette *DK su rosetta ovale*



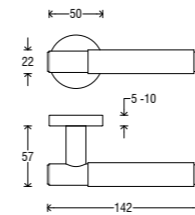
Handle <i>Impugnatura</i>	+	Rosette <i>Rosetta</i>	+	Finish <i>Finitura</i>
<b>D335</b>		<b>ROD</b>		<b>B03</b>
				<b>C01</b>
				<b>L01</b>
				<b>N52</b>



## Handle on round rosette *Maniglia su rosetta tonda*



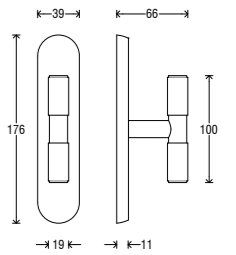
Handle <i>Impugnatura</i>	+	Rosette <i>Rosetta</i>	+	Finish <i>Finitura</i>
<b>A335</b>		<b>RFXTO (Fixa)</b>		<b>B03</b>
		<b>RSXTO (Slim)</b>		<b>C01</b>
				<b>L01</b>
				<b>N52</b>



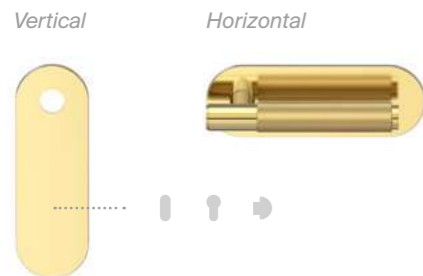
## Cremonese handle on Vanity plate *Cremonese su placca Vanity*



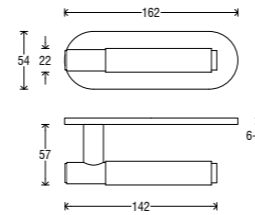
Handle <i>Impugnatura</i>	+	Plate <i>Placca</i>	+	Finish <i>Finitura</i>
<b>C035</b>		<b>P16</b>		<b>B03</b>
				<b>C01</b>
				<b>L01</b>
				<b>N52</b>



## Handle on Short T plate *Maniglia su placca Short T*



Handle <i>Impugnatura</i>	+	Rosette <i>Rosetta</i>	+	Finish <i>Finitura</i>
<b>A335</b>		<b>PST</b>		<b>B03</b>
				<b>C01</b>
				<b>L01</b>
				<b>N52</b>





112

# Viva

design by Forme

One element passes into the other in a symbiosis that emphasises the change in finish of the cylinder, between chrome and satin.

Viva is a contrasting element which gives a touch of glamour to any environment.

*Un elemento passa dentro l'altro in una simbiosi che enfatizza il cambio di finitura del cilindro, tra cromatura e satinatura. Viva è puro contrasto per dare un tocco glamour a ogni ambiente.*

“Chrome plating and satin finishing in a symbiosis of great vitality.”



113

# Finishes

# Finiture



**B03**  
Scratched Bronze  
*Bronzo Graffiato Opaco*



**C03 (C01 + C02)**  
Polished + Satin Chrome  
*Cromo Lucido + Satinato*



**C08 (C01 + N52)**  
Polished Chrome + Matt Black  
*Cromo Lucido + Nero Opaco*

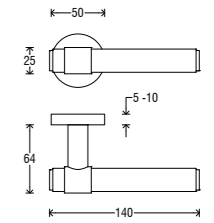


**L03 (L01 + S01)**  
Polished + Satin Brass  
*Ottone Lucido + Satinato*

## Handle on round rosette *Maniglia su rosetta tonda*



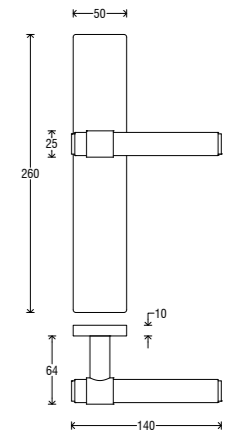
Handle <i>Impugnatura</i>	Rosette <i>Rosetta</i>	Finish <i>Finitura</i>
<b>A333</b>	<b>RFXT0 (Fixa)</b>	<b>B03</b>
	<b>RSXT0 (Slim)</b>	<b>C03</b>
		<b>C08</b>
		<b>L03</b>



## Handle on Asti plate *Maniglia su placca Asti*



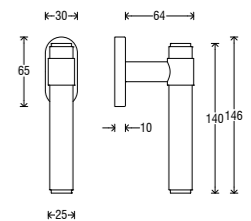
Handle <i>Impugnatura</i>	Plate <i>Placca</i>	Finish <i>Finitura</i>
<b>A333</b>	<b>P06 C</b>	<b>B03</b>
	<b>P06 O</b>	<b>C03</b>
	<b>P06 Y</b>	<b>C08</b>
	<b>P06 W</b>	<b>L03</b>



## DK (Dry Keep) on oval rosette *DK su rosetta ovale*



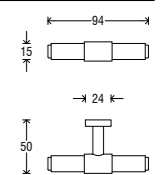
Handle <i>Impugnatura</i>	Rosette <i>Rosetta</i>	Finish <i>Finitura</i>
<b>D333</b>	<b>ROD</b>	<b>B03</b>
		<b>C03</b>
		<b>C08</b>
		<b>L03</b>




## Furniture T-knob *Pomolo per mobile versione T*



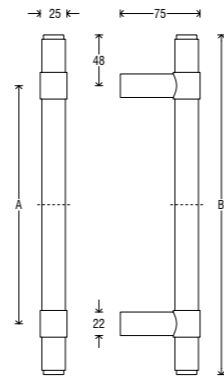
Handle <i>Impugnatura</i>	Finish <i>Finitura</i>
<b>PM10</b>	<b>B03</b>
	<b>C03</b>
	<b>L03</b>
	<b>N52</b>



**Pull handle**  
*Maniglione*



Pull handle <i>Maniglione</i>	+	Finish <i>Finitura</i>
<b>MG56</b>		<b>B03</b>
		<b>C03</b>
		<b>C08</b>
		<b>L03</b>

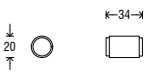


VERSIONS	A (mm)	B (mm)
X0A	445	540
X0B	645	740
X0C	865	960

**Furniture knob**  
*Pomolo per mobile*



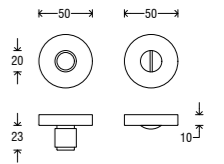
Handle <i>Impugnatura</i>	+	Finish <i>Finitura</i>
<b>PM11</b>		<b>B03</b>
		<b>C03</b>
		<b>L03</b>
		<b>N52</b>



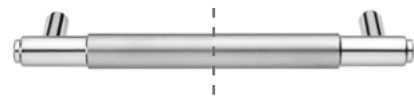
**Turn & release set**  
*Set Nottolino*



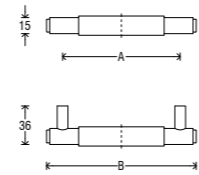
Turn & release <i>Nottolino</i>	+	Rosette <i>Rosetta</i>	+	Finish <i>Finitura</i>
<b>NS35</b>		<b>RFXTO</b>		<b>B03</b>
				<b>C03</b>
				<b>L03</b>
				<b>N52</b>




**Furniture handle**  
*Maniglietta per mobile*



Handle <i>Impugnatura</i>	+	Finish <i>Finitura</i>
<b>E333</b>		<b>B03</b>
		<b>C03</b>
		<b>L03</b>
		<b>N52</b>



VERSIONS	A (mm)	B (mm)
01	128	158
02	160	190
03	192	222
04	224	254
05	320	350
06	500	530
07	700	730



118


# Alya

design by Forme

For Alya two elements of the handle intersect, with each maintaining its own identity. The special knurling accentuates the detachment and enriches the handle.

*In Alya due elementi della maniglia si intersecano mantenendo ognuno la sua identità. La godronatura speciale accentua il distacco arricchendone l'impugnatura.*

“A cylindrical game embellished with an enveloping texture.”



# Finishes

# Finiture



**B03**  
Scratched Bronze  
*Bronzo Graffiato Opaco*



**C01**  
Polished Chrome  
*Cromo Lucido*



**L01**  
Polished Brass  
*Ottone Lucido Verniciato*

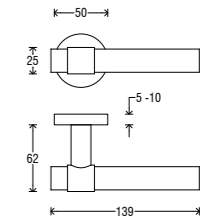


**N52**  
Matt Black  
*Nero Opaco*

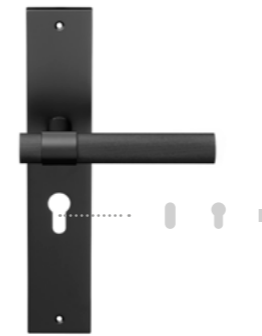
## Handle on round rosette *Maniglia su rosetta tonda*



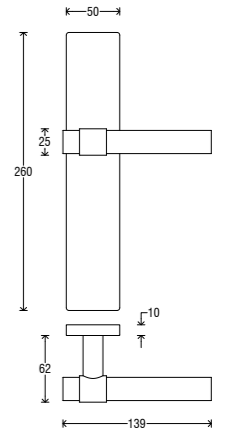
Handle <i>Impugnatura</i>	Rosette <i>Rosetta</i>	Finish <i>Finitura</i>
<b>A334</b>	<b>RFXT0 (Fixa)</b>	<b>B03</b>
	<b>RSXT0 (Slim)</b>	<b>C01</b>
		<b>L01</b>
		<b>N52</b>



## Handle on Asti plate *Maniglia su placca Asti*



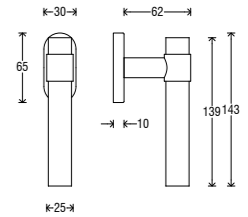
Handle <i>Impugnatura</i>	Plate <i>Placca</i>	Finish <i>Finitura</i>
<b>A334</b>	<b>P06 C</b>	<b>B03</b>
	<b>P06 O</b>	<b>C01</b>
	<b>P06 Y</b>	<b>L01</b>
	<b>P06 W</b>	<b>N52</b>



## DK (Dry Keep) on oval rosette *DK su rosetta ovale*



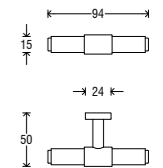
Handle <i>Impugnatura</i>	Rosette <i>Rosetta</i>	Finish <i>Finitura</i>
<b>D334</b>	<b>ROD</b>	<b>B03</b>
		<b>C01</b>
		<b>L01</b>
		<b>N52</b>




## Furniture T-knob *Pomolo per mobile versione T*



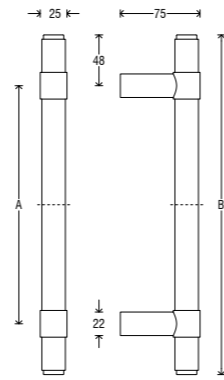
Handle <i>Impugnatura</i>	Finish <i>Finitura</i>
<b>PM08</b>	<b>B03</b>
	<b>C01</b>
	<b>L01</b>
	<b>N52</b>



**Pull handle**  
*Maniglione*



Pull handle <i>Maniglione</i>	+	Finish <i>Finitura</i>
<b>MG55</b>		<b>B03</b>
		<b>C01</b>
		<b>L01</b>
		<b>N52</b>

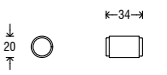


VERSIONS	A (mm)	B (mm)
X0A	445	540
X0B	645	740
X0C	865	960

**Furniture knob**  
*Pomolo per mobile*



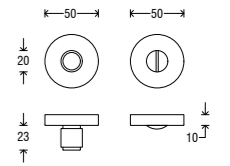
Handle <i>Impugnatura</i>	+	Finish <i>Finitura</i>
<b>PM09</b>		<b>B03</b>
		<b>C01</b>
		<b>L01</b>
		<b>N52</b>




**Turn & release set**  
*Set Nottolino*



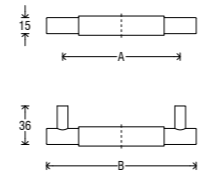
Turn & release <i>Nottolino</i>	+	Rosette <i>Rosetta</i>	+	Finish <i>Finitura</i>
<b>NS34</b>		<b>RFXTO</b>		<b>B03</b>
				<b>C01</b>
				<b>L01</b>
				<b>N52</b>




**Furniture handle**  
*Maniglietta per mobile*



Handle <i>Impugnatura</i>	+	Finish <i>Finitura</i>
<b>E334</b>		<b>B03</b>
		<b>C01</b>
		<b>L01</b>
		<b>N52</b>



VERSIONS	A (mm)	B (mm)
01	128	158
02	160	190
03	192	222
04	224	254
05	320	350
06	500	530
07	700	730



Finishes

Finiture



**B31**  
**Matt White**  
*Bianco Opaco*



**G01**  
**Graphite**  
*Grafite*



**N16**  
**Pearl Nickel**  
*Nichel Perla*

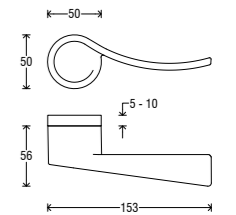


**N52**  
**Matt Black**  
*Nero Opaco*

Handle on round rosette  
*Maniglia su rosetta tonda*



Handle <i>Impugnatura</i>	Rosette <i>Rosetta</i>	Finish <i>Finitura</i>
<b>A496</b>	<b>RFXTO (Fixa)</b>	<b>B31</b>
		<b>G01</b>
		<b>N16</b>
		<b>N52</b>




# Infinity

design by Ciani Billi Design

Infinity covers the rosette with a solid cylinder while the handle slides gracefully with a sinuous movement. Like a note on an original score, on the wings of infinity.

*Come una nota sullo spartito dell'originalità. Infinity copre la rosetta con un cilindro pieno mentre l'impugnatura scorre leggiadra con un movimento sinuoso, sulle ali dell'infinito.*





126

# London

design by Forme

Roundness and angularity alternate in a minimalist style of great conceptual compactness. London has a dynamic sobriety with an inclination that leans towards the eye of the beholder.

*Rotondità e spigolosità si alternano in un look minimalista di grande compattezza concettuale. London ha una sobrietà dinamica con una inclinazione che si spinge verso l'occhio dell'osservatore.*



127

“Evolved minimalism through a clash of roundness and angularity.”

# Finishes

# Finiture



**B31**  
Matt White  
*Bianco Opaco*



**C02**  
Satin Chrome  
*Cromo Satinato*



**G01**  
Graphite  
*Grafite*

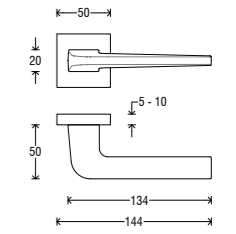


**N52**  
Matt Black  
*Nero Opaco*

## Handle on square rosette *Maniglia su rosetta quadra*



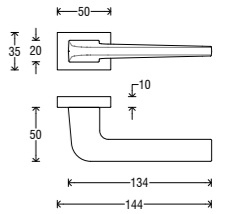
Handle <i>Impugnatura</i>	Rosette <i>Rosetta</i>	Finish <i>Finitura</i>
<b>A512</b>	<b>RFXQ0 (Fixa)</b> <b>RSXQ0 (Slim)</b>	<b>B31</b> <b>C02</b> <b>G01</b> <b>N52</b>



## Handle on Icon rosette *Maniglia su rosetta Icon*



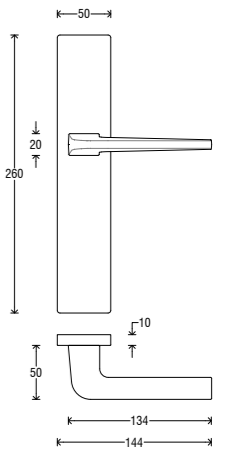
Handle <i>Impugnatura</i>	Rosette <i>Rosetta</i>	Finish <i>Finitura</i>
<b>A512</b>	<b>RIC</b>	<b>B31</b> <b>C02</b> <b>G01</b> <b>N52</b>



## Handle on Asti plate *Maniglia su placca Asti*



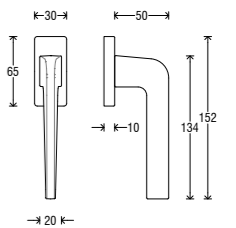
Handle <i>Impugnatura</i>	Plate <i>Placca</i>	Finish <i>Finitura</i>
<b>A512</b>	<b>P06 C</b> <b>P06 O</b> <b>P06 Y</b> <b>P06 W</b>	<b>B31</b> <b>C02</b> <b>G01</b> <b>N52</b>



## DK (Dry Keep) on rectangular rosette *DK su rosetta rettangolare*



Handle <i>Impugnatura</i>	Rosette <i>Rosetta</i>	Finish <i>Finitura</i>
<b>D512</b>	<b>RRD</b>	<b>B31</b> <b>C02</b> <b>G01</b> <b>N52</b>





130

# Leeds

design by Forme

Leeds has a geometric concept where squares and rectangles stylishly alternate. It is a linear figure with the material concentrated on the rosette area for a super compact effect.

*Leeds ha un concept geometrico dove quadrati e rettangoli si alternano con stile. Una figura lineare con il materiale concentrato sulla zona della rosetta per un effetto super compatto.*



131

“Square lines for formal strength with contemporary features.”

# Finishes

# Finiture



**B31**  
Matt White  
*Bianco Opaco*



**C02**  
Satin Chrome  
*Cromo Satinato*

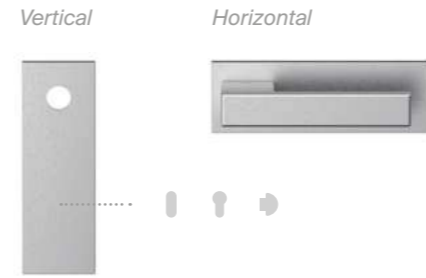


**G01**  
Graphite  
*Grafite*

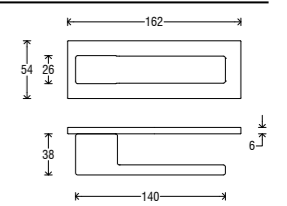


**N52**  
Matt Black  
*Nero Opaco*

## Handle on Short Q plate *Maniglia su placca Short Q*



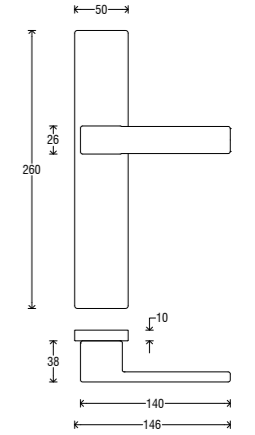
Handle <i>Impugnatura</i>	Rosette <i>Rosetta</i>	Finish <i>Finitura</i>
<b>A514</b>	<b>PSQ</b>	<b>B31</b>
		<b>C02</b>
		<b>G01</b>
		<b>N52</b>



## Handle on Asti plate *Maniglia su placca Asti*



Handle <i>Impugnatura</i>	Plate <i>Placca</i>	Finish <i>Finitura</i>
<b>A514</b>	<b>P06 C</b>	<b>B31</b>
	<b>P06 O</b>	<b>C02</b>
	<b>P06 Y</b>	<b>G01</b>
	<b>P06 W</b>	<b>N52</b>

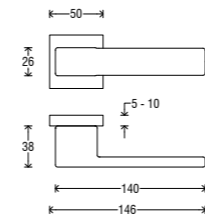


132

## Handle on square rosette *Maniglia su rosetta quadra*



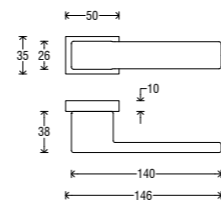
Handle <i>Impugnatura</i>	Rosette <i>Rosetta</i>	Finish <i>Finitura</i>
<b>A514</b>	<b>RFXQ0 (Fixa)</b>	<b>B31</b>
	<b>RSXQ0 (Slim)</b>	<b>C02</b>
		<b>G01</b>
		<b>N52</b>



## Handle on Icon rosette *Maniglia su rosetta Icon*



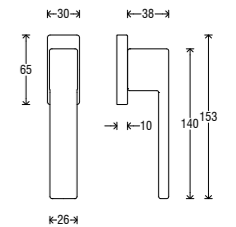
Handle <i>Impugnatura</i>	Rosette <i>Rosetta</i>	Finish <i>Finitura</i>
<b>A514</b>	<b>RIC</b>	<b>B31</b>
		<b>C02</b>
		<b>G01</b>
		<b>N52</b>




## DK (Dry Keep) on rectangular rosette *DK su rosetta rettangolare*



Handle <i>Impugnatura</i>	Rosette <i>Rosetta</i>	Finish <i>Finitura</i>
<b>D514</b>	<b>RRD</b>	<b>B31</b>
		<b>C02</b>
		<b>G01</b>
		<b>N52</b>



133



134

# Penta


design by Ciani Billi Design

For Penta the rosette disappears to create a flat and sinuous surface with a high visual impact. Mitre cuts and jumps allow for maximum functionality.

*In Penta la rosetta scompare per creare una superficie, piatta e sinuosa, ad alto impatto scenografico. Salti e tagli obliqui seguono la massima funzionalità dell'impugnatura.*

“Flat and sinuous, a handle where design is the undisputed protagonist.”

135



# Finishes

# Finiture

ZA



**B11**  
Pearl Bronze  
*Bronzo Perla*



**B31**  
Matt White  
*Bianco Opaco*



**G01**  
Graphite  
*Grafite*

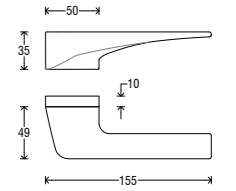


**N52**  
Matt Black  
*Nero Opaco*

## Handle on Icon rosette *Maniglia su rosetta Icon*



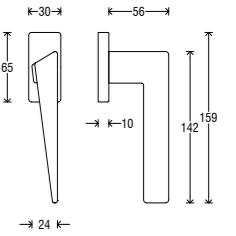
Handle <i>Impugnatura</i>	Rosette <i>Rosetta</i>	Finish <i>Finitura</i>
<b>A281</b>	<b>RIC</b>	<b>B11</b>
		<b>B31</b>
		<b>G01</b>
		<b>N52</b>



## DK (Dry Keep) on rectangular rosette \* *DK su rosetta rettangolare \**




Handle <i>Impugnatura</i>	Rosette <i>Rosetta</i>	Finish <i>Finitura</i>
<b>D215</b>	<b>RRD</b>	<b>B11</b>
		<b>B31</b>
		<b>G01</b>
		<b>N52</b>




★

DK Naxos line suggested in combination.  
*DK linea Naxos suggerita in abbinamento.*



“The rosette disappears  
leaving only the perfection  
of a super compact design.”



# Icon

design by Forme

Solid and super compact, Icon hides the rosette under a rectangular design. A robust body that accentuates the momentum of the handle for a mature design. Suitable for various contexts.

*Solida e super compatta, Icon è la maniglia che nasconde la rosetta sotto un design dal mood rettangolare. Un corpo robusto che accentua lo slancio dell'impugnatura per un design sobrio, adatto a vari contesti.*



**B31**  
Matt White  
*Bianco Opaco*



**C01**  
Polished Chrome  
*Cromo Lucido*



**C02**  
Satin Chrome  
*Cromo Satinato*

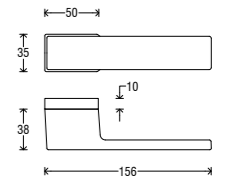


**N52**  
Matt Black  
*Nero Opaco*

Handle on Icon rosette  
*Maniglia su rosetta Icon*



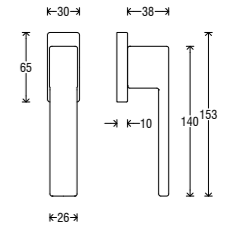
Handle <i>Impugnatura</i>	Rosette <i>Rosetta</i>	Finish <i>Finitura</i>
<b>A295</b>	<b>RIC</b>	<b>B31</b>
		<b>C01</b>
		<b>C02</b>
		<b>N52</b>



DK (Dry Keep) on rectangular rosette \*  
*DK su rosetta rettangolare \**




Handle <i>Impugnatura</i>	Rosette <i>Rosetta</i>	Finish <i>Finitura</i>
<b>D514</b>	<b>RRD</b>	<b>B31</b>
		<b>C01</b>
		<b>C02</b>
		<b>N52</b>



\*  
DK Leeds line suggested in combination.  
*DK linea Leeds suggerita in abbinamento.*






Finishes

Finiture



**B03**  
Scratched Bronze  
*Bronzo Graffiato Opaco*



**C01**  
Polished Chrome  
*Cromo Lucido*



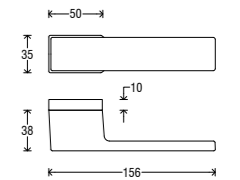
**G01**  
Graphite  
*Grafite*



**P01**  
Gold PVD  
*PVD Oro*

Handle on Icon rosette  
*Maniglia su rosetta Icon*

Handle <i>Impugnatura</i>	Rosette <i>Rosetta</i>	Finish <i>Finitura</i>
<b>A296</b>	<b>RIC</b>	<b>B03</b>
		<b>C01</b>
		<b>G01</b>
		<b>P01</b>




# Icon Groove

design by Forme

Compact and elegant, this version of the Icon model has a texture on the handle that enhances its aesthetic impact. Ideal for giving its environment a retro touch.

*Compatta ed elegante, questa versione del modello Icon presenta una texture sull'impugnatura che ne impreziosisce l'impatto estetico. Ideale per dare all'ambiente un tocco retrò.*



# Icon Special

design by Forme

As with Icon, the rosette disappears to form a single body with the handle. For Icon Special the distinctive element is the insert, available in many different finishes for multiple combinations.

*Come in Icon, la rosetta scompare per creare un corpo unico con l'impugnatura. In Icon Special l'elemento distintivo è l'inserto disponibile in tante finiture diverse per molteplici combinazioni.*

Combinations

Combinazioni

ZA



A297 + C01



A297 + C02



A297 + N16



A297 + N52



A298 + C01



A298 + C02



A298 + N16



A298 + N52



A299 + C01



A299 + C02



A299 + N16



A299 + B31



A300 + C01



A300 + C02



A300 + N16



A300 + N52



A301 + C01



A301 + C02



A301 + N16



A301 + B31



A303 + C01



A303 + G01




A303 + B31



A303 + N52



POLISHED SURFACES  
*SUPERFICI LUCIDE*



A297  
Polished White  
*Bianco Lucido*



A299  
Polished Black  
*Nero Lucido*

WOODS  
*LEGNI*



A298  
Brushed White  
*Bianco Spazzolato*




A300  
Oak  
*Rovere*



A301  
Wengè  
*Wengè*

METALS  
*METALLI*

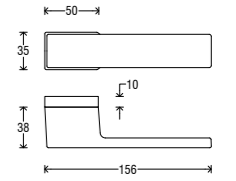


A303  
Gold  
*Oro*

Handle on Icon rosette  
*Maniglia su rosetta Icon*



Handle <i>Impugnatura</i>	Rosette <i>Rosetta</i>	Finish <i>Finitura</i>
A297	RIC	B31
A298		C01
A299		C02
A300		G01
A301		N16
A303		N52





# Eos

design by Forme

A rosette with a round and tapered end conveys the idea of a stretched drop. Eos is a smooth-moving handle that amplifies the tactile sensation of the surface.

*Rosetta tonda e finale affusolato per restituire l'idea di una goccia stirata. Eos è una maniglia dal movimento fluido che amplifica la sensazione tattile dell'impugnatura.*

“All the simplicity  
and beauty of a fluid  
movement.”



# Finishes

# Finiture



**B31**  
Matt White  
*Bianco Opaco*



**C01**  
Polished Chrome  
*Cromo Lucido*



**C02**  
Satin Chrome  
*Cromo Satinato*

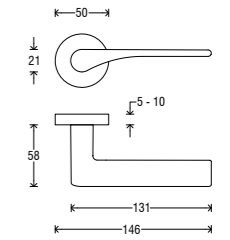


**N52**  
Matt Black  
*Nero Opaco*

## Handle on round rosette *Maniglia su rosetta tonda*



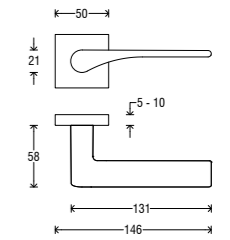
Handle <i>Impugnatura</i>	Rosette <i>Rosetta</i>	Finish <i>Finitura</i>
<b>A294</b>	<b>RFXTO (Fixa)</b>	<b>B31</b>
	<b>RSXTO (Slim)</b>	<b>C01</b>
		<b>C02</b>
		<b>N52</b>




## Handle on square rosette *Maniglia su rosetta quadra*



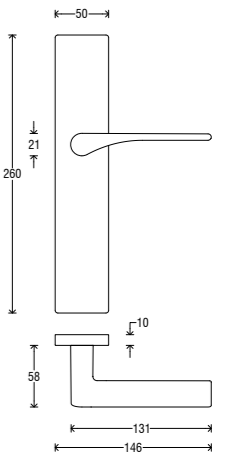
Handle <i>Impugnatura</i>	Rosette <i>Rosetta</i>	Finish <i>Finitura</i>
<b>A294</b>	<b>RFXQ0 (Fixa)</b>	<b>B31</b>
	<b>RSXQ0 (Slim)</b>	<b>C01</b>
		<b>C02</b>
		<b>N52</b>



## Handle on Asti plate *Maniglia su placca Asti*



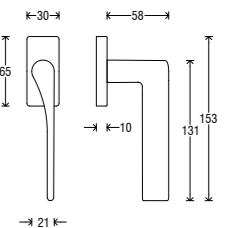
Handle <i>Impugnatura</i>	Plate <i>Placca</i>	Finish <i>Finitura</i>
<b>A294</b>	<b>P06 C</b>	<b>B31</b>
	<b>P06 O</b>	<b>C01</b>
	<b>P06 Y</b>	<b>C02</b>
	<b>P06 W</b>	<b>N52</b>



## DK (Dry Keep) on rectangular rosette *DK su rosetta rettangolare*



Handle <i>Impugnatura</i>	Rosette <i>Rosetta</i>	Finish <i>Finitura</i>
<b>D294</b>	<b>RRD</b>	<b>B31</b>
		<b>C01</b>
		<b>C02</b>
		<b>N52</b>





152


# Elle

design by Forme

Faithful to her name, Elle draws a letter L through a perfectly round design. 360 degree circular rosette.

*Fedele al suo naming, Elle disegna una lettera "L" nello spazio attraverso una perfetta sezione tonda. Rotondità a 360 gradi anche grazie alla rosetta circolare.*

“A letter L moves through a design dedicated to circularity.”



# Finishes

# Finiture



**B31**  
Matt White  
*Bianco Opaco*



**C01**  
Polished Chrome  
*Cromo Lucido*

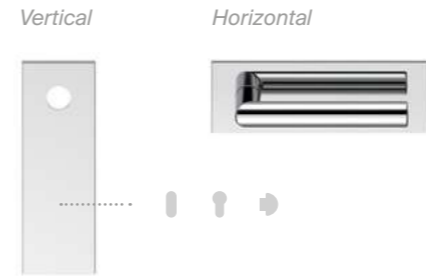


**C02**  
Satin Chrome  
*Cromo Satinato*

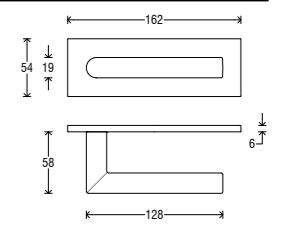


**N52**  
Matt Black  
*Nero Opaco*

## Handle on Short Q plate *Maniglia su placca Short Q*



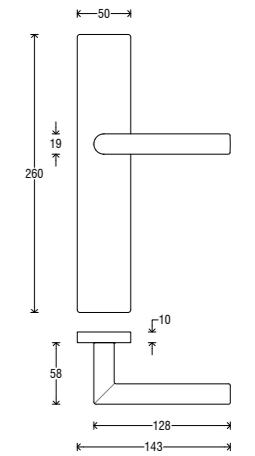
Handle <i>Impugnatura</i>	Rosette <i>Rosetta</i>	Finish <i>Finitura</i>
A236	PSQ	B31
		C01
		C02
		N52



## Handle on Asti plate *Maniglia su placca Asti*



Handle <i>Impugnatura</i>	Plate <i>Placca</i>	Finish <i>Finitura</i>
A236	P06 C	B31
	P06 O	C01
	P06 Y	C02
	P06 W	N52

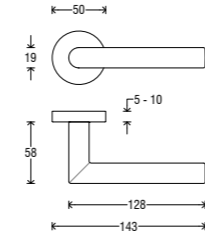


154

## Handle on round rosette *Maniglia su rosetta tonda*



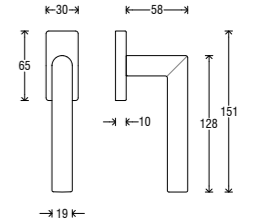
Handle <i>Impugnatura</i>	Rosette <i>Rosetta</i>	Finish <i>Finitura</i>
A236	RFXTO (Fixa)	B31
	RSXTO (Slim)	C01
		C02
		N52



## DK (Dry Keep) on rectangular rosette *DK su rosetta rettangolare*



Handle <i>Impugnatura</i>	Rosette <i>Rosetta</i>	Finish <i>Finitura</i>
D236	RRD	B31
		C01
		C02
		N52

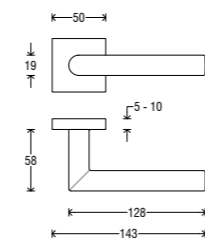


155

## Handle on square rosette *Maniglia su rosetta quadra*



Handle <i>Impugnatura</i>	Rosette <i>Rosetta</i>	Finish <i>Finitura</i>
A236	RFXQ0 (Fixa)	B31
	RSXQ0 (Slim)	C01
		C02
		N52





156

# Sky

design by Śliwińska - Kęska

Sky has a rounded front which increases ergonomic comfort. The handle's signature is a soft, round, stylistic shape, bringing comfort to both the hand and the eye.

*Sky ha una bombatura frontale che aumenta il comfort ergonomico. Forme morbide e rotonde come cifra stilistica di una maniglia che avvolge la mano e conquista lo sguardo.*



157

“A soft, round style for a highly inspirational design.”



# Finishes

# Finiture



**C02**  
Satin Chrome  
*Cromo Satinato*



**N16**  
Pearl Nickel  
*Nichel Perla*



**N52**  
Matt Black  
*Nero Opaco*

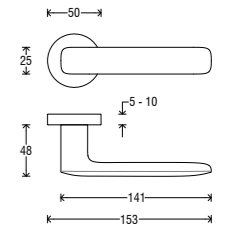


**S02**  
Brassed Satin Matt  
*Ottonato Satinato Opaco*

## Handle on round rosette *Maniglia su rosetta tonda*



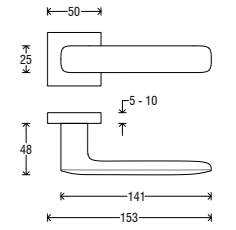
Handle <i>Impugnatura</i>	Rosette <i>Rosetta</i>	Finish <i>Finitura</i>
<b>A490</b>	<b>RFXTO (Fixa)</b>	<b>C02</b>
	<b>RSXTO (Slim)</b>	<b>N16</b>
		<b>N52</b>
		<b>S02</b>




## Handle on square rosette *Maniglia su rosetta quadra*



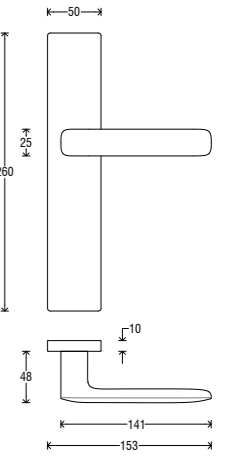
Handle <i>Impugnatura</i>	Rosette <i>Rosetta</i>	Finish <i>Finitura</i>
<b>A490</b>	<b>RFXQ0 (Fixa)</b>	<b>C02</b>
	<b>RSXQ0 (Slim)</b>	<b>N16</b>
		<b>N52</b>
		<b>S02</b>



## Handle on Asti plate *Maniglia su placca Asti*



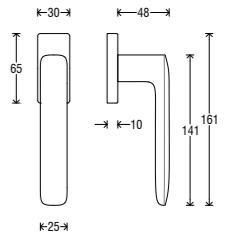
Handle <i>Impugnatura</i>	Plate <i>Placca</i>	Finish <i>Finitura</i>
<b>A490</b>	<b>P06 C</b>	<b>C02</b>
	<b>P06 O</b>	<b>N16</b>
	<b>P06 Y</b>	<b>N52</b>
	<b>P06 W</b>	<b>S02</b>



## DK (Dry Keep) on rectangular rosette *DK su rosetta rettangolare*




Handle <i>Impugnatura</i>	Rosette <i>Rosetta</i>	Finish <i>Finitura</i>
<b>D490</b>	<b>RRD</b>	<b>C02</b>
		<b>N16</b>
		<b>N52</b>
		<b>S02</b>





“The spirit of a hand that opens the door of functionality.”



# Time

design by Forme

As the hand of a clock marks the time, this handle marks a certain elegance within its surroundings. For Time, different geometries meet in a single form.

*Come la lancetta di un orologio, la maniglia scandisce l'ora di una funzionalità che vuole raccontare un'emozione. In Time, geometrie diverse si incontrano in una forma unica.*

# Finishes

# Finiture



**C01**  
Polished Chrome  
*Cromo Lucido*



**C02**  
Satin Chrome  
*Cromo Satinato*

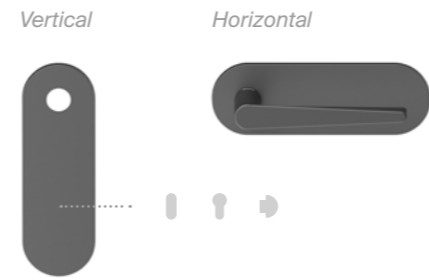


**G01**  
Graphite  
*Grafite*

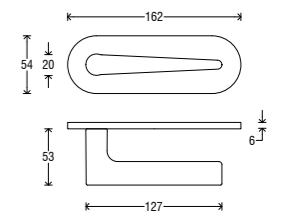


**N16**  
Pearl Nickel  
*Nichel Perla*

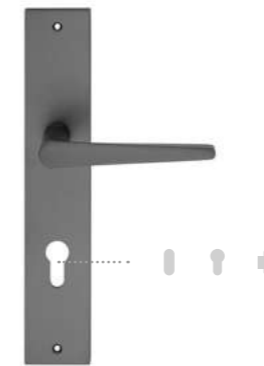
## Handle on Short T plate *Maniglia su placca Short T*



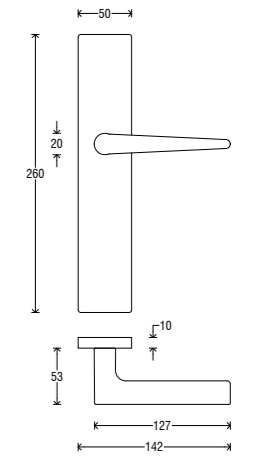
Handle <i>Impugnatura</i>	Rosette <i>Rosetta</i>	Finish <i>Finitura</i>
<b>A240</b>	<b>PST</b>	<b>C01</b>
		<b>C02</b>
		<b>G01</b>
		<b>N16</b>



## Handle on Asti plate *Maniglia su placca Asti*



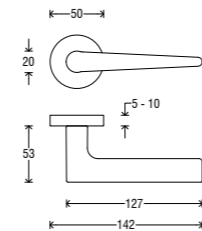
Handle <i>Impugnatura</i>	Plate <i>Placca</i>	Finish <i>Finitura</i>
<b>A240</b>	<b>P06 C</b>	<b>C01</b>
	<b>P06 O</b>	<b>C02</b>
	<b>P06 Y</b>	<b>G01</b>
	<b>P06 W</b>	<b>N16</b>



## Handle on round rosette *Maniglia su rosetta tonda*



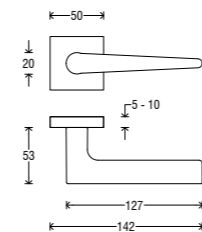
Handle <i>Impugnatura</i>	Rosette <i>Rosetta</i>	Finish <i>Finitura</i>
<b>A240</b>	<b>RFXTO (Fixa)</b>	<b>C01</b>
	<b>RSXTO (Slim)</b>	<b>C02</b>
		<b>G01</b>
		<b>N16</b>



## Handle on square rosette *Maniglia su rosetta quadra*



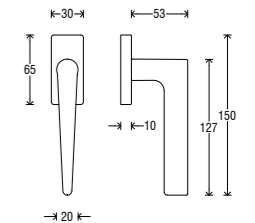
Handle <i>Impugnatura</i>	Rosette <i>Rosetta</i>	Finish <i>Finitura</i>
<b>A240</b>	<b>RFXQ0 (Fixa)</b>	<b>C01</b>
	<b>RSXQ0 (Slim)</b>	<b>C02</b>
		<b>G01</b>
		<b>N16</b>



## DK (Dry Keep) on rectangular rosette *DK su rosetta rettangolare*



Handle <i>Impugnatura</i>	Rosette <i>Rosetta</i>	Finish <i>Finitura</i>
<b>D240</b>	<b>RRD</b>	<b>C01</b>
		<b>C02</b>
		<b>G01</b>
		<b>N16</b>





“Inviting plasticity  
that makes a clear  
impression.”



# Moon

design by Śliwińska - Kęska

Sinuous, inviting, plastic shapes follow one another to make a clear, striking impression. Moon is a high-class construction handle with an organic horizontal handle.

*Forme sinuose, avvolgenti, plastiche, si succedono nello spazio per stupire e lasciare il segno. Moon è una maniglia di alta classe costruttiva con una impugnatura orizzontale organica.*

Finishes

Finiture



C01  
Polished Chrome  
*Cromo Lucido*



N16  
Pearl Nickel  
*Nichel Perla*



N29  
Rose Nickel  
*Nichel Rosa*

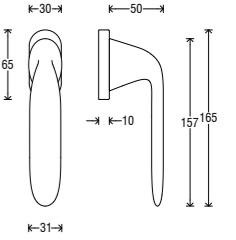


N52  
Matt Black  
*Nero Opaco*

DK (Dry Keep) on oval rosette  
*DK su rosetta ovale*



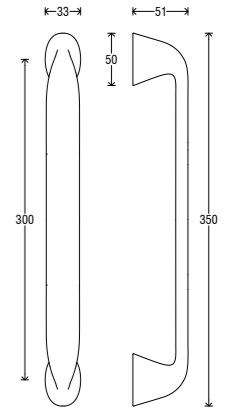
Handle <i>Impugnatura</i>	Rosette <i>Rosetta</i>	Finish <i>Finitura</i>
D493	ROD	C01
		N16
		N29
		N52



Pull handle  
*Maniglione*



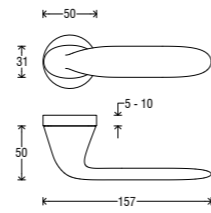
Pull handle <i>Maniglione</i>	Finish <i>Finitura</i>
MG74	C01
	N16
	N29
	N52



Handle on round rosette  
*Maniglia su rosetta tonda*



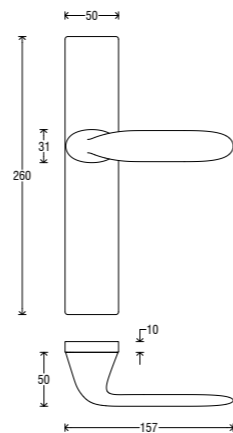
Handle <i>Impugnatura</i>	Rosette <i>Rosetta</i>	Finish <i>Finitura</i>
A493	RFXTO (Fixa)	C01
	RSXTO (Slim)	N16
		N29
		N52



Handle on Asti plate  
*Maniglia su placca Asti*



Handle <i>Impugnatura</i>	Plate <i>Placca</i>	Finish <i>Finitura</i>
A493	P06 C	C01
	P06 O	N16
	P06 Y	N29
	P06 W	N52





# Galaxy

design by Śliwińska - Kęska

An organic shape conquers the scene with a three-dimensional layout made up of solids, voids, and powerful flat lines as seen in the final handle. Galaxy expresses the idea of continuous movement.

*Un fluido organico conquista la scena con un layout tridimensionale fatto di pieni, vuoti, linee voluminose e piatte come l'impugnatura finale. Galaxy è l'espressione di un continuo movimento.*



“A fluid and organic shape expressing continuous movement.”



# Finishes

# Finiture



**C01**  
Polished Chrome  
*Cromo Lucido*



**C02**  
Satin Chrome  
*Cromo Satinato*



**N16**  
Pearl Nickel  
*Nichel Perla*

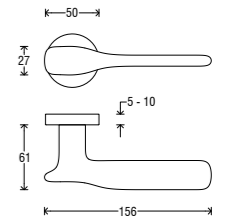


**N52**  
Matt Black  
*Nero Opaco*

## Handle on round rosette *Maniglia su rosetta tonda*



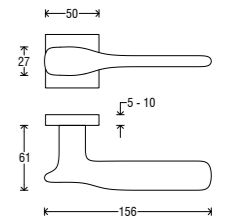
Handle <i>Impugnatura</i>	Rosette <i>Rosetta</i>	Finish <i>Finitura</i>
<b>A495</b>	<b>RFXTO (Fixa)</b>	<b>C01</b>
	<b>RSXTO (Slim)</b>	<b>C02</b>
		<b>N16</b>
		<b>N52</b>



## Handle on square rosette *Maniglia su rosetta quadra*



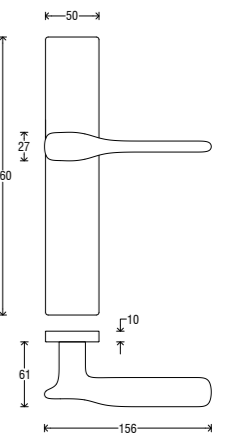
Handle <i>Impugnatura</i>	Rosette <i>Rosetta</i>	Finish <i>Finitura</i>
<b>A495</b>	<b>RFXQ0 (Fixa)</b>	<b>C01</b>
	<b>RSXQ0 (Slim)</b>	<b>C02</b>
		<b>N16</b>
		<b>N52</b>



## Handle on Asti plate *Maniglia su placca Asti*



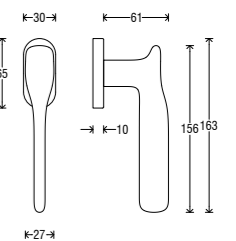
Handle <i>Impugnatura</i>	Plate <i>Placca</i>	Finish <i>Finitura</i>
<b>A495</b>	<b>P06 C</b>	<b>C01</b>
	<b>P06 O</b>	<b>C02</b>
	<b>P06 Y</b>	<b>N16</b>
	<b>P06 W</b>	<b>N52</b>



## DK (Dry Keep) on oval rosette *DK su rosetta ovale*



Handle <i>Impugnatura</i>	Rosette <i>Rosetta</i>	Finish <i>Finitura</i>
<b>D495</b>	<b>ROD</b>	<b>C01</b>
		<b>C02</b>
		<b>N16</b>
		<b>N52</b>





172

# Sun

design by Śliwińska - Kęska

Sun is the epitome of a crisp, clean, formal design. Round enveloping lines with a flat and horizontal handle, it is a handle of great aesthetic simplicity.

*In Sun la pulizia formale trova la sua massima sublimazione.  
Un oggetto dalle linee rotonde e avvolgenti, con una impugnatura  
piatta e orizzontale di grande semplicità estetica.*



173

“Aesthetic simplicity  
and an unquestionable,  
crisp formality.”



# Finishes

# Finiture



**C01**  
Polished Chrome  
*Cromo Lucido*



**C02**  
Satin Chrome  
*Cromo Satinato*



**N16**  
Pearl Nickel  
*Nichel Perla*

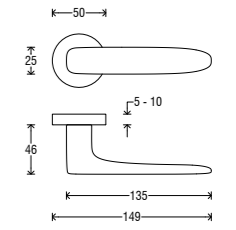


**N52**  
Matt Black  
*Nero Opaco*

## Handle on round rosette *Maniglia su rosetta tonda*



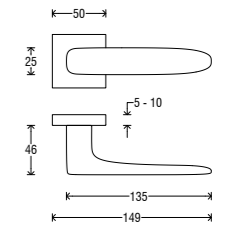
Handle <i>Impugnatura</i>	Rosette <i>Rosetta</i>	Finish <i>Finitura</i>
<b>A491</b>	<b>RFXTO (Fixa)</b>	<b>C01</b>
	<b>RSXTO (Slim)</b>	<b>C02</b>
		<b>N16</b>
		<b>N52</b>



## Handle on square rosette *Maniglia su rosetta quadra*



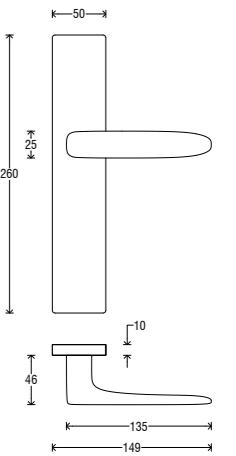
Handle <i>Impugnatura</i>	Rosette <i>Rosetta</i>	Finish <i>Finitura</i>
<b>A491</b>	<b>RFXQ0 (Fixa)</b>	<b>C01</b>
	<b>RSXQ0 (Slim)</b>	<b>C02</b>
		<b>N16</b>
		<b>N52</b>



## Handle on Asti plate *Maniglia su placca Asti*



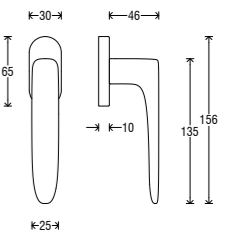
Handle <i>Impugnatura</i>	Plate <i>Placca</i>	Finish <i>Finitura</i>
<b>A491</b>	<b>P06 C</b>	<b>C01</b>
	<b>P06 O</b>	<b>C02</b>
	<b>P06 Y</b>	<b>N16</b>
	<b>P06 W</b>	<b>N52</b>



## DK (Dry Keep) on oval rosette *DK su rosetta ovale*



Handle <i>Impugnatura</i>	Rosette <i>Rosetta</i>	Finish <i>Finitura</i>
<b>D4941</b>	<b>ROD</b>	<b>C01</b>
		<b>C02</b>
		<b>N16</b>
		<b>N52</b>





176

# Antares

design by Ciani Billi Design

An architecturally inspired handle that offers a hint of futuristic design. Antares has the sinuous dynamism of a handle designed to be talked about.

*Una forma quasi architettonica si muove nello spazio rimandando all'idea di un design futuristico. Antares è il dinamismo sinuoso di una maniglia nata per far parlare di sé.*

“A handle flowing directly into the future.”

177



# Finishes

# Finiture



**C01**  
Polished Chrome  
*Cromo Lucido*



**C06**  
Pearl Chrome  
*Cromo Perla*



**G01**  
Graphite  
*Grafite*

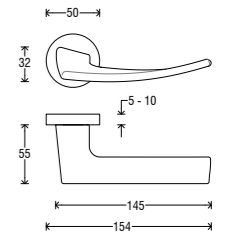


**N02**  
Satin Nickel  
*Nichel Satinato*

## Handle on round rosette *Maniglia su rosetta tonda*



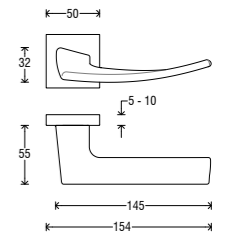
Handle <i>Impugnatura</i>	Rosette <i>Rosetta</i>	Finish <i>Finitura</i>
<b>A218</b>	<b>RFXTO (Fixa)</b>	<b>C01</b>
	<b>RSXTO (Slim)</b>	<b>C06</b>
		<b>G01</b>
		<b>N02</b>



## Handle on square rosette *Maniglia su rosetta quadra*



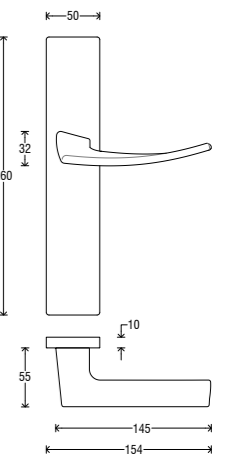
Handle <i>Impugnatura</i>	Rosette <i>Rosetta</i>	Finish <i>Finitura</i>
<b>A218</b>	<b>RFXQ0 (Fixa)</b>	<b>C01</b>
	<b>RSXQ0 (Slim)</b>	<b>C06</b>
		<b>G01</b>
		<b>N02</b>



## Handle on Asti plate *Maniglia su placca Asti*



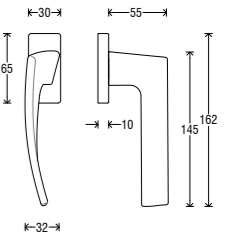
Handle <i>Impugnatura</i>	Plate <i>Placca</i>	Finish <i>Finitura</i>
<b>A218</b>	<b>P06 C</b>	<b>C01</b>
	<b>P06 O</b>	<b>C06</b>
	<b>P06 Y</b>	<b>G01</b>
	<b>P06 W</b>	<b>N02</b>




## DK (Dry Keep) on rectangular rosette *DK su rosetta rettangolare*



Handle <i>Impugnatura</i>	Rosette <i>Rosetta</i>	Finish <i>Finitura</i>
<b>D218</b>	<b>RRD</b>	<b>C01</b>
		<b>C06</b>
		<b>G01</b>
		<b>N02</b>





“An inclined plane  
that won’t fail to  
catch the eye.”



# Venus

design by Ciani Billi Design

An inclined rectangular block rises from its square rosette, looking up towards the observer as if to declare its presence. Venus leaps into a new dimension.

*Dalla rosetta quadrata si eleva un blocco rettangolare inclinato che guarda in alto verso l'osservatore come a comunicargli la sua presenza. Venus è un salto verso una nuova dimensione.*

# Finishes


# Finiture



**C02**  
Satin Chrome  
*Cromo Satinato*



**C06**  
Pearl Chrome  
*Cromo Perla*



**N02**  
Satin Nickel  
*Nichel Satinato*

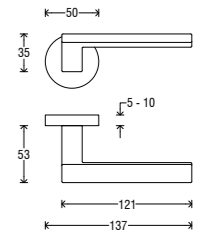


**N52**  
Matt Black  
*Nero Opaco*

## Handle on round rosette *Maniglia su rosetta tonda*



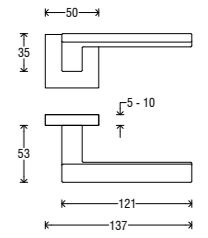
Handle <i>Impugnatura</i>	Rosette <i>Rosetta</i>	Finish <i>Finitura</i>
A216	RFXTO (Fixa) RSXTO (Slim)	C02 C06 N02 N52




## Handle on square rosette *Maniglia su rosetta quadra*



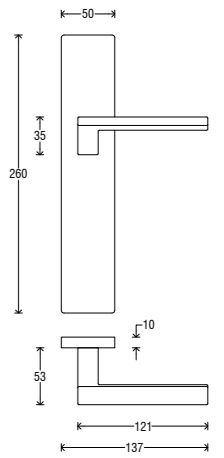
Handle <i>Impugnatura</i>	Rosette <i>Rosetta</i>	Finish <i>Finitura</i>
A216	RFXQ0 (Fixa) RSXQ0 (Slim)	C02 C06 N02 N52



## Handle on Asti plate *Maniglia su placca Asti*



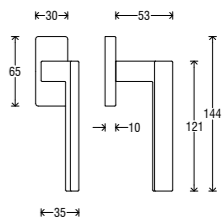
Handle <i>Impugnatura</i>	Plate <i>Placca</i>	Finish <i>Finitura</i>
A216	P06 C P06 O P06 Y P06 W	C02 C06 N02 N52



## DK (Dry Keep) on rectangular rosette *DK su rosetta rettangolare*



Handle <i>Impugnatura</i>	Rosette <i>Rosetta</i>	Finish <i>Finitura</i>
D216	RRD	C02 C06 N02 N52





184

# Naxos

design by Ciani Billi Design

A handle of pure design, with light and angled lines and a flat body. Contemporary and unique, Naxos gives its environment an ethereal charm.

*Geometrie contemporanee ci regalano una maniglia di puro design con linee leggere e angolate in un corpo piatto. Naxos è l'innovazione che si è fatta forma per un ambiente dal fascino etereo.*

“A flat body of angled lines with a contemporary look.”



185

# Finishes

# Finiture



**C02**  
Satin Chrome  
*Cromo Satinato*



**G01**  
Graphite  
*Grafite*



**N52**  
Matt Black  
*Nero Opaco*

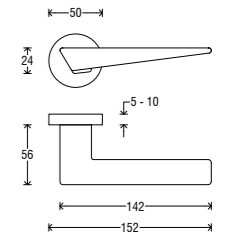


**S02**  
Brassed Satin Matt  
*Ottonato Satinato Opaco*

## Handle on round rosette *Maniglia su rosetta tonda*



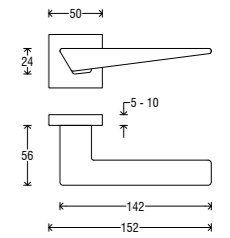
Handle <i>Impugnatura</i>	Rosette <i>Rosetta</i>	Finish <i>Finitura</i>
A215	RFXTO (Fixa) RSXTO (Slim)	C02 G01 N52 S02



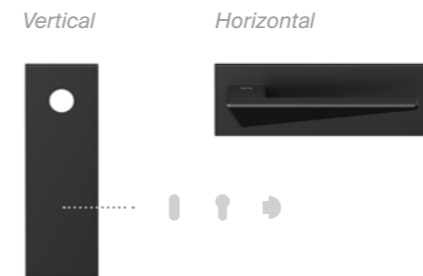
## Handle on square rosette *Maniglia su rosetta quadra*



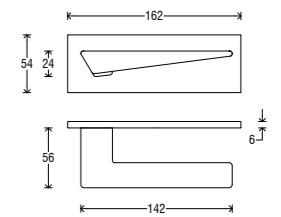
Handle <i>Impugnatura</i>	Rosette <i>Rosetta</i>	Finish <i>Finitura</i>
A215	RFXQ0 (Fixa) RSXQ0 (Slim)	C02 G01 N52 S02



## Handle on Short Q plate *Maniglia su placca Short Q*



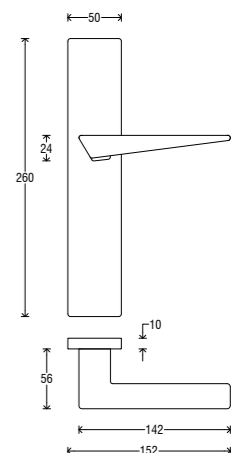
Handle <i>Impugnatura</i>	Rosette <i>Rosetta</i>	Finish <i>Finitura</i>
A215	PSQ	C02 G01 N52 S02



## Handle on Asti plate *Maniglia su placca Asti*



Handle <i>Impugnatura</i>	Plate <i>Placca</i>	Finish <i>Finitura</i>
A215	P06 C P06 O P06 Y P06 W	C02 G01 N52 S02

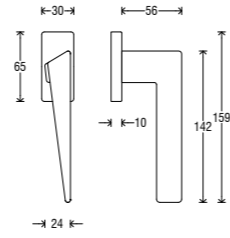


DK (Dry Keep) on rectangular rosette

DK su rosetta rettangolare



Handle <i>Impugnatura</i>	Rosette <i>Rosetta</i>	Finish <i>Finitura</i>
D215	RRD	C02
		G01
		N52
		S02

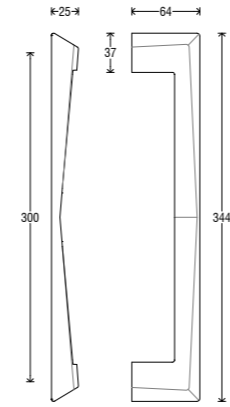


Pull handle

Maniglione



Pull handle <i>Maniglione</i>	Finish <i>Finitura</i>
MG75	C02
	G01
	N52
	S02








190

# Artemide

design by Ciani Billi Design

Reminiscent of an hourglass's silhouette, Artemide brings together two symmetrical arches to give a striking visual impact. Vintage lines and references with an unmistakably innovative style.

*Dall'impugnatura che ricorda la silhouette di una clessidra, Artemide disegna nello spazio due archi simmetrici ad alto impatto evocativo. Linee e rimandi vintage in un mood ultra innovativo.*



191

“Symmetrical elegance,  
aesthetic perfection.”

# Finishes

# Finiture

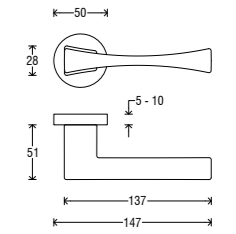


- B11**  
 Pearl Bronze  
*Bronzo Perla*
- C02**  
 Satin Chrome  
*Cromo Satinato*
- N16**  
 Pearl Nickel  
*Nichel Perla*
- N52**  
 Matt Black  
*Nero Opaco*

## Handle on round rosette *Maniglia su rosetta tonda*



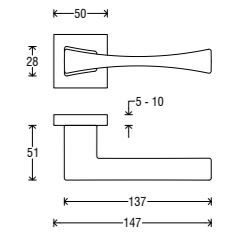
Handle <i>Impugnatura</i>	Rosette <i>Rosetta</i>	Finish <i>Finitura</i>
A213	RFXTO (Fixa) RSXTO (Slim)	B11 C02 N16 N52



## Handle on square rosette *Maniglia su rosetta quadra*



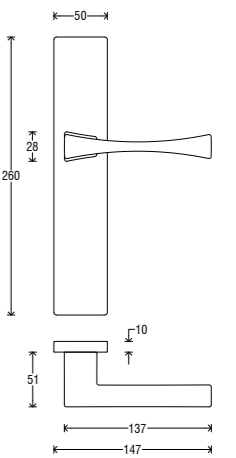
Handle <i>Impugnatura</i>	Rosette <i>Rosetta</i>	Finish <i>Finitura</i>
A213	RFXQO (Fixa) RSXQO (Slim)	B11 C02 N16 N52



## Handle on Asti plate *Maniglia su placca Asti*



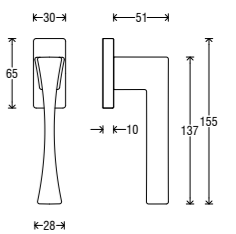
Handle <i>Impugnatura</i>	Plate <i>Placca</i>	Finish <i>Finitura</i>
A213	P06 C P06 O P06 Y P06 W	B11 C02 N16 N52



## DK (Dry Keep) on rectangular rosette *DK su rosetta rettangolare*



Handle <i>Impugnatura</i>	Rosette <i>Rosetta</i>	Finish <i>Finitura</i>
D213	RRD	B11 C02 N16 N52





194


# Elettra

design by Ciani Billi Design

From the square rosette a sinuous sculpture slopes gently downwards. Elettra is ergonomics and design, united in a synergy of form and substance.

*Dalla rosetta quadrata si staglia una scultura sinuosa che declina dolcemente verso il basso. Elettra è ergonomia e design, uniti in una sinergia di forma e sostanza.*

“A gentle descent  
towards infinity.”



195

# Finishes

# Finiture



**C02**  
Satin Chrome  
*Cromo Satinato*



**G01**  
Graphite  
*Grafite*



**N02**  
Satin Nickel  
*Nichel Satinato*

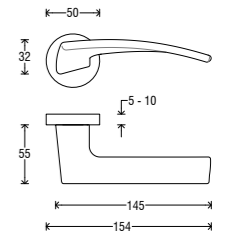


**N52**  
Matt Black  
*Nero Opaco*

## Handle on round rosette *Maniglia su rosetta tonda*



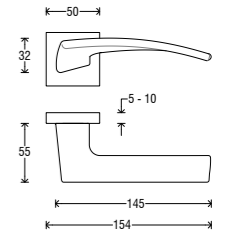
Handle <i>Impugnatura</i>	Rosette <i>Rosetta</i>	Finish <i>Finitura</i>
<b>A219</b>	<b>RFXTO (Fixa)</b>	<b>C02</b>
	<b>RSXTO (Slim)</b>	<b>G01</b>
		<b>N02</b>
		<b>N52</b>



## Handle on square rosette *Maniglia su rosetta quadra*



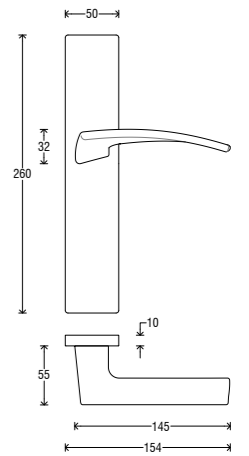
Handle <i>Impugnatura</i>	Rosette <i>Rosetta</i>	Finish <i>Finitura</i>
<b>A219</b>	<b>RFXQ0 (Fixa)</b>	<b>C02</b>
	<b>RSXQ0 (Slim)</b>	<b>G01</b>
		<b>N02</b>
		<b>N52</b>



## Handle on Asti plate *Maniglia su placca Asti*



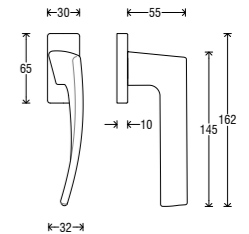
Handle <i>Impugnatura</i>	Plate <i>Placca</i>	Finish <i>Finitura</i>
<b>A219</b>	<b>P06 C</b>	<b>C02</b>
	<b>P06 O</b>	<b>G01</b>
	<b>P06 Y</b>	<b>N02</b>
	<b>P06 W</b>	<b>N52</b>




## DK (Dry Keep) on rectangular rosette *DK su rosetta rettangolare*



Handle <i>Impugnatura</i>	Rosette <i>Rosetta</i>	Finish <i>Finitura</i>
<b>D219</b>	<b>RRD</b>	<b>C02</b>
		<b>G01</b>
		<b>N02</b>
		<b>N52</b>





# Solis

design by Forme

Solis is new-generation simplicity. The round shape of the cylinder transforms into a flat rectangular body with soft corners, while maintaining a consistency of circularity.

*Solis è sobrietà di nuova generazione. La forma rotonda del cilindro che si trasforma in un corpo piatto rettangolare dagli angoli morbidi mantenendo una coerenza di circolarità.*



“The linear idea  
of a circular  
transformation.”



# Finishes

# Finiture



**C01**  
Polished Chrome  
*Cromo Lucido*



**C02**  
Satin Chrome  
*Cromo Satinato*

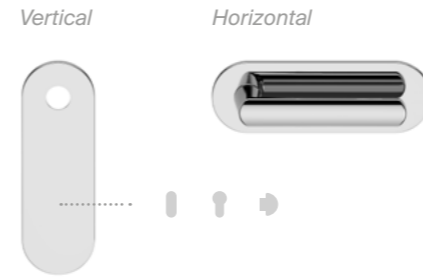


**G01**  
Graphite  
*Grafite*

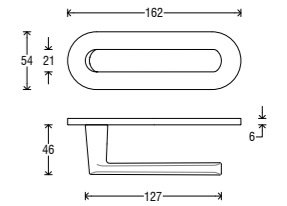


**S02**  
Brass Satin Matt  
*Ottonato Satinato Opaco*

## Handle on Short T plate *Maniglia su placca Short T*



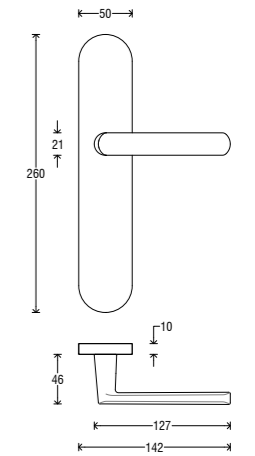
Handle <i>Impugnatura</i>	Rosette <i>Rosetta</i>	Finish <i>Finitura</i>
A212	PST	C01
		C02
		G01
		S02



## Handle on Goccia plate *Maniglia su placca Goccia*



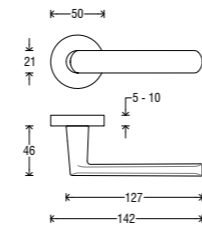
Handle <i>Impugnatura</i>	Plate <i>Placca</i>	Finish <i>Finitura</i>
A212	P28 C	C01
	P28 O	C02
	P28 Y	G01
	P28 W	S02



## Handle on round rosette *Maniglia su rosetta tonda*



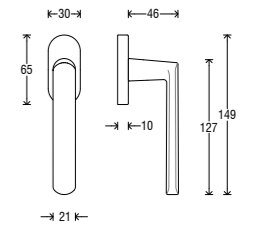
Handle <i>Impugnatura</i>	Rosette <i>Rosetta</i>	Finish <i>Finitura</i>
A212	RFXTO (Fixa)	C01
	RSXTO (Slim)	C02
		G01
		S02



## DK (Dry Keep) on oval rosette *DK su rosetta ovale*



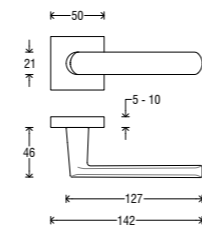
Handle <i>Impugnatura</i>	Rosette <i>Rosetta</i>	Finish <i>Finitura</i>
D212	ROD	C01
		C02
		G01
		S02



## Handle on square rosette *Maniglia su rosetta quadra*



Handle <i>Impugnatura</i>	Rosette <i>Rosetta</i>	Finish <i>Finitura</i>
A212	RFXQ0 (Fixa)	C01
	RSXQ0 (Slim)	C02
		G01
		S02





202

# Milly

design by Forme

The sturdy, circular neck extends into a slim handle with sharp edges. Milly is the evolution of the cylinder in a rectangle design - a unique vision with striking results.

*Il collo robusto, circolare e potente si prolunga in una impugnatura snella che definisce degli spigoli netti. Milly è l'evoluzione del cilindro in rettangolo, in una visione unica di iconica perfezione.*



203

“Cylindrical to the rectangular in one single design.”

# Finishes

# Finiture



**B31**  
Matt White  
*Bianco Opaco*



**C01**  
Polished Chrome  
*Cromo Lucido*



**G01**  
Graphite  
*Grafite*

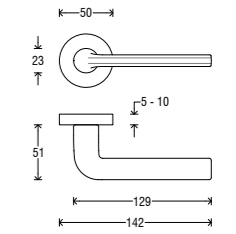


**N16**  
Pearl Nickel  
*Nichel Perla*

## Handle on round rosette *Maniglia su rosetta tonda*



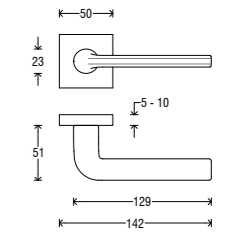
Handle <i>Impugnatura</i>	Rosette <i>Rosetta</i>	Finish <i>Finitura</i>
<b>A133</b>	<b>RFXTO (Fixa)</b>	<b>B31</b>
	<b>RSXTO (Slim)</b>	<b>C01</b>
		<b>G01</b>
		<b>N16</b>



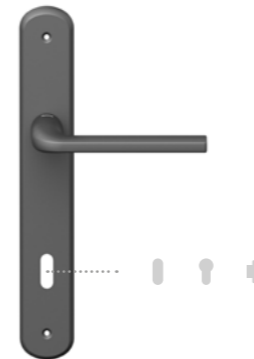
## Handle on square rosette *Maniglia su rosetta quadra*



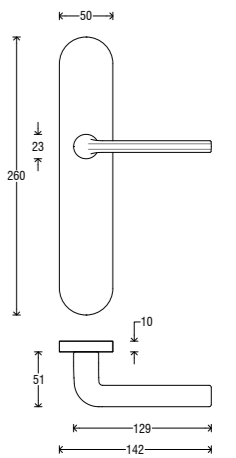
Handle <i>Impugnatura</i>	Rosette <i>Rosetta</i>	Finish <i>Finitura</i>
<b>A133</b>	<b>RFXQ0 (Fixa)</b>	<b>B31</b>
	<b>RSXQ0 (Slim)</b>	<b>C01</b>
		<b>G01</b>
		<b>N16</b>



## Handle on Goccia plate *Maniglia su placca Goccia*



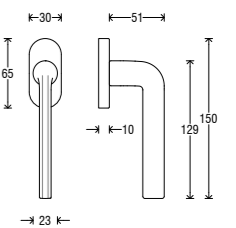
Handle <i>Impugnatura</i>	Plate <i>Placca</i>	Finish <i>Finitura</i>
<b>A133</b>	<b>P28 C</b>	<b>B31</b>
	<b>P28 O</b>	<b>C01</b>
	<b>P28 Y</b>	<b>G01</b>
	<b>P28 W</b>	<b>N16</b>




## DK (Dry Keep) on oval rosette *DK su rosetta ovale*




Handle <i>Impugnatura</i>	Rosette <i>Rosetta</i>	Finish <i>Finitura</i>
<b>D133</b>	<b>ROD</b>	<b>B31</b>
		<b>C01</b>
		<b>G01</b>
		<b>N16</b>







“Elegance and style  
gliding through empty  
space.”



# Diana

design by Forme

Enveloping lines stand out in a sinuous body that reflects light. It gives the idea of glittering exclusivity - the crest of a dune that appears on the horizon.

*Linee avvolgenti si stagliano in un corpo sinuoso che riflette la luce e un'idea di esclusività. Diana è come la cresta di una duna che appare all'orizzonte.*

Finishes

Finiture



C01  
Polished Chrome  
*Cromo Lucido*



N02  
Satin Nickel  
*Nichel Satinato*



N52  
Matt Black  
*Nero Opaco*

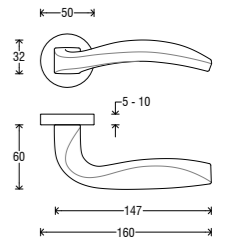


S02  
Brassed Satin Matt  
*Ottonato Satinato Opaco*

Handle on round rosette  
*Maniglia su rosetta tonda*



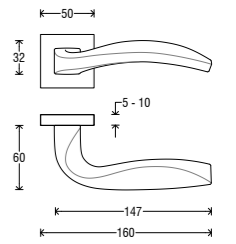
Handle <i>Impugnatura</i>	Rosette <i>Rosetta</i>	Finish <i>Finitura</i>
A177	RFXTO (Fixa) RSXTO (Slim)	C01 N02 N52 S02



Handle on square rosette  
*Maniglia su rosetta quadra*



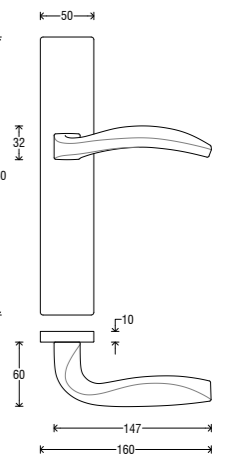
Handle <i>Impugnatura</i>	Rosette <i>Rosetta</i>	Finish <i>Finitura</i>
A177	RFXQ0 (Fixa) RSXQ0 (Slim)	C01 N02 N52 S02



Handle on Asti plate  
*Maniglia su placca Asti*



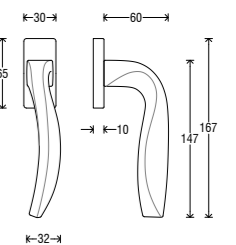
Handle <i>Impugnatura</i>	Plate <i>Placca</i>	Finish <i>Finitura</i>
A177	P06 C P06 O P06 Y P06 W	C01 N02 N52 S02




DK (Dry Keep) on rectangular rosette  
*DK su rosetta rettangolare*



Handle <i>Impugnatura</i>	Rosette <i>Rosetta</i>	Finish <i>Finitura</i>
D177	RRD	C01 N02 N52 S02






210

# Alice

design by Forme

Alice represents the removal of anything superfluous, leaving an impressive, multi-faced, futuristic handle.

*Come il taglio di un coltello inciso sulla materia, in Alice il designer ha scavato il volume di una maniglia, togliendo via il superfluo. Le mille facce di una creazione che guarda al futuro.*



211

“Removing superfluous, only a truly innovative design remains.”

# Finishes

# Finiture



**C01**  
Polished Chrome  
*Cromo Lucido*



**C02**  
Satin Chrome  
*Cromo Satinato*



**N02**  
Satin Nickel  
*Nichel Satinato*

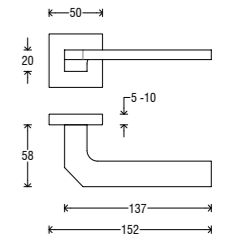


**N52**  
Matt Black  
*Nero Opaco*

## Handle on square rosette *Maniglia su rosetta quadra*



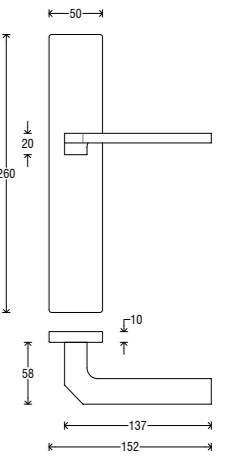
Handle <i>Impugnatura</i>	Rosette <i>Rosetta</i>	Finish <i>Finitura</i>
<b>A184</b>	<b>RFXQ0 (Fixa)</b>	<b>C01</b>
	<b>RSXQ0 (Slim)</b>	<b>C02</b>
		<b>N02</b>
		<b>N52</b>



## Handle on Asti plate *Maniglia su placca Asti*



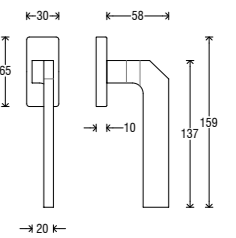
Handle <i>Impugnatura</i>	Plate <i>Placca</i>	Finish <i>Finitura</i>
<b>A184</b>	<b>P06 C</b>	<b>C01</b>
	<b>P06 O</b>	<b>C02</b>
	<b>P06 Y</b>	<b>N02</b>
	<b>P06 W</b>	<b>N52</b>




## DK (Dry Keep) on rectangular rosette *DK su rosetta rettangolare*



Handle <i>Impugnatura</i>	Rosette <i>Rosetta</i>	Finish <i>Finitura</i>
<b>D184</b>	<b>RRD</b>	<b>C01</b>
		<b>C02</b>
		<b>N02</b>
		<b>N52</b>





214

# Vanessa

design by Forme

Vanessa's appearance resembles a wave breaking gently against the shore. A soft and mellow design with a slightly curved rectangular handle.

*L'aspetto di Vanessa è quello di un'onda potente che si infrange sulla porta del mare. Un design morbido e suadente con un'impugnatura rettangolare leggermente curvata.*



215

“A soft wave  
breaking on the  
sea shore.”

# Finishes

# Finiture



**C01**  
Polished Chrome  
*Cromo Lucido*



**C02**  
Satin Chrome  
*Cromo Satinato*



**N02**  
Satin Nickel  
*Nichel Satinato*

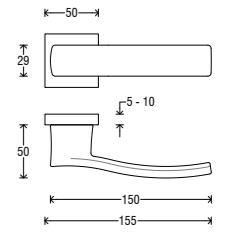


**N52**  
Matt Black  
*Nero Opaco*


## Handle on square rosette *Maniglia su rosetta quadra*



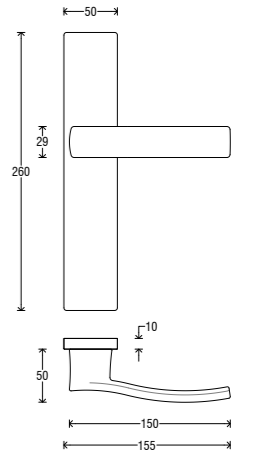
Handle <i>Impugnatura</i>	Rosette <i>Rosetta</i>	Finish <i>Finitura</i>
<b>A201</b>	<b>RFXQ0 (Fixa)</b> <b>RSXQ0 (Slim)</b>	<b>C01</b> <b>C02</b> <b>N02</b> <b>N52</b>



## Handle on Asti plate *Maniglia su placca Asti*



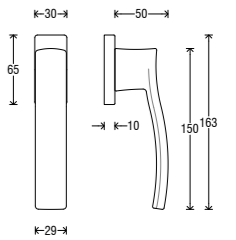
Handle <i>Impugnatura</i>	Plate <i>Placca</i>	Finish <i>Finitura</i>
<b>A201</b>	<b>P06 C</b> <b>P06 O</b> <b>P06 Y</b> <b>P06 W</b>	<b>C01</b> <b>C02</b> <b>N02</b> <b>N52</b>



## DK (Dry Keep) on rectangular rosette *DK su rosetta rettangolare*



Handle <i>Impugnatura</i>	Rosette <i>Rosetta</i>	Finish <i>Finitura</i>
<b>D201</b>	<b>RRD</b>	<b>C01</b> <b>C02</b> <b>N02</b> <b>N52</b>





218

# Boston

design by Kawajun

Designed to adapt to multiple contexts of contemporary living, Boston is a handle with a simple and elegant look. Flat lines, soft corners, aesthetic sobriety, no frills.

*Pensata per adattarsi a svariati contesti dell'abitare contemporaneo, Boston è una maniglia dal look semplice ed elegante, senza fronzoli. Linee piatte, angoli morbidi, sobrietà estetica.*

“The flexibility to adapt to multiple environments of everyday life.”



219



# Finishes

# Finiture

BR ZA



**C01**  
Polished Chrome  
*Cromo Lucido*



**C06**  
Pearl Chrome  
*Cromo Perla*



**N02**  
Satin Nickel  
*Nichel Satinato*

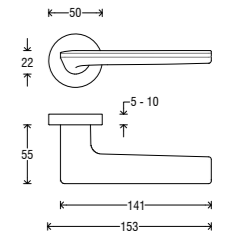


**N52**  
Matt Black  
*Nero Opaco*

## Handle on round rosette *Maniglia su rosetta tonda*



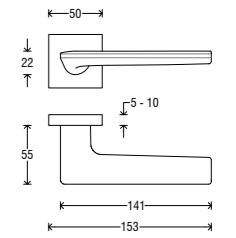
Handle <i>Impugnatura</i>	Rosette <i>Rosetta</i>	Finish <i>Finitura</i>
<b>A422</b>	<b>RFXTO (Fixa)</b>	<b>C01</b>
	<b>RSXTO (Slim)</b>	<b>C06</b>
		<b>N02</b>
		<b>N52</b>




## Handle on square rosette *Maniglia su rosetta quadra*



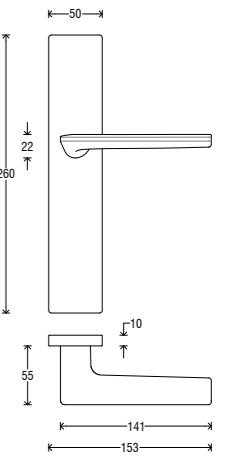
Handle <i>Impugnatura</i>	Rosette <i>Rosetta</i>	Finish <i>Finitura</i>
<b>A422</b>	<b>RFXQ0 (Fixa)</b>	<b>C01</b>
	<b>RSXQ0 (Slim)</b>	<b>C06</b>
		<b>N02</b>
		<b>N52</b>



## Handle on Asti plate *Maniglia su placca Asti*



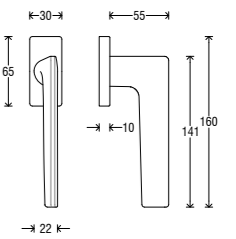
Handle <i>Impugnatura</i>	Plate <i>Placca</i>	Finish <i>Finitura</i>
<b>A422</b>	<b>P06 C</b>	<b>C01</b>
	<b>P06 O</b>	<b>C06</b>
	<b>P06 Y</b>	<b>N02</b>
	<b>P06 W</b>	<b>N52</b>




## DK (Dry Keep) on rectangular rosette *DK su rosetta rettangolare*



Handle <i>Impugnatura</i>	Rosette <i>Rosetta</i>	Finish <i>Finitura</i>
<b>D422</b>	<b>RRD</b>	<b>C01</b>
		<b>C06</b>
		<b>N02</b>
		<b>N52</b>







222

# Minerva

design by Kawajun

A strongly inclined square neck rises from the square rosette, giving the impression of the handle rotating on itself. With strong curved lines like a flowing river, Minerva is pure dynamism.

*Dalla rosetta quadrata si erge un collo quadrato fortemente inclinato per imprimere l'idea di una maniglia che ruota su se stessa. Come un fiume che scorre, Minerva è puro dinamismo.*

“Soft and sinuous lines for the maximum expression of fluidity.”



223

# Finishes

# Finiture



**C02**  
Satin Chrome  
*Cromo Satinato*



**N16**  
Pearl Nickel  
*Nichel Perla*



**N52**  
Matt Black  
*Nero Opaco*

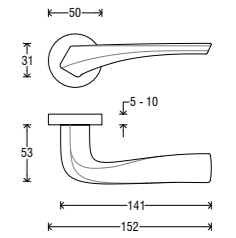


**P01**  
Gold PVD  
*PVD Oro*

## Handle on round rosette *Maniglia su rosetta tonda*



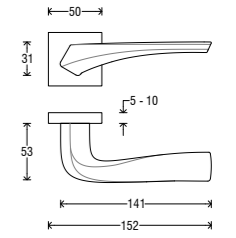
Handle <i>Impugnatura</i>	Rosette <i>Rosetta</i>	Finish <i>Finitura</i>
<b>A278</b>	<b>RFXTO (Fixa)</b>	<b>C02</b>
	<b>RSXTO (Slim)</b>	<b>N16</b>
		<b>N52</b>
		<b>P01</b>




## Handle on square rosette *Maniglia su rosetta quadra*



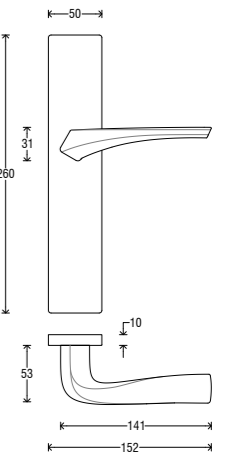
Handle <i>Impugnatura</i>	Rosette <i>Rosetta</i>	Finish <i>Finitura</i>
<b>A278</b>	<b>RFXQ0 (Fixa)</b>	<b>C02</b>
	<b>RSXQ0 (Slim)</b>	<b>N16</b>
		<b>N52</b>
		<b>P01</b>



## Handle on Asti plate *Maniglia su placca Asti*



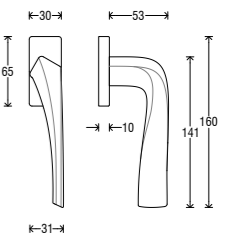
Handle <i>Impugnatura</i>	Plate <i>Placca</i>	Finish <i>Finitura</i>
<b>A278</b>	<b>P06 C</b>	<b>C02</b>
	<b>P06 O</b>	<b>N16</b>
	<b>P06 Y</b>	<b>N52</b>
	<b>P06 W</b>	<b>P01</b>




## DK (Dry Keep) on rectangular rosette *DK su rosetta rettangolare*




Handle <i>Impugnatura</i>	Rosette <i>Rosetta</i>	Finish <i>Finitura</i>
<b>D278</b>	<b>RRD</b>	<b>C02</b>
		<b>N16</b>
		<b>N52</b>
		<b>P01</b>





226



227

# Hammer

design by Forme

As the name suggests, Hammer is inspired by the hammer's silhouette, shown through the final part of the handle that widens. A compact design that expresses power and solidity.

*Così come suggerisce il nome, Hammer è ispirata alla silhouette di un martello grazie alla parte finale dell'impugnatura che si allarga. Un design compatto che esprime potenza e solidità.*

“Power through style,  
solidity as an  
expression.”

# Finishes

# Finiture



**B31**  
Matt White  
*Bianco Opaco*



**C06**  
Pearl Chrome  
*Cromo Perla*



**G01**  
Graphite  
*Grafite*

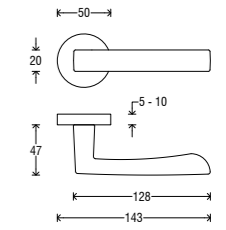


**N16**  
Pearl Nickel  
*Nichel Perla*

## Handle on round rosette *Maniglia su rosetta tonda*



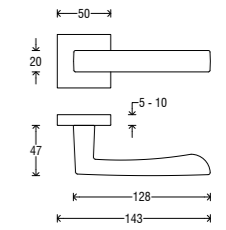
Handle <i>Impugnatura</i>	Rosette <i>Rosetta</i>	Finish <i>Finitura</i>
A257	RFXTO (Fixa) RSXTO (Slim)	B31 C06 G01 N16



## Handle on square rosette *Maniglia su rosetta quadra*



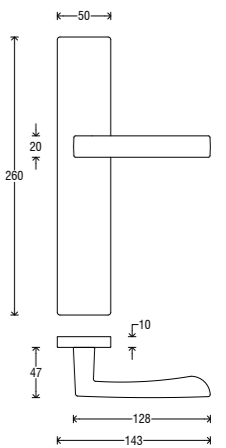
Handle <i>Impugnatura</i>	Rosette <i>Rosetta</i>	Finish <i>Finitura</i>
A257	RFXQ0 (Fixa) RSXQ0 (Slim)	B31 C06 G01 N16



## Handle on Asti plate *Maniglia su placca Asti*



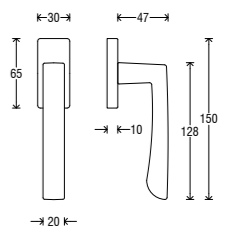
Handle <i>Impugnatura</i>	Plate <i>Placca</i>	Finish <i>Finitura</i>
A257	P06 C P06 O P06 Y P06 W	B31 C06 G01 N16



## DK (Dry Keep) on rectangular rosette *DK su rosetta rettangolare*



Handle <i>Impugnatura</i>	Rosette <i>Rosetta</i>	Finish <i>Finitura</i>
D257	RRD	B31 C06 G01 N16





230

# Olimpia

design by Kawajun

Olimpia is a thin handle, with elegant curves imparting an aura of sophistication to its environment. A graceful shape in new-generation spatial dynamism.

*Un movimento leggiadro si libera in un dinamismo spaziale di nuova generazione. Olimpia è una maniglia sottile dove le curve dell'impugnatura imprimono all'ambiente un'aura di sofisticatezza.*

“Symbolising unprecedented flexibility and fluidity.”

231



# Finishes

# Finiture



**B11**  
Pearl Bronze  
*Bronzo Perla*



**C01**  
Polished Chrome  
*Cromo Lucido*



**N16**  
Pearl Nickel  
*Nichel Perla*

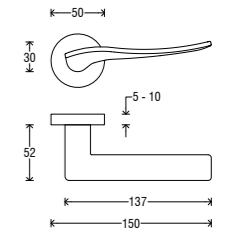


**N52**  
Matt Black  
*Nero Opaco*

## Handle on round rosette *Maniglia su rosetta tonda*



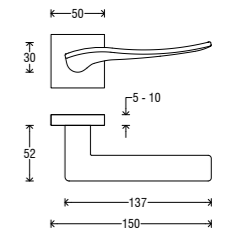
Handle <i>Impugnatura</i>	Rosette <i>Rosetta</i>	Finish <i>Finitura</i>
<b>A280</b>	<b>RFXTO (Fixa)</b>	<b>B11</b>
	<b>RSXTO (Slim)</b>	<b>C01</b>
		<b>N16</b>
		<b>N52</b>



## Handle on square rosette *Maniglia su rosetta quadra*



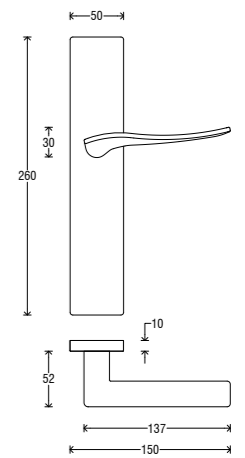
Handle <i>Impugnatura</i>	Rosette <i>Rosetta</i>	Finish <i>Finitura</i>
<b>A280</b>	<b>RFXQ0 (Fixa)</b>	<b>B11</b>
	<b>RSXQ0 (Slim)</b>	<b>C01</b>
		<b>N16</b>
		<b>N52</b>



## Handle on Asti plate *Maniglia su placca Asti*



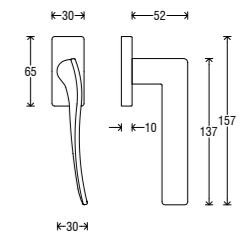
Handle <i>Impugnatura</i>	Plate <i>Placca</i>	Finish <i>Finitura</i>
<b>A280</b>	<b>P06 C</b>	<b>B11</b>
	<b>P06 O</b>	<b>C01</b>
	<b>P06 Y</b>	<b>N16</b>
	<b>P06 W</b>	<b>N52</b>




## DK (Dry Keep) on rectangular rosette *DK su rosetta rettangolare*



Handle <i>Impugnatura</i>	Rosette <i>Rosetta</i>	Finish <i>Finitura</i>
<b>D280</b>	<b>RRD</b>	<b>B11</b>
		<b>C01</b>
		<b>N16</b>
		<b>N52</b>





234

# Ginevra

design by Forme

Angular lines and precise geometries form up a handle with unique characteristics. Two overlapping flat rectangles with a single curvature at the neck.

*Linee spigolose e geometrie esatte compongono una maniglia dalle caratteristiche uniche. Due rettangoli piatti sovrapposti con un'unica curvatura all'altezza del collo.*




235

“The perfection of geometry arranged on superimposed planes.”

# Finishes

# Finiture



**C06**  
Pearl Chrome  
*Cromo Perla*



**N02**  
Satin Nickel  
*Nichel Satinato*



**N52**  
Matt Black  
*Nero Opaco*

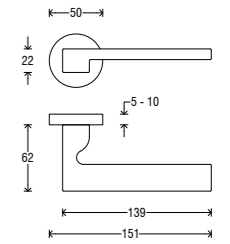


**S02**  
Brassed Satin Matt  
*Ottonato Satinato Opaco*

## Handle on round rosette *Maniglia su rosetta tonda*



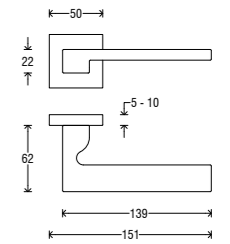
Handle <i>Impugnatura</i>	Rosette <i>Rosetta</i>	Finish <i>Finitura</i>
<b>A430</b>	<b>RFXTO (Fixa)</b>	<b>C06</b>
	<b>RSXT0 (Slim)</b>	<b>N02</b>
		<b>N52</b>
		<b>S02</b>



## Handle on square rosette *Maniglia su rosetta quadra*



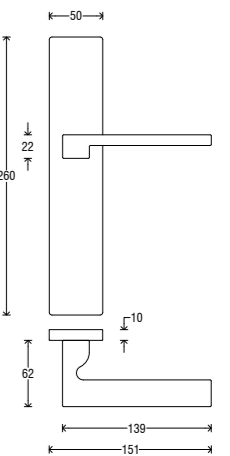
Handle <i>Impugnatura</i>	Rosette <i>Rosetta</i>	Finish <i>Finitura</i>
<b>A430</b>	<b>RFXQ0 (Fixa)</b>	<b>C06</b>
	<b>RSXQ0 (Slim)</b>	<b>N02</b>
		<b>N52</b>
		<b>S02</b>



## Handle on Asti plate *Maniglia su placca Asti*



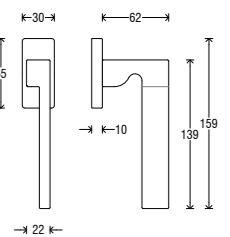
Handle <i>Impugnatura</i>	Plate <i>Placca</i>	Finish <i>Finitura</i>
<b>A430</b>	<b>P06 C</b>	<b>C06</b>
	<b>P06 O</b>	<b>N02</b>
	<b>P06 Y</b>	<b>N52</b>
	<b>P06 W</b>	<b>S02</b>



## DK (Dry Keep) on rectangular rosette *DK su rosetta rettangolare*



Handle <i>Impugnatura</i>	Rosette <i>Rosetta</i>	Finish <i>Finitura</i>
<b>D430</b>	<b>RRD</b>	<b>C06</b>
		<b>N02</b>
		<b>N52</b>
		<b>S02</b>







238


# Pavia

design by Sergio Mori

Pavia is an elegant handle that is suited to multiple architectural contexts. A square rosette, cylindrical neck and rectangular handle that come together in a simple shape.

*Pavia è l'eleganza di una maniglia che si presta a molteplici contesti architeturali. Rosetta quadrata, collo cilindrico e impugnatura rettangolare che si realizzano in una forma semplice.*

“A simple structure composed of a mix of geometric shape.”



239

# Finishes

# Finiture



**B11**  
Pearl Bronze  
*Bronzo Perla*



**C01**  
Polished Chrome  
*Cromo Lucido*



**C02**  
Satin Chrome  
*Cromo Satinato*

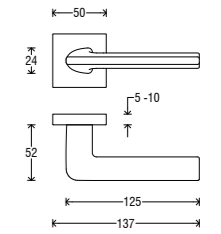


**N02**  
Satin Nickel  
*Nichel Satinato*

## Handle on round rosette *Maniglia su rosetta tonda*



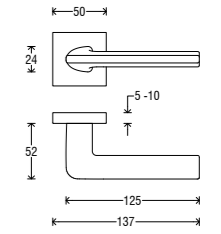
Handle <i>Impugnatura</i>	Rosette <i>Rosetta</i>	Finish <i>Finitura</i>
<b>A406</b>	<b>RFXTO (Fixa)</b>	<b>B11</b>
	<b>RSXTO (Slim)</b>	<b>C01</b>
		<b>C02</b>
		<b>N02</b>




## Handle on square rosette *Maniglia su rosetta quadra*



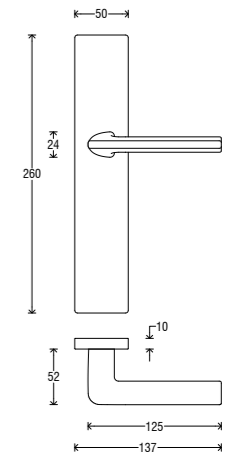
Handle <i>Impugnatura</i>	Rosette <i>Rosetta</i>	Finish <i>Finitura</i>
<b>A406</b>	<b>RFXQ0 (Fixa)</b>	<b>B11</b>
	<b>RSXQ0 (Slim)</b>	<b>C01</b>
		<b>C02</b>
		<b>N02</b>



## Handle on Asti plate *Maniglia su placca Asti*



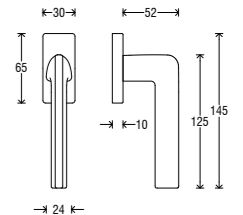
Handle <i>Impugnatura</i>	Plate <i>Placca</i>	Finish <i>Finitura</i>
<b>A406</b>	<b>P06 C</b>	<b>B11</b>
	<b>P06 O</b>	<b>C01</b>
	<b>P06 Y</b>	<b>C02</b>
	<b>P06 W</b>	<b>N02</b>



## DK (Dry Keep) on rectangular rosette *DK su rosetta rettangolare*



Handle <i>Impugnatura</i>	Rosette <i>Rosetta</i>	Finish <i>Finitura</i>
<b>D406</b>	<b>RRD</b>	<b>B11</b>
		<b>C01</b>
		<b>C02</b>
		<b>N02</b>





242

# Chicago

design by Kawajun

Both full and empty volumes mix to give life to a sinuous shape. Chicago combines ergonomics and aesthetics, creating an ultra-contemporary fluid design.

*Pieni e vuoti di volume si mescolano per dare vita a una forma sinuosa. Chicago è ergonomia ed estetica, insieme in un connubio fluido ultra contemporaneo.*



243

“Ergonomics and aesthetics in an equal union.”

# Finishes

# Finiture



**G01**  
Graphite  
*Grafite*



**N02**  
Satin Nickel  
*Nichel Satinato*



**N52**  
Matt Black  
*Nero Opaco*

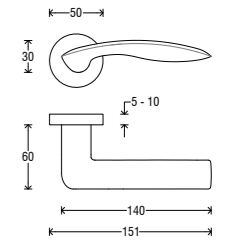


**P01**  
Gold PVD  
*PVD Oro*

## Handle on round rosette *Maniglia su rosetta tonda*



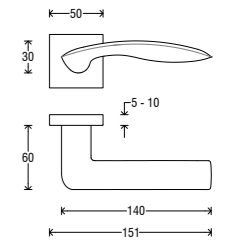
Handle <i>Impugnatura</i>	Rosette <i>Rosetta</i>	Finish <i>Finitura</i>
<b>A423</b>	<b>RFXTO (Fixa)</b>	<b>G01</b>
	<b>RSXTO (Slim)</b>	<b>N02</b>
		<b>N52</b>
		<b>P01</b>




## Handle on square rosette *Maniglia su rosetta quadra*



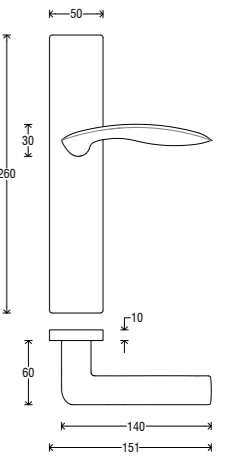
Handle <i>Impugnatura</i>	Rosette <i>Rosetta</i>	Finish <i>Finitura</i>
<b>A423</b>	<b>RFXQ0 (Fixa)</b>	<b>G01</b>
	<b>RSXQ0 (Slim)</b>	<b>N02</b>
		<b>N52</b>
		<b>P01</b>



## Handle on Asti plate *Maniglia su placca Asti*



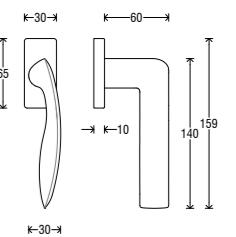
Handle <i>Impugnatura</i>	Plate <i>Placca</i>	Finish <i>Finitura</i>
<b>A423</b>	<b>P06 C</b>	<b>G01</b>
	<b>P06 O</b>	<b>N02</b>
	<b>P06 Y</b>	<b>N52</b>
	<b>P06 W</b>	<b>P01</b>




## DK (Dry Keep) on rectangular rosette *DK su rosetta rettangolare*



Handle <i>Impugnatura</i>	Rosette <i>Rosetta</i>	Finish <i>Finitura</i>
<b>D423</b>	<b>RRD</b>	<b>G01</b>
		<b>N02</b>
		<b>N52</b>
		<b>P01</b>






246

# Monza

design by Sergio Mori

A recess in the neck of the article symbolises a hole being dug by an index finger. Removing unnecessary material in a curious, human way.

*L'idea è quella di un dito indice che ha scavato con forza sottraendo del materiale dal collo della maniglia. Monza è intuito e solidità, in una forma assolutamente inedita.*



247

“Less material, more substance. Demonstrating acting on an idea.”

# Finishes

# Finiture



**C01**  
Polished Chrome  
*Cromo Lucido*



**N16**  
Pearl Nickel  
*Nichel Perla*



**N52**  
Matt Black  
*Nero Opaco*

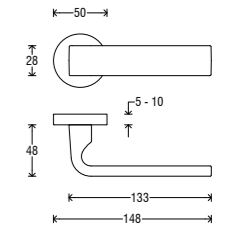


**S02**  
Brassed Satin Matt  
*Ottonato Satinato Opaco*

## Handle on round rosette *Maniglia su rosetta tonda*



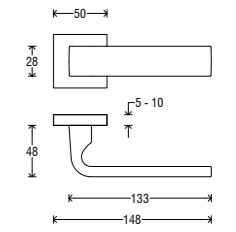
Handle <i>Impugnatura</i>	Rosette <i>Rosetta</i>	Finish <i>Finitura</i>
<b>A413</b>	<b>RFXTO (Fixa)</b>	<b>C01</b>
	<b>RSXTO (Slim)</b>	<b>N16</b>
		<b>N52</b>
		<b>S02</b>



## Handle on square rosette *Maniglia su rosetta quadra*



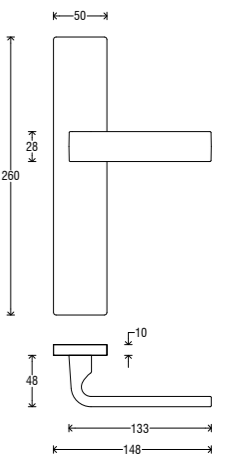
Handle <i>Impugnatura</i>	Rosette <i>Rosetta</i>	Finish <i>Finitura</i>
<b>A413</b>	<b>RFXQ0 (Fixa)</b>	<b>C01</b>
	<b>RSXQ0 (Slim)</b>	<b>N16</b>
		<b>N52</b>
		<b>S02</b>



## Handle on Asti plate *Maniglia su placca Asti*



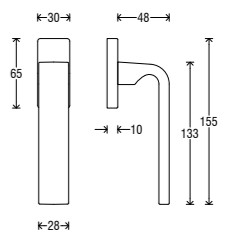
Handle <i>Impugnatura</i>	Plate <i>Placca</i>	Finish <i>Finitura</i>
<b>A413</b>	<b>P06 C</b>	<b>C01</b>
	<b>P06 O</b>	<b>N16</b>
	<b>P06 Y</b>	<b>N52</b>
	<b>P06 W</b>	<b>S02</b>



## DK (Dry Keep) on rectangular rosette *DK su rosetta rettangolare*



Handle <i>Impugnatura</i>	Rosette <i>Rosetta</i>	Finish <i>Finitura</i>
<b>D413</b>	<b>RRD</b>	<b>C01</b>
		<b>N16</b>
		<b>N52</b>
		<b>S02</b>





250

# Betty

design by Forme

Generous dimensions for a striking visual impact. Betty has a square rosette that matches a rectangular handle with rounded corners. A decisive design that communicates strength and stability.

*Dimensioni generose per un impatto visivo dirompente. Betty ha una rosetta quadrata che si abbina a una impugnatura rettangolare con gli angoli smussati. Un design deciso che comunica forza e stabilità.*



251

“Strength and stability delivered through a unique visual impact.”

# Finishes

# Finiture



**B11**  
Pearl Bronze  
*Bronzo Perla*



**C02**  
Satin Chrome  
*Cromo Satinato*



**N16**  
Pearl Nickel  
*Nichel Perla*

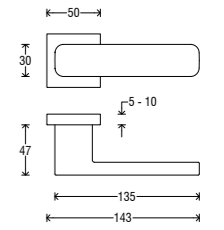


**N52**  
Matt Black  
*Nero Opaco*

## Handle on square rosette *Maniglia su rosetta quadra*



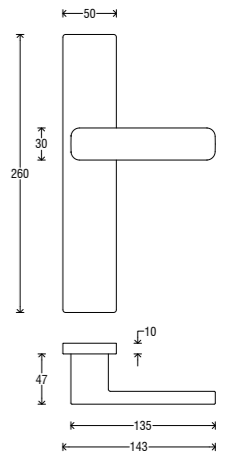
Handle <i>Impugnatura</i>	Rosette <i>Rosetta</i>	Finish <i>Finitura</i>
<b>A134</b>	<b>RFXQ0 (Fixa)</b>	<b>B11</b>
	<b>RSXQ0 (Slim)</b>	<b>C02</b>
		<b>N16</b>
		<b>N52</b>



## Handle on Asti plate *Maniglia su placca Asti*



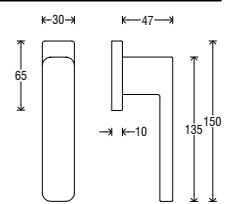
Handle <i>Impugnatura</i>	Plate <i>Placca</i>	Finish <i>Finitura</i>
<b>A134</b>	<b>P06 C</b>	<b>B11</b>
	<b>P06 O</b>	<b>C02</b>
	<b>P06 Y</b>	<b>N16</b>
	<b>P06 W</b>	<b>N52</b>




## DK (Dry Keep) on rectangular rosette *DK su rosetta rettangolare*



Handle <i>Impugnatura</i>	Rosette <i>Rosetta</i>	Finish <i>Finitura</i>
<b>D134</b>	<b>RRD</b>	<b>B11</b>
		<b>C02</b>
		<b>N16</b>
		<b>N52</b>







254

# Genova

design by Forme

Evoking the cliffs of the city of the lighthouse, the Genova has 3 purposefully broken lines. It is a polygonal design that conveys an idea of brilliant contemporaneity.

*Il design evoca il profilo delle scogliere tipiche della città della lanterna con tre linee spezzate che si sviluppano nello spazio. Un design poligonale che restituisce un'idea di brillante contemporaneità.*

“Polygonal design with 3 broken lines. Instant contemporaneity.”

255



# Finishes


# Finiture



**B11**  
Pearl Bronze  
*Bronzo Perla*



**C06**  
Pearl Chrome  
*Cromo Perla*



**N16**  
Pearl Nickel  
*Nichel Perla*

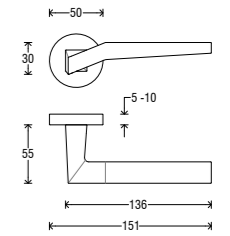


**N52**  
Matt Black  
*Nero Opaco*

## Handle on round rosette *Maniglia su rosetta tonda*



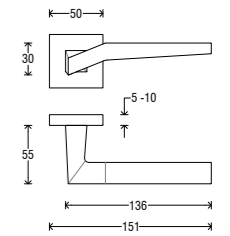
Handle <i>Impugnatura</i>	Rosette <i>Rosetta</i>	Finish <i>Finitura</i>
<b>A410</b>	<b>RFXTO (Fixa)</b>	<b>B11</b>
	<b>RSXTO (Slim)</b>	<b>C06</b>
		<b>N16</b>
		<b>N52</b>



## Handle on square rosette *Maniglia su rosetta quadra*



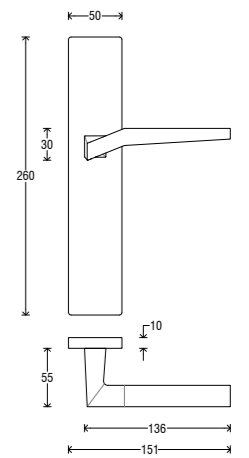
Handle <i>Impugnatura</i>	Rosette <i>Rosetta</i>	Finish <i>Finitura</i>
<b>A410</b>	<b>RFXQ0 (Fixa)</b>	<b>B11</b>
	<b>RSXQ0 (Slim)</b>	<b>C06</b>
		<b>N16</b>
		<b>N52</b>



## Handle on Asti plate *Maniglia su placca Asti*



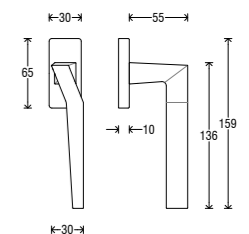
Handle <i>Impugnatura</i>	Plate <i>Placca</i>	Finish <i>Finitura</i>
<b>A410</b>	<b>P06 C</b>	<b>B11</b>
	<b>P06 O</b>	<b>C06</b>
	<b>P06 Y</b>	<b>N16</b>
	<b>P06 W</b>	<b>N52</b>



## DK (Dry Keep) on rectangular rosette *DK su rosetta rettangolare*



Handle <i>Impugnatura</i>	Rosette <i>Rosetta</i>	Finish <i>Finitura</i>
<b>D410</b>	<b>RRD</b>	<b>B11</b>
		<b>C06</b>
		<b>N16</b>
		<b>N52</b>





# Paola

design by Kawajun

The triangular handle is Paola's most interesting feature, with a final part that increasingly tapers in the search for maximum lightness. The flat surface amplifies its scenic impact and the innovative feel.

*L'impugnatura triangolare è la caratteristica più interessante di Paola, con la parte finale che si assottiglia sempre di più cercando la massima leggerezza. La superficie piatta ne amplifica l'impatto scenico e il mood innovativo.*

“A light yet powerful triangle suspended in space.”



# Finishes

# Finiture



**G01**  
Graphite  
*Grafite*

**N16**  
Pearl Nickel  
*Nichel Perla*

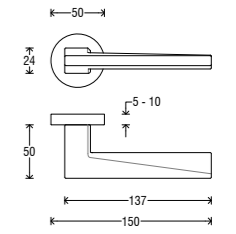
**N52**  
Matt Black  
*Nero Opaco*

**S02**  
Brassed Satin Matt  
*Ottonato Satinato Opaco*

## Handle on round rosette *Maniglia su rosetta tonda*



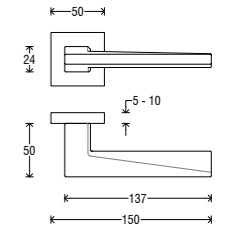
Handle <i>Impugnatura</i>	Rosette <i>Rosetta</i>	Finish <i>Finitura</i>
<b>A185</b>	<b>RFXTO (Fixa)</b>	<b>G01</b>
	<b>RSXTO (Slim)</b>	<b>N16</b>
		<b>N52</b>
		<b>S02</b>



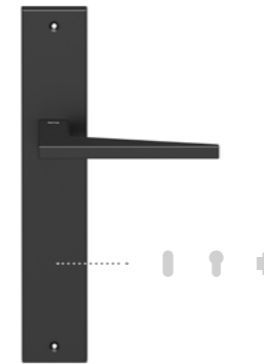
## Handle on square rosette *Maniglia su rosetta quadra*



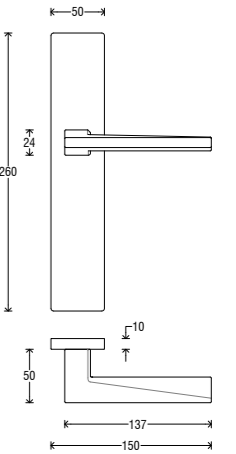
Handle <i>Impugnatura</i>	Rosette <i>Rosetta</i>	Finish <i>Finitura</i>
<b>A185</b>	<b>RFXQ0 (Fixa)</b>	<b>G01</b>
	<b>RSXQ0 (Slim)</b>	<b>N16</b>
		<b>N52</b>
		<b>S02</b>



## Handle on Asti plate *Maniglia su placca Asti*



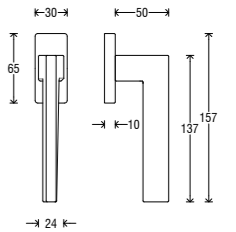
Handle <i>Impugnatura</i>	Plate <i>Placca</i>	Finish <i>Finitura</i>
<b>A185</b>	<b>P06 C</b>	<b>G01</b>
	<b>P06 O</b>	<b>N16</b>
	<b>P06 Y</b>	<b>N52</b>
	<b>P06 W</b>	<b>S02</b>




## DK (Dry Keep) on rectangular rosette *DK su rosetta rettangolare*



Handle <i>Impugnatura</i>	Rosette <i>Rosetta</i>	Finish <i>Finitura</i>
<b>D185</b>	<b>RRD</b>	<b>G01</b>
		<b>N16</b>
		<b>N52</b>
		<b>S02</b>





262

# Innova

design by Forme

Sometimes less is more when improving functionality. This is how the Innova was born, removing materials to increase ergonomics and allow for more thumb space.

*A volte la funzionalità si raggiunge attraverso un processo di sottrazione. Così nasce Innova, la maniglia che toglie della materia per aumentare l'ergonomia e dare più spazio al pollice.*

“Sometimes less is more. Functionality through subtraction.”



263

# Finishes

# Finiture



**C01**  
Polished Chrome  
*Cromo Lucido*



**C02**  
Satin Chrome  
*Cromo Satinato*



**N02**  
Satin Nickel  
*Nichel Satinato*

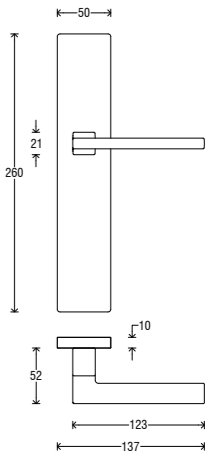


**N52**  
Matt Black  
*Nero Opaco*

## Handle on Asti plate *Maniglia su placca Asti*



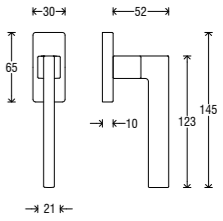
Handle <i>Impugnatura</i>	+	Plate <i>Placca</i>	+	Finish <i>Finitura</i>
<b>A204</b>		<b>P06 C</b>		<b>C01</b>
		<b>P06 O</b>		<b>C02</b>
		<b>P06 Y</b>		<b>N02</b>
		<b>P06 W</b>		<b>N52</b>



## DK (Dry Keep) on rectangular rosette *DK su rosetta rettangolare*



Handle <i>Impugnatura</i>	+	Rosette <i>Rosetta</i>	+	Finish <i>Finitura</i>
<b>D204</b>		<b>RRD</b>		<b>C01</b>
				<b>C02</b>
				<b>N02</b>
				<b>N52</b>

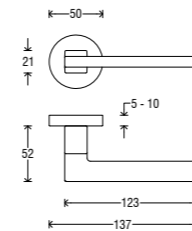


264

## Handle on round rosette *Maniglia su rosetta tonda*



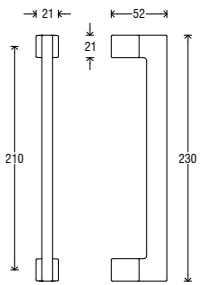
Handle <i>Impugnatura</i>	+	Rosette <i>Rosetta</i>	+	Finish <i>Finitura</i>
<b>A204</b>		<b>RFXTO (Fixa)</b>		<b>C01</b>
		<b>RSXTO (Slim)</b>		<b>C02</b>
				<b>N02</b>
				<b>N52</b>



## Pull handle *Maniglione*



Pull handle <i>Maniglione</i>	+	Finish <i>Finitura</i>
<b>MG29</b>		<b>C01</b>
		<b>C02</b>
		<b>N02</b>
		<b>N52</b>

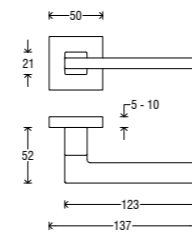



265

## Handle on square rosette *Maniglia su rosetta quadra*



Handle <i>Impugnatura</i>	+	Rosette <i>Rosetta</i>	+	Finish <i>Finitura</i>
<b>A204</b>		<b>RFXQ0 (Fixa)</b>		<b>C01</b>
		<b>RSXQ0 (Slim)</b>		<b>C02</b>
				<b>N02</b>
				<b>N52</b>






266

# Crystal

design by Forme

Sinuous yet solid, the Crystal handle is inspired by the many facets of a mineral surface. Light plays within the structure in a way that conveys purity and elegance on a tactile and aesthetic level.

*Sinuosa e squadrata allo stesso tempo, la maniglia Crystal è ispirata alle diverse sfaccettature di una superficie minerale. Giochi di luce che trasmettono purezza ed eleganza a livello tattile ed estetico.*



267

“Sinuous yet solid,  
light and shadow,  
crystalline elegance.”

# Finishes

# Finiture




**C02**  
Satin Chrome  
*Cromo Satinato*



**N16**  
Pearl Nickel  
*Nichel Perla*



**N52**  
Matt Black  
*Nero Opaco*

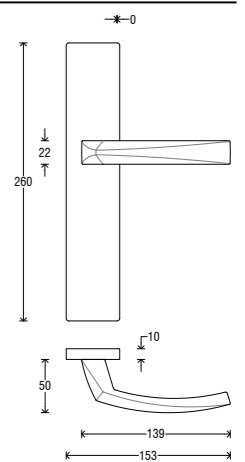


**P01**  
Gold PVD  
*PVD Oro*

## Handle on Asti plate *Maniglia su placca Asti*



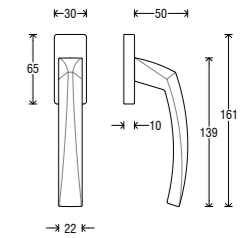
Handle <i>Impugnatura</i>	+	Plate <i>Placca</i>	+	Finish <i>Finitura</i>
<b>A268</b>		<b>P06 C</b>		<b>C02</b>
		<b>P06 O</b>		<b>N16</b>
		<b>P06 Y</b>		<b>N52</b>
		<b>P06 W</b>		<b>P01</b>



## DK (Dry Keep) on rectangular rosette *DK su rosetta rettangolare*



Handle <i>Impugnatura</i>	+	Rosette <i>Rosetta</i>	+	Finish <i>Finitura</i>
<b>D268</b>		<b>RRD</b>		<b>C02</b>
				<b>N16</b>
				<b>N52</b>
				<b>P01</b>

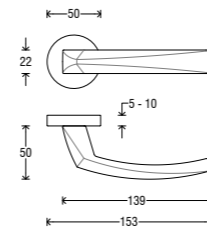


268

## Handle on round rosette *Maniglia su rosetta tonda*



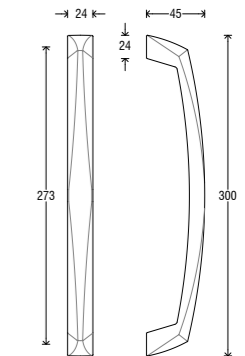
Handle <i>Impugnatura</i>	+	Rosette <i>Rosetta</i>	+	Finish <i>Finitura</i>
<b>A268</b>		<b>RFXTO (Fixa)</b>		<b>C02</b>
		<b>RSXTO (Slim)</b>		<b>N16</b>
				<b>N52</b>
				<b>P01</b>



## Pull handle *Maniglione*



Pull handle <i>Maniglione</i>	+	Finish <i>Finitura</i>
<b>MG27</b>		<b>C02</b>
		<b>N16</b>
		<b>N52</b>
		<b>P01</b>

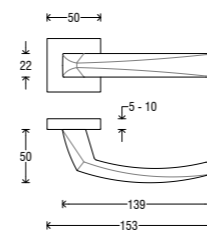


269

## Handle on square rosette *Maniglia su rosetta quadra*



Handle <i>Impugnatura</i>	+	Rosette <i>Rosetta</i>	+	Finish <i>Finitura</i>
<b>A268</b>		<b>RFXQO (Fixa)</b>		<b>C02</b>
		<b>RSXQO (Slim)</b>		<b>N16</b>
				<b>N52</b>
				<b>P01</b>







270


# Foglia

design by Forme

The origin of this design was the attempt to evoke the shape of a leaf in a stylized, relevant way. The result is a handle which retains the charm of nature without sacrificing on functionality.

*L'origine di questo design è il tentativo di evocare la forma di una foglia in una versione super stilizzata. Un esperimento riuscito che esprime tutto il valore di un fascino naturale racchiuso in una maniglia.*

“The beauty of nature without compromises on functionality.”



271

# Finishes

# Finiture



**C06**  
Pearl Chrome  
*Cromo Perla*



**N02**  
Satin Nickel  
*Nichel Satinato*



**N52**  
Matt Black  
*Nero Opaco*

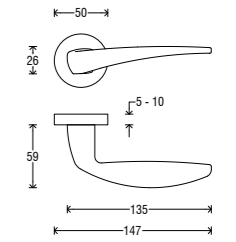


**S02**  
Brass Satin Matt  
*Ottonato Satinato Opaco*

## Handle on round rosette *Maniglia su rosetta tonda*



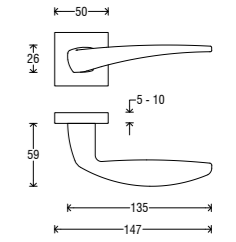
Handle <i>Impugnatura</i>	Rosette <i>Rosetta</i>	Finish <i>Finitura</i>
<b>A272</b>	<b>RFXTO (Fixa)</b>	<b>C06</b>
	<b>RSXTO (Slim)</b>	<b>N02</b>
		<b>N52</b>
		<b>S02</b>



## Handle on square rosette *Maniglia su rosetta quadra*



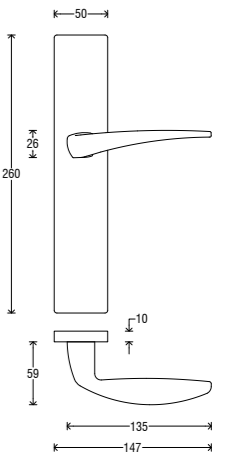
Handle <i>Impugnatura</i>	Rosette <i>Rosetta</i>	Finish <i>Finitura</i>
<b>A272</b>	<b>RFXQ0 (Fixa)</b>	<b>C06</b>
	<b>RSXQ0 (Slim)</b>	<b>N02</b>
		<b>N52</b>
		<b>S02</b>



## Handle on Asti plate *Maniglia su placca Asti*



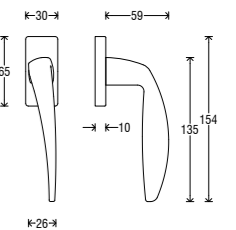
Handle <i>Impugnatura</i>	Plate <i>Placca</i>	Finish <i>Finitura</i>
<b>A272</b>	<b>P06 C</b>	<b>C06</b>
	<b>P06 O</b>	<b>N02</b>
	<b>P06 Y</b>	<b>N52</b>
	<b>P06 W</b>	<b>S02</b>




## DK (Dry Keep) on rectangular rosette *DK su rosetta rettangolare*



Handle <i>Impugnatura</i>	Rosette <i>Rosetta</i>	Finish <i>Finitura</i>
<b>D272</b>	<b>RRD</b>	<b>C06</b>
		<b>N02</b>
		<b>N52</b>
		<b>S02</b>






274

# Lorena

design by Forme

A flat, inclined and symmetrical handle rising from a pyramid-shaped neck. Lorena expresses a sophisticated, compact and strong design with conceptual energy.

*Dal collo a piramide si erge una impugnatura piatta, inclinata e simmetrica. Lorena esprime un design sofisticato in grado di comunicare compattezza, forza ed energia concettuale.*



275

“Total symmetry,  
absolute elegance.”

# Finishes

# Finiture



**C02**  
Satin Chrome  
*Cromo Satinato*



**G01**  
Graphite  
*Grafite*



**N16**  
Pearl Nickel  
*Nichel Perla*

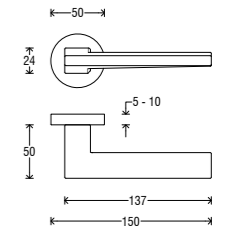


**N52**  
Matt Black  
*Nero Opaco*

## Handle on round rosette *Maniglia su rosetta tonda*



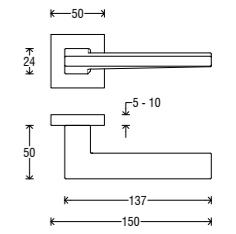
Handle <i>Impugnatura</i>	Rosette <i>Rosetta</i>	Finish <i>Finitura</i>
<b>A136</b>	<b>RFXTO (Fixa)</b>	<b>C02</b>
	<b>RSXTO (Slim)</b>	<b>G01</b>
		<b>N16</b>
		<b>N52</b>



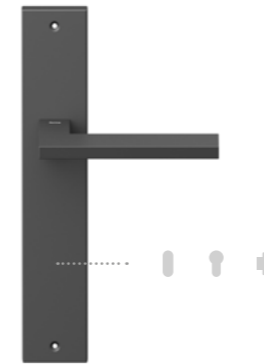
## Handle on square rosette *Maniglia su rosetta quadra*



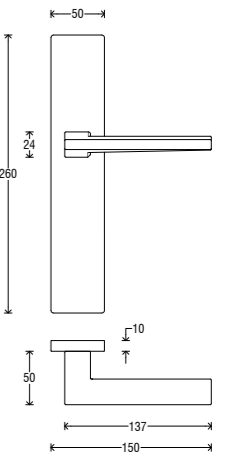
Handle <i>Impugnatura</i>	Rosette <i>Rosetta</i>	Finish <i>Finitura</i>
<b>A136</b>	<b>RFXQ0 (Fixa)</b>	<b>C02</b>
	<b>RSXQ0 (Slim)</b>	<b>G01</b>
		<b>N16</b>
		<b>N52</b>



## Handle on Asti plate *Maniglia su placca Asti*



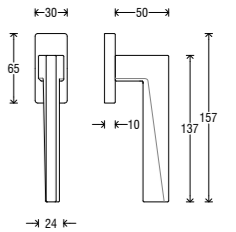
Handle <i>Impugnatura</i>	Plate <i>Placca</i>	Finish <i>Finitura</i>
<b>A136</b>	<b>P06 C</b>	<b>C02</b>
	<b>P06 O</b>	<b>G01</b>
	<b>P06 Y</b>	<b>N16</b>
	<b>P06 W</b>	<b>N52</b>



## DK (Dry Keep) on rectangular rosette *DK su rosetta rettangolare*



Handle <i>Impugnatura</i>	Rosette <i>Rosetta</i>	Finish <i>Finitura</i>
<b>D136</b>	<b>RRD</b>	<b>C02</b>
		<b>G01</b>
		<b>N16</b>
		<b>N52</b>



# Pull handles

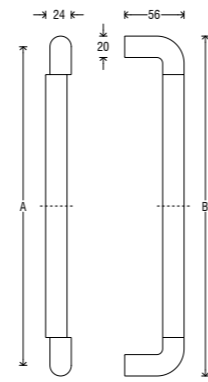
*Maniglioni*

# Shinobi

Pull handle  
Maniglione



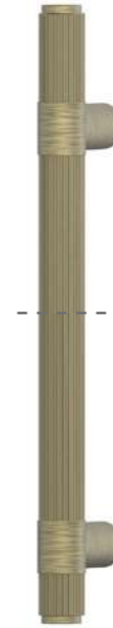
Pull handle Maniglione	+	Finish Finitura
<b>MG59</b>		<b>B11</b>
		<b>B31</b>
		<b>C01</b>
		<b>C02</b>
		<b>N16</b>
		<b>N52</b>
		<b>P01</b>
		<b>S02</b>



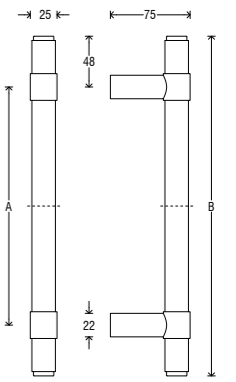
VERSIONS	A (mm)	B (mm)
X0A	445	467
X0B	645	667
X0C	865	887

# Luck

Pull handle  
Maniglione



Pull handle Maniglione	+	Finish Finitura
<b>MG58</b>		<b>B03</b>
		<b>C01</b>
		<b>L01</b>
		<b>N52</b>



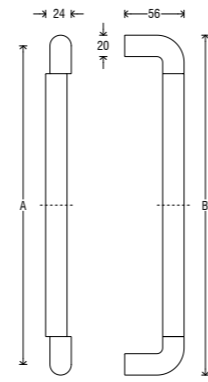
VERSIONS	A (mm)	B (mm)
X0A	445	540
X0B	645	740
X0C	865	960

# Shinobi Groove

Pull handle  
Maniglione




Handle Impugnatura	+	Finish Finitura
<b>MG71</b>		<b>B11</b>
<b>MG72</b>		<b>B31</b>
<b>MG73</b>		<b>C01</b>
		<b>C02</b>
		<b>N16</b>
		<b>N52</b>
		<b>P01</b>
		<b>S02</b>



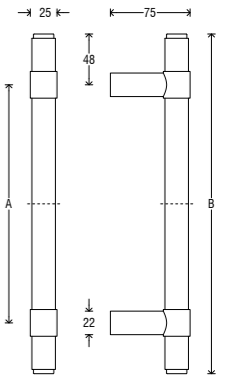
VERSIONS	A (mm)	B (mm)
X0A	445	467
X0B	645	667
X0C	865	887

# Viva

Pull handle  
Maniglione




Pull handle Maniglione	+	Finish Finitura
<b>MG56</b>		<b>B03</b>
		<b>C03</b>
		<b>C08</b>
		<b>L03</b>



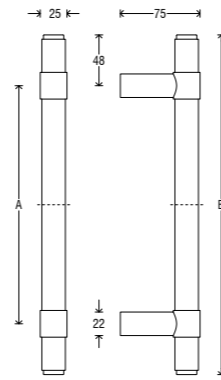
VERSIONS	A (mm)	B (mm)
X0A	445	540
X0B	645	740
X0C	865	960

# Alya

Pull handle  
Maniglione



Pull handle Maniglione	+	Finish Finitura
<b>MG55</b>		<b>B03</b>
		<b>C01</b>
		<b>L01</b>
		<b>N52</b>



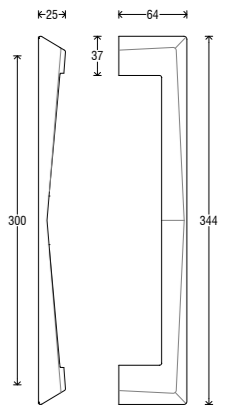
VERSIONS	A (mm)	B (mm)
X0A	445	540
X0B	645	740
X0C	865	960

# Naxos

Pull handle  
Maniglione



Pull handle Maniglione	+	Finish Finitura
<b>MG75</b>		<b>C02</b>
		<b>G01</b>
		<b>N52</b>
		<b>S02</b>



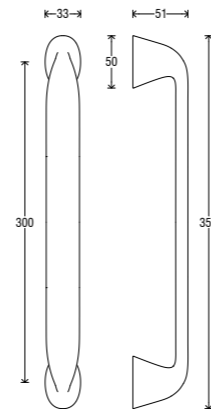
282

# Moon

Pull handle  
Maniglione



Pull handle Maniglione	+	Finish Finitura
<b>MG74</b>		<b>C01</b>
		<b>N16</b>
		<b>N29</b>
		<b>N52</b>

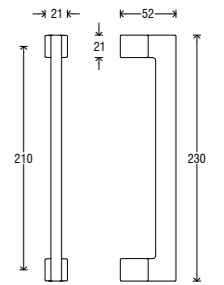


# Innova

Pull handle  
Maniglione



Pull handle Maniglione	+	Finish Finitura
<b>MG29</b>		<b>C01</b>
		<b>C02</b>
		<b>N02</b>
		<b>N52</b>



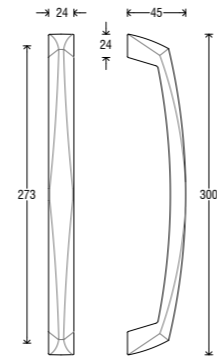
283

# Crystal

Pull handle  
Maniglione




Pull handle Maniglione	+	Finish Finitura
<b>MG27</b>		<b>C02</b>
		<b>N16</b>
		<b>N52</b>
		<b>P01</b>

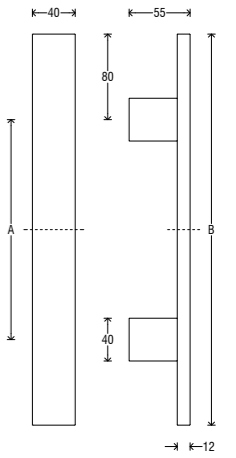


# Queen

Pull handle  
Maniglione



Pull handle Maniglione	+	Finish Finitura
<b>MG52</b>		<b>C02</b>
		<b>N02</b>
		<b>N52</b>



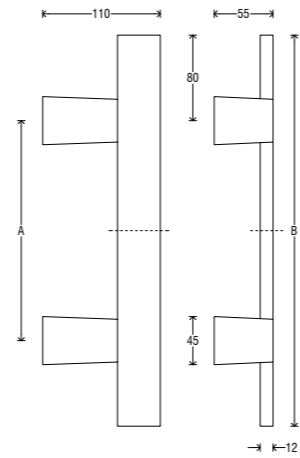
VERSIONS	A (mm)	B (mm)
X04	400	560
X06	600	760
X08	800	960

# King

Pull handle  
Maniglione



Pull handle Maniglione	+	Finish Finitura
<b>MG51</b>		<b>C08</b>
		<b>C10</b>
		<b>N02</b>
		<b>N52</b>



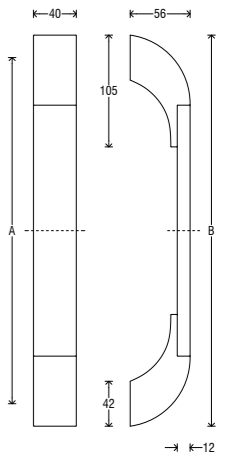
VERSIONS	A (mm)	B (mm)
X04	400	560
X06	600	760
X08	800	960

# Prince

Pull handle  
Maniglione



Pull handle Maniglione	+	Finish Finitura
<b>MG53</b>		<b>C08</b>
		<b>C10</b>
		<b>N02</b>
		<b>N52</b>



VERSIONS	A (mm)	B (mm)
X04	400	475
X06	600	675
X08	800	875



# Furniture handles & knobs

Maniglie e pomoli per mobile

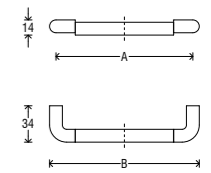
## Shinobi

Furniture handle

Maniglia per mobile



Handle <i>Impugnatura</i>	+	Finish <i>Finitura</i>
<b>E522</b>		<b>B11</b>
		<b>B31</b>
		<b>C01</b>
		<b>C02</b>
		<b>N16</b>
		<b>N52</b>
		<b>P01</b>
		<b>S02</b>



VERSIONS	A (mm)	B (mm)
01	128	140
02	160	172
03	192	204
04	224	236
05	320	332
06	500	512
07	700	712

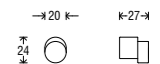
## Shinobi

Furniture knob

Pomolo per mobile



Handle <i>Impugnatura</i>	+	Finish <i>Finitura</i>
<b>PM14</b>		<b>B11</b>
		<b>B31</b>
		<b>C01</b>
		<b>C02</b>
		<b>N16</b>
		<b>N52</b>
		<b>P01</b>
		<b>S02</b>

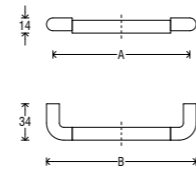


## Shinobi Groove

Furniture handle

Maniglia per mobile

Handle Impugnatura	+	Finish Finitura
E523		B11
E524		B31
E525		C01
		C02
		N16
		N52
		P01
		S02




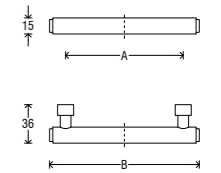
VERSIONS	A (mm)	B (mm)
01	128	140
02	160	172
03	192	204
04	224	236
05	320	332
06	500	512
07	700	712

## Luck

Furniture handle

Maniglia per mobile

Handle Impugnatura	+	Finish Finitura
E497		B03
		C01
		L01
		N52



VERSIONS	A (mm)	B (mm)
01	128	158
02	160	190
03	192	222
04	224	254
05	320	350
06	500	530
07	700	730

288

## Shinobi Groove

Furniture knob

Pomolo per mobile

Handle Impugnatura	+	Finish Finitura
PM15		B11
PM16		B31
PM17		C01
		C02
		N16
		N52
		P01
		S02

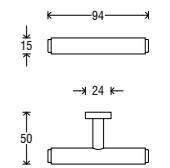


## Luck

Furniture T-knob

Pomolo per mobile versione T

Handle Impugnatura	+	Finish Finitura
PM12		B03
		C01
		L01
		N52



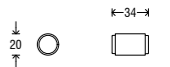
289

## Luck

Furniture knob

Pomolo per mobile

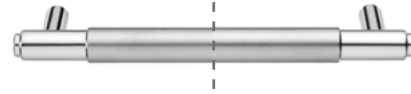
Handle Impugnatura	+	Finish Finitura
PM13		B03
		C01
		L01
		N52



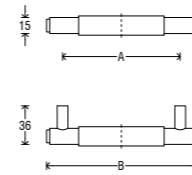
## Viva

Furniture handle

Maniglia per mobile



Handle Impugnatura	+	Finish Finitura
<b>E333</b>		<b>B03</b>
		<b>C03</b>
		<b>L03</b>
		<b>N52</b>




VERSIONS	A (mm)	B (mm)
01	128	158
02	160	190
03	192	222
04	224	254
05	320	350
06	500	530
07	700	730

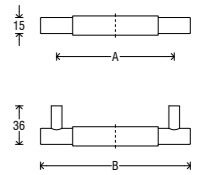
## Alya

Furniture handle

Maniglia per mobile



Handle Impugnatura	+	Finish Finitura
<b>E334</b>		<b>B03</b>
		<b>C01</b>
		<b>L01</b>
		<b>N52</b>



VERSIONS	A (mm)	B (mm)
01	128	158
02	160	190
03	192	222
04	224	254
05	320	350
06	500	530
07	700	730

290

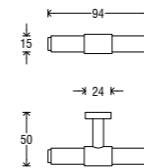
## Viva

Furniture T-knob

Pomolo per mobile versione T



Handle Impugnatura	+	Finish Finitura
<b>PM10</b>		<b>B03</b>
		<b>C03</b>
		<b>L03</b>
		<b>N52</b>



Handle Impugnatura	+	Finish Finitura
<b>PM11</b>		<b>B03</b>
		<b>C03</b>
		<b>L03</b>
		<b>N52</b>



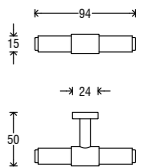
## Alya

Furniture T-knob

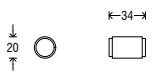
Pomolo per mobile versione T



Handle Impugnatura	+	Finish Finitura
<b>PM08</b>		<b>B03</b>
		<b>C01</b>
		<b>L01</b>
		<b>N52</b>



Handle Impugnatura	+	Finish Finitura
<b>PM09</b>		<b>B03</b>
		<b>C01</b>
		<b>L01</b>
		<b>N52</b>



291

More

Altro

# Pull-up handles

Alzanti

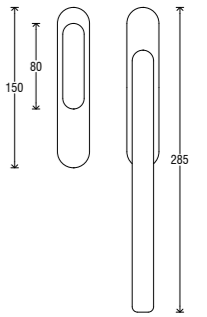
## Goccia

Oval Pull-up handle  
Alzante Ovale

BR



Handle <i>Impugnatura</i>	+	Plate <i>Placca</i>	+	Finish <i>Finitura</i>
MG60		XX		C02  L01  P01 



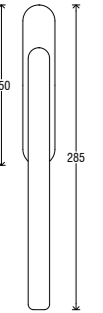
## Goccia

Oval Pull-up handle  
Alzante Ovale

BR



Handle <i>Impugnatura</i>	+	Plate <i>Placca</i>	+	Finish <i>Finitura</i>
MG60		YA		C02  L01  P01 



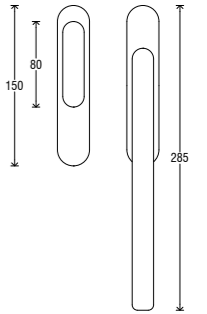
## Goccia

Oval Pull-up handle  
Alzante Ovale

BR



Handle <i>Impugnatura</i>	+	Plate <i>Placca</i>	+	Finish <i>Finitura</i>
MG60		XY		C02  L01  P01 



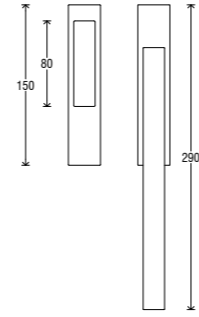
## Asti

Rectangular Pull-up handle  
Alzante Rettangolare

ZA



Handle <i>Impugnatura</i>	+	Plate <i>Placca</i>	+	Finish <i>Finitura</i>
MG61		XX		C01 
				C02 
				N52 



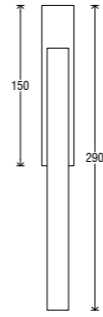
## Asti

Rectangular Pull-up handle  
Alzante Rettangolare

ZA



Handle <i>Impugnatura</i>	+	Plate <i>Placca</i>	+	Finish <i>Finitura</i>
MG61		YA		C01 
				C02 
				N52 



# Knobs



Pomoli

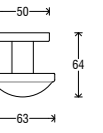
## Asti

Knob  
Pomolo

BR



Handle <i>Impugnatura</i>	+	Rosette <i>Rosetta</i>	+	Finish <i>Finitura</i>
PO18		RQD0X		C01 
				C02 



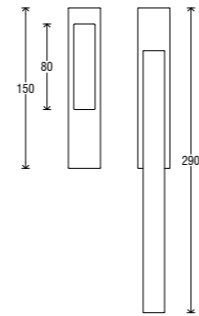
## Asti

Rectangular Pull-up handle  
Alzante Rettangolare

ZA



Handle <i>Impugnatura</i>	+	Plate <i>Placca</i>	+	Finish <i>Finitura</i>
MG61		XY		C01 
				C02 
				N52 





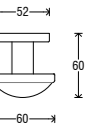
## Cuore

Knob  
Pomolo

ZA



Handle <i>Impugnatura</i>	+	Rosette <i>Rosetta</i>	+	Finish <i>Finitura</i>
PO17		RTX07		B01 
				C02 
				L01 







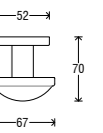
## Cipolla

Knob  
Pomolo

BR



Handle <i>Impugnatura</i>	+	Finish <i>Finitura</i>
PO10		B01 
		C02 
		L01 
		P01 



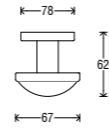
## Giove

Knob  
Pomolo

BR



Handle	Rosette	Finish
Impugnatura	Rosetta	Finitura
PO11	RPM	B01
		C01
		C02
		L01



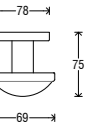
## Ecos

Knob  
Pomolo

BR



Handle	Rosette	Finish
Impugnatura	Rosetta	Finitura
PO15	RPM	B01
		C01
		C02
		L01



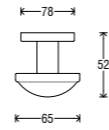
## Fungo

Knob  
Pomolo

BR



Handle	Rosette	Finish
Impugnatura	Rosetta	Finitura
PO12	RPM	B01
		C01
		C02
		L01



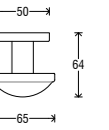
## Sagomato

Knob  
Pomolo

BR



Handle	Finish
Impugnatura	Finitura
PO16	B01
	C01
	C02
	L01



296

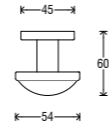
## Orion

Knob  
Pomolo

BR



Handle	Rosette	Finish
Impugnatura	Rosetta	Finitura
PO13	RTX07	B01
		C01
		C02
		L01



297

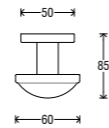
## Sfera

Knob  
Pomolo

BR



Handle	Rosette	Finish
Impugnatura	Rosetta	Finitura
PO14	ISRXX	B01
		C01
		C02
		L01



# Plates

Placche

## Asti

Plate  
Placca

(ZA)



Plate Placca	+	Finish Finitura
<b>P06</b>		Available in all the finishes in the catalogue. <i>Disponibile in tutte le finiture a catalogo.</i>
P06 O		
P06 Y		
P06 W		



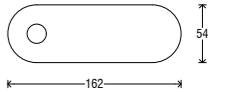
## Short T

Plate  
Placca

(ZA)



Plate Placca	+	Finish Finitura
<b>PST</b>		Available in all the finishes in the catalogue. <i>Disponibile in tutte le finiture a catalogo.</i>



★  
Horizontal or vertical installation.  
*Installazione orizzontale o verticale.*

## Goccia

Plate  
Placca

(BR) (ZA)





Plate Placca	+	Finish Finitura
<b>P28</b>		Available in all the finishes in the catalogue. <i>Disponibile in tutte le finiture a catalogo.</i>
P28 O		
P28 Y		
P28 W		



## Short Q

Plate  
Placca

(ZA)


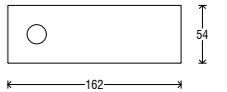


Plate Placca	+	Finish Finitura
<b>PSQ</b>		Available in all the finishes in the catalogue. <i>Disponibile in tutte le finiture a catalogo.</i>



★  
Horizontal or vertical installation.  
*Installazione orizzontale o verticale.*

## Milena

Plate  
Placca

(BR) (ZA)





Plate Placca	+	Finish Finitura
<b>P09</b>		Available in all the finishes in the catalogue. <i>Disponibile in tutte le finiture a catalogo.</i>
P09 O		
P09 Y		
P09 W		



# Recessed plates

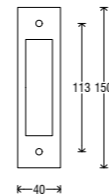
Placche incasso

**Idra**  
Recessed plate  
Placca incasso

BR ZA



Recessed plate Placca incasso	+	Finish Finitura
PI03		C01
		C02

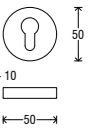


# Escutcheons

Bocchette

**Tonda**  
Escutcheon  
Bocchetta

Escutcheon Bocchetta	+	Finish Finitura
RBCFXTD (Fixa)		Available in all the finishes in the catalogue.
RBCSLTD (Slim)		Disponibile in tutte le finiture a catalogo.

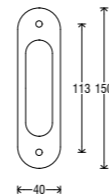


**Luxor**  
Recessed plate  
Placca incasso

BR ZA

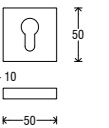


Recessed plate Placca incasso	+	Finish Finitura
PI06		B01
		C01
		C02
		L01



**Quadra**  
Escutcheon  
Bocchetta

Escutcheon Bocchetta	+	Finish Finitura
RBCFX50 (Fixa)		Available in all the finishes in the catalogue.
RBCSL50 (Slim)		Disponibile in tutte le finiture a catalogo.



**Lunga**  
Recessed plate  
Placca incasso

BR

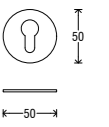


Recessed plate Placca incasso	+	Finish Finitura
PI04		B01
		C01
		C02
		L01



**Minimal Tonda**  
Escutcheon  
Bocchetta

Escutcheon Bocchetta	+	Finish Finitura
RBCMNTD		Available in all the finishes in the catalogue. Disponibile in tutte le finiture a catalogo.





## Minimal Quadra

Escutcheon  
Bocchetta



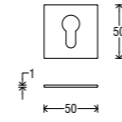
Escutcheon  
Bocchetta

RBCMNS0

Finish  
Finitura

Available in all the finishes in the catalogue.

Disponibile in tutte le finiture a catalogo.



## Icon

Escutcheon  
Bocchetta



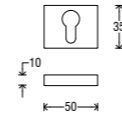
Escutcheon  
Bocchetta

RBCICON

Finish  
Finitura

Available in all the finishes in the catalogue.

Disponibile in tutte le finiture a catalogo.



# Turn & releases set

Set nottolini

## Shinobi

Turn & release set  
Set nottolino



Turn & release  
Nottolino

NS36

Rosette  
Rosetta

RFXT0

Finish  
Finitura

B11

B31

C01

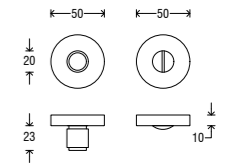
C02

N16

N52

P01

S02



## Shinobi Groove

Turn & release set  
Set nottolino



Turn & release  
Nottolino

NS38

NS39

NS40

Rosette  
Rosetta

RFXT0

Finish  
Finitura

B11

B31

C01

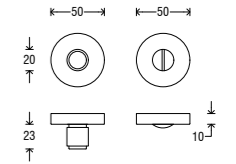
C02

N16

N52

P01

S02



## Viva

Turn & release set  
Set nottolino



Turn & release  
Nottolino

NS35

Rosette  
Rosetta

RFXT0

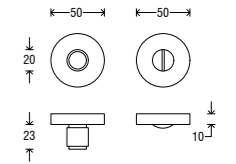
Finish  
Finitura

B03

C03

L03

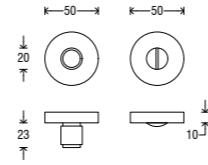
N52



# Alya

Turn & release set  
Set nottolino

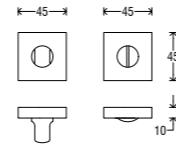
Turn & release <i>Nottolino</i>	Rosette <i>Rosetta</i>	Finish <i>Finitura</i>
NS34	RFXTO	B03
		C01
		L01
		N52



# Wc

Turn & release set  
Set nottolino

Turn & release <i>Nottolino</i>	Rosette <i>Rosetta</i>	Finish <i>Finitura</i>
NS01	RQD5X	Available in all the finishes in the catalogue. <i>Disponibile in tutte le finiture a catalogo.</i>



# Thimbles

*Ditali*

# Tondo

Thimble  
*Ditale*

Thimble <i>Ditale</i>	Finish <i>Finitura</i>
DTD	B01
	C01
	C02
	L01



# Quadro

Thimble  
*Ditale*

Thimble <i>Ditale</i>	Finish <i>Finitura</i>
DQD	C01
	C02



# Sliding door handles

Maniglie per porte scorrevoli

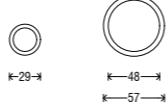
## Tondo

Sliding door handle

Maniglia per porte scorrevoli



Kit	+	Finish
Kit		Finitura
KT01		B01
		C01
		C02
		L01



306

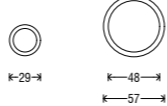
## Tondo

Sliding door handle

Maniglia per porte scorrevoli



Kit	+	Finish
Kit		Finitura
KT02		B01
		C01
		C02
		L01



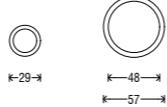
## Tondo

Sliding door handle

Maniglia per porte scorrevoli



Kit	+	Finish
Kit		Finitura
KT03		B01
		C01
		C02
		L01



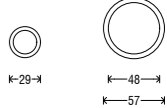
## Tondo

Sliding door handle

Maniglia per porte scorrevoli



Kit	+	Finish
Kit		Finitura
KT04		B01
		C01
		C02
		L01



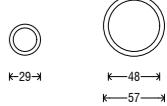
## Tondo

Sliding door handle

Maniglia per porte scorrevoli



Kit	+	Finish
Kit		Finitura
KT05		B01
		C01
		C02
		L01



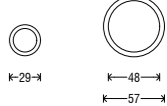
## Tondo

Sliding door handle

Maniglia per porte scorrevoli



Kit	+	Finish
Kit		Finitura
KT06		B01
		C01
		C02
		L01



307

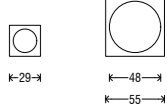
## Quadro

Sliding door handle

Maniglia per porte scorrevoli



Kit	+	Finish
Kit		Finitura
KQ01		C01
		C02





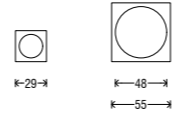
## Quadro

Sliding door handle

Maniglia per porte scorrevoli



Kit	+	Finish
Kit		Finitura
<b>KQ02</b>		<b>C01</b> 
		<b>C02</b> 





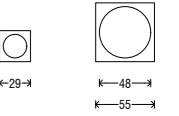
## Quadro

Sliding door handle

Maniglia per porte scorrevoli



Kit	+	Finish
Kit		Finitura
<b>KQ06</b>		<b>C01</b> 
		<b>C02</b> 





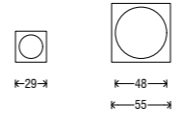
## Quadro

Sliding door handle

Maniglia per porte scorrevoli



Kit	+	Finish
Kit		Finitura
<b>KQ03</b>		<b>C01</b> 
		<b>C02</b> 







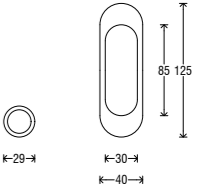
## Ovale

Sliding door handle

Maniglia per porte scorrevoli



Kit	+	Finish
Kit		Finitura
<b>KO01</b>		<b>B01</b> 
		<b>C01</b> 
		<b>C02</b> 
		<b>L01</b> 





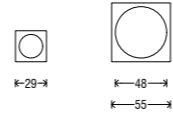
## Quadro

Sliding door handle

Maniglia per porte scorrevoli



Kit	+	Finish
Kit		Finitura
<b>KQ04</b>		<b>C01</b> 
		<b>C02</b> 







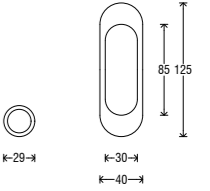
## Ovale

Sliding door handle

Maniglia per porte scorrevoli



Kit	+	Finish
Kit		Finitura
<b>KO04</b>		<b>B01</b> 
		<b>C01</b> 
		<b>C02</b> 
		<b>L01</b> 





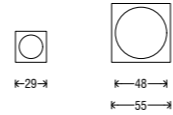
## Quadro

Sliding door handle

Maniglia per porte scorrevoli



Kit	+	Finish
Kit		Finitura
<b>KQ05</b>		<b>C01</b> 
		<b>C02</b> 







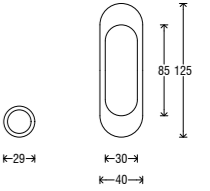
## Ovale

Sliding door handle

Maniglia per porte scorrevoli



Kit	+	Finish
Kit		Finitura
<b>KO05</b>		<b>B01</b> 
		<b>C01</b> 
		<b>C02</b> 
		<b>L01</b> 





## Rettangolare

Sliding door handle

Maniglia per porte scorrevoli



Kit	+	Finish
Kit		Finitura
KR01		C01 
		C02 



# Door stoppers



Fermaporta

## Rettangolare

Sliding door handle

Maniglia per porte scorrevoli



Kit	+	Finish
Kit		Finitura
KR04		C01 
		C02 



## Cilindro

Door stopper

Fermaporta

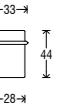
ZA



Door stopper	+	Finish
Fermaporta		Finitura
FP01		Available in all the finishes in the catalogue.

Disponibile in tutte le finiture a catalogo.

Disponibile in tutte le finiture a catalogo.





310

## Rettangolare

Sliding door handle

Maniglia per porte scorrevoli



Kit	+	Finish
Kit		Finitura
KR05		C01 
		C02 



## Asti

Door stopper

Fermaporta

ZA



Door stopper	+	Finish
Fermaporta		Finitura
FP05		Available in all the finishes in the catalogue.

Disponibile in tutte le finiture a catalogo.

Disponibile in tutte le finiture a catalogo.



311

# Movements

*Movimenti*

## Gratz with hole - flat

Movement  
*Movimento*



Movement  
*Movimento*  
**MOVGRFOLS**

## Gratz with hole - square Q7

Movement  
*Movimento*



Movement  
*Movimento*  
**MOVGRFOQ7**

## Gratz with hole and bushings

Movement  
*Movimento*



Movement  
*Movimento*  
**MOVGRFOBL**

## Gratz with pins

Movement  
*Movimento*



Movement  
*Movimento*  
**MOVGRPEXX**

## Dkwith spindle and bushings

Movement  
*Movimento*



Movement  
*Movimento*  
**MOVDKFERB**

# Supports

*Supporti*

## Tonda

Support  
*Supporto*



Support <i>Supporto</i>	+	Finish <i>Finitura</i>
<b>SO10</b>		Available in all the finishes in the catalogue. <i>Disponibile in tutte le finiture a catalogo.</i>

## Quadrata

Support  
*Supporto*



Support <i>Supporto</i>	+	Finish <i>Finitura</i>
<b>SO20</b>		Available in all the finishes in the catalogue. <i>Disponibile in tutte le finiture a catalogo.</i>

Art Direction  
OSMO

All rights reserved.

forme®

Forme Handles S.r.l.

Via Ferriera 1 | 25070 Preseglie (BS), Italy

T +39 0365 82 63 00 | [info@formehandles.com](mailto:info@formehandles.com)

[formehandles.com](http://formehandles.com)