

forme®



Contemporary

2024

The Forme product line
dedicated to contemporary
architecture.

Entirely
made
in Italy

formehandles.com



Forme is the main brand of the Frosio Bortolo Group, consisting of 3 distinct product lines to meet different lifestyle needs.

Contemporary is the product line that follows the latest trends of contemporary architecture by reinterpreting them through new languages and shapes. We pride ourselves on being at the forefront, changing perspective, and experimenting.

Forme è il marchio principale del Gruppo Frosio Bortolo declinato in 3 linee distinte per rispondere alle diverse esigenze dell'abitare. Contemporary è la linea che segue i nuovi trend dell'architettura contemporanea reinterpretandoli attraverso linguaggi e forme inedite. Anticipando i tempi, cambiando prospettiva, sperimentando.

**Forever evolving,
since 1952.**

Forme has long been a brand of Frosio Bortolo: a company of excellence with over 70 years of history in the handle industry. Frosio Bortolo is a family business that has maintained its cutting-edge position through integrating its production into a new design dimension, launching several successful brands. Its flagship brand is Forme. A brand that marked the company's 70th anniversary with a new strategy and brand image, which is even more oriented towards contemporary architecture and the challenges of global markets.

*Dal 1952,
nel segno dell'evoluzione.*

Forme è un brand di Frosio Bortolo: azienda di eccellenza nel settore della maniglieria con oltre 70 anni di storia. Una tradizione di famiglia che ha saputo guardare al futuro integrando la sua impronta produttiva in una nuova dimensione progettuale con il lancio di diversi brand di successo. Il suo marchio di punta? Forme. Un brand che in occasione dei 70 anni dell'azienda si rinnova con una nuova strategia e immagine di marca, ancora più orientate all'architettura contemporanea e alle sfide dei mercati globali.



3 generations, a family passion.

The company was created in 1952 by Frosio Bortolo and still bears the name of its founder. Today, the Frosio family continues to manage the company with the same passion and dedication to their work.

Pietro Frosio, son of Bortolo, has been running the company for the past 40 years, supported over time by his sons Omar and Marco. Knowledge, skills and passion, handed down from generation to generation.




3 generazioni, una passione di famiglia.

L'azienda è stata fondata nel 1952 da Frosio Bortolo e porta ancora il nome del suo capostipite. Oggi, la famiglia Frosio continua a gestire la società con la stessa passione e dedizione al lavoro. Pietro Frosio, figlio di Bortolo, guida l'azienda da ormai 40 anni, affiancato nel tempo anche dai figli Omar e Marco. Sapere, competenze e passione tramandate di generazione in generazione.

Always looking forward.

In 1952, at the dawn of the economic boom that would transform Italy from an agricultural country to an industrial power, the founder Bortolo started a cleaning business of handle items. It wasn't long before he moved on to the design, casting and assembly of products. Since then, the company has continued to extend its production by investing in new technologies, cutting-edge machinery and valuable partnerships. We equip ourselves not just with tools, but ideas, to better interpret future trends and anticipate the needs of an increasingly sophisticated clientele.



Una visione da sempre proiettata al futuro.

Nel 1952, all'alba del boom economico che trasformerà l'Italia da Paese agricolo a potenza industriale, il capostipite Bortolo avvia l'attività di pulitura di articoli di maniglieria passando ben presto alla progettazione, fusione e assemblaggio dei prodotti. Da allora, l'azienda ha continuato a estendere la sua produzione investendo in nuove tecnologie, macchinari all'avanguardia e partnership di valore. Idee e strumenti per interpretare al meglio i trend del futuro e anticipare le esigenze di una clientela sempre più sofisticata.



A logo with a secret.

Inside the lettering of the new Forme logo there is a hidden handle, created by lowering the vertical shaft of the letter “f” and detaching it from the horizontal one.

An almost secret detail, it’s a symbol that represents the idea of a discreet, exclusive design, which is revealed little by little. Attentive to what it displays as well as what it hides.

forme

“ The logo is the first building block of change. We wanted to tie ourselves to the past with the use of a lighter lower case lettering, but also firmly distinguish the new path of the brand, with additional details and added personality. ”

OSMO

Un logo da scoprire.

All'interno del lettering del nuovo logo Forme è presente una maniglia nascosta, creata abbassando l'asta verticale della lettera “f” e staccandola da quella orizzontale.

Un dettaglio quasi segreto, un simbolo che rappresenta l'idea di un design discreto, esclusivo, che si svela poco a poco, attento a ciò che mostra così come a ciò che nasconde.

“Il logo è il primo mattoncino del cambiamento. Volevamo legarci al passato con l'utilizzo di un lettering minuscolo più leggero ma con l'aggiunta di un dettaglio che conferisce personalità e contraddistingue il nuovo percorso del brand.” OSMO

All aspects of our DNA.

01. Endless Research.

Someone once said talent is 1% inspiration and 99% sweat. The sweat of those who study, develop, experiment with and love research in its purest form. It is what unites knowledge, seeks to always find meaning and create beauty through nourishing ideas.




01. Ricerca infinita.

Come diceva qualcuno, il talento è 1% ispirazione e 99% sudore. Il sudore di chi studia, approfondisce, sperimenta e ama la ricerca nella sua veste più pura. Quella che unisce i saperi, che indaga il senso delle cose, che si nutre di bellezza.

02. The courage of ideas.

To innovate means to dare. Not just tolerating risk but celebrating it - investing time and resources into an idea and walking unexplored paths without knowing the destination. We believe in the curiosity to discover, day by day, what lies beyond the horizon.



02. Il coraggio delle idee.

Innovare significa osare. Accettare un rischio. Investire tempo e risorse in un'idea e percorrere sentieri inesplorati senza conoscere la destinazione. La curiosità di scoprire, giorno per giorno, cosa c'è dietro l'orizzonte.

03. Achieving true quality.

We are Italians who have been making handles entirely within Italy for 70 years. But this is not enough to guarantee the quality of a product. True quality comes through a way of being, thinking and acting. It is worth more than any certification or length of history.



03. La qualità non basta.

Siamo italiani, realizziamo maniglie da 70 anni e la produzione è interamente made in Italy. Ma questo non basta per garantire la qualità di un prodotto. Perché la vera qualità è un modo di essere, pensare, agire, e vale più di qualsiasi certificazione.

04. Ongoing experimentation.

Try, make mistakes, improve and try again. The success of a project arises from a process of continuous experimentation where the error is part of the journey. A wrong step can sometimes put you on the right course to create something truly unique.



04. Sperimentazione continua.

Provare, sbagliare, migliorare e riprovare. Il successo di un progetto nasce da un processo di sperimentazione continua dove l'errore fa parte del gioco. Una strada sbagliata può essere a volte la giusta rotta per creare davvero qualcosa di unico.

05. Lateral thinking.

Nothing is created and nothing is destroyed. But everything is transformed, as long as you change your point of view. In a world where everything has already been seen and experienced, it is our unprecedented perspective that really can make the difference.




05. Pensare laterale.

Nulla si crea e nulla si distrugge ma tutto si trasforma: a patto di cambiare punto di vista. In un mondo dove tutto è stato già fatto, visto, masticato, è il nostro sguardo personale e la nostra inedita prospettiva a fare davvero la differenza.

06. Return to design.

Today that the word design has almost lost its meaning, we find its essence by returning to its roots. In the collaboration with designers of different cultures and visions, in the continuous contamination, in the fusion of experiences.



06. Ritorno al design.

Oggi che la parola design ha quasi perso di significato, ne ritroviamo il senso tornando alla sua radice. Nella collaborazione con designer di culture e visioni diverse, nella contaminazione continua, nella fusione di esperienze.

07. Sustainable action.

We believe in a sustainable future and that comes through committed action, day after day. Doing, not just being. We are lucky enough to work in a valley surrounded by greenery and we know how important it is to safeguard the beautiful planet that hosts us.



07. Fare sostenibile.

Crediamo in un futuro sostenibile che diventa azione concreta, giorno dopo giorno. Fare, più di essere. Abbiamo la fortuna di lavorare in una valle immersa nel verde e sappiamo quanto sia bello e importante salvaguardare il pianeta che ci ospita.

Choosing the ideal finish.

Forme handles are all made of brass or zamak - an alloy made up of zinc, aluminum, magnesium and copper. In addition to traditional finishes and special materials, two innovative finishes are available: Cleantouch[®] bacterial protection and Ecotech[®] ecological treatment. Two solutions opening the door to the future.

All the handles are presented in the catalogue in four finishes, chosen ad hoc. Finishes are available on request when purchasing large quantities for all product families in the collection.

Materials



BRASS
OTTONE



ZAMAK
ZAMA

Scegli la finitura ideale.

Le maniglie Forme sono tutte realizzate in ottone o zama - una lega composta da zinco, alluminio, magnesio e rame. Oltre alle finiture tradizionali e ai materiali speciali sono disponibili due finiture innovative: la protezione batterica Cleantouch[®] e il trattamento ecologico Ecotech[®]. Due soluzioni per aprire la porta al futuro.

Tutte le maniglie sono presentate a catalogo in 4 finiture scelte ad hoc. Finiture su richiesta sono disponibili per grandi quantitativi per tutte le famiglie di prodotti della collezione.

Cleantouch[®].

Hygiene at your fingertips.

As the pandemic continuously taught us, hands are one of the main carriers of bacteria. But Cleantouch[®], available on various Forme models, has a special antibacterial layer that protects the surface of the handle from microbes.

External tests have shown that the Cleantouch[®] treatment reduces bacterial activity by 99.9%. How? Thanks to the silver ions that penetrate the bacteria membrane, eliminating germs and limiting their reproduction.



ANTIBACTERIAL PROTECTION
PROTEZIONE ANTIBATTERICA

Cleantouch[®].

Igiene a portata di mano.

Le mani sono uno dei principali vettori di batteri. Per questo su diversi modelli Forme è disponibile Cleantouch[®]: uno speciale strato antibatterico che protegge la superficie della maniglia dai microbi.

Test esterni hanno dimostrato che il trattamento Cleantouch[®] riduce del 99,9% l'attività batterica. Come? Grazie agli ioni d'argento che penetrano la membrana dei batteri, eliminando i germi e limitandone la riproduzione.

Ecotech®.

Less energy, more performance.

The world is evolving. Sustainability is increasingly becoming the protagonist of corporate decisions and technology is creating new green innovations, such as Ecotech®.

Ecotech® is a special metal coating that guarantees a lower environmental impact, a healthier workplace and improvements in terms of resistance, uniformity, and bond between film, substrate and color options.

Ecotech® can be used on all Forme models. A sustainable commitment that meets the highest production quality.

Choose the Ecotech finish to give sustainable value to your projects and encourage an increasingly green production.

20



ECOLOGICAL FINISHING
FINITURA ECOLOGICA



UL SAFETY MARK
MARCHIO DI SICUREZZA UL

Ecotech®.

Meno energia, più performance.

Il mondo evolve, la sostenibilità diventa sempre più protagonista delle scelte aziendali e la tecnologia lancia nuove innovazioni green, come Ecotech®. Uno speciale rivestimento dei metalli che garantisce un minore impatto ambientale, un luogo di lavoro più sano per le persone e performance superiori in termini di resistenza, uniformità, legame tra film e substrato e opportunità di colorazioni.

Ecotech® può essere impiegato su tutti i modelli Forme. Un impegno sostenibile che incontra la massima qualità produttiva. Scegli la finitura Ecotech per dare un valore sostenibile ai tuoi progetti e favorire una produzione sempre più green.

Ecotech® Finishes

Finiture Ecotech®



B11
Pearl Bronze
Bronzo Perla



B31
Matt White
Bianco Opaco



C06
Pearl Grey
Grigio Perla



C22
Satin Silver
Argento Satinato



G01
Graphite
Grafite



N02
Satin Nickel
Nichel Satinato



N16
Pearl Nickel
Nichel Perla



N52
Matt Black
Nero Opaco



S02
Brassed Satin Matt
Ottonato Satinato Opaco

21

PATENTED ©
N° 102022000011261

A patented, ecological and innovative treatment, with integrated antibacterial protection. Up to 5 times longer life without the use of harmful substances and zero CO2 emissions.

Un trattamento brevettato, ecologico e innovativo fino a 5 volte più resistente, senza l'utilizzo di sostanze nocive e zero emissioni di CO2, con in più una protezione antibatterica integrata.

Traditional Finishes

Finiture tradizionali



B01
Scratched Polished Bronze
Bronzo Graffiato Lucido



B03
Scratched Bronze
Bronzo Graffiato Opaco



C01
Polished Chrome
Cromo Lucido



C02
Satin Chrome
Cromo Satinato



L01
Polished Brass
Ottone Lucido Verniciato



N29
Rose Nickel
Nichel Rosa



O01
Polished Gold
Oro Lucido



P01
Gold PVD
PVD Oro




P02
Satin Gold PVD
PVD Oro Satinato



P53
Scratched Matt Pewter
Peltro Graffiato Opaco

Special Materials *

*Materiali Speciali **



Knurling
Horizontal Knurling
Godronatura Orizzontale



Knurling
Vertical Knurling
Godronatura Verticale



Knurling
Rhombus Knurling
Godronatura Rombo



Marble
White Carrara Marble
Marmo Bianco Carrara



Marble
Marquina Black Marble
Marmo Nero Marquina



Marble
Emperador Brown Marble
Marmo Marrone Emperador



Wood
Canaletto Walnut
Noce Canaletto



Wood
Natural Oak
Rovere Naturale



Our special materials are only applied to some product families of this collection. They are not available on all product lines.

I nostri materiali speciali vengono applicati solo ad alcune famiglie di prodotto della collezione e non sono applicabili ad altre linee.

Rosettes.

Our wide range of rosettes are suitable for any need; from the more basic round and square to the most sought after designs, with a reduced thickness that almost sinks into the door.

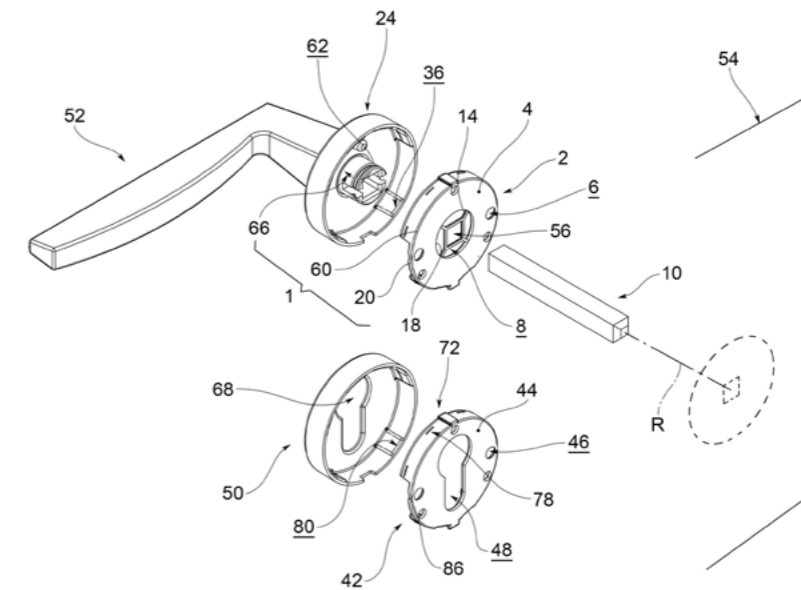
Rosette.

La nostra gamma di rosette offre un'ampia scelta adatta a qualsiasi esigenza; dalle più ordinarie tonda e quadra alle più ricercate dallo spessore ridotto che arriva quasi a scomparire nella porta.

Fixa system.

Free of plastic parts and made entirely of metal, our new rosette mounting mechanism guarantees faster installation times, greater positioning accuracy and greater sealant performance over time.

This is thanks to particular mechanical devices, such as pressure locking, which makes the installation process quick and easy; the self-centering system of the panel, which guarantees the correct positioning of the rosette during assembly; and the presence of guide grooves, which ensure the stability and immovability of the rosette once installed.



Sistema Fixa.

Completamente in metallo e privo di parti in plastica, il nostro nuovo meccanismo di montaggio delle rosette, garantisce tempi d'installazione più rapidi, maggiore precisione nel posizionamento e maggior tenuta nel tempo.

Tutto questo grazie a particolari accorgimenti meccanici, quali il bloccaggio a pressione, che rende rapido e veloce lo svolgimento del lavoro; il sistema auto-centrante del quadro, che garantisce il corretto posizionamento della rosetta in fase di montaggio; la presenza di scanalature guida, che assicurano la stabilità e inamovibilità della rosetta una volta installata.

PATENTED ©
N° 102016000038633



Fixa Round - RFT

Round rosette with a diameter of 50 mm and a height of 10 mm, with a patented fixing system entirely in metal alloy.

Rosetta tonda di diametro 50 mm e altezza 10 mm, con sistema di fissaggio brevettato interamente in lega metallica.



Fixa Square - RFQ

Square rosette 50x50 mm and height 10 mm, with patented fixing system entirely in metal alloy.

Rosetta quadra 50x50 mm e altezza 10 mm, con sistema di fissaggio brevettato interamente in lega metallica.



Minimal Round - RMT

Round rosette in metal alloy with minimal bulk, which almost disappears in the door.

Rosetta tonda in lega metallica dall'ingombro minimo, che quasi scompare nella porta.



Minimal Square - RMQ

Small square rosette in metal alloy, which almost disappears in the door.

Rosetta quadra in lega metallica dall'ingombro minimo, che quasi scompare nella porta.



Slim Round - RST

Round rosette with a diameter of 50 mm and a height of 5 mm, with under-rosette entirely in metal alloy, with built-in spring.

Rosetta tonda di diametro 50 mm e altezza 5 mm, con sottorosetta interamente in lega metallica, con molla incorporata.



Slim Square - RSQ

Square rosette 50x50 mm and height 5 mm, with under-rosette entirely in metal alloy, with built-in spring.

Rosetta quadra 50x50 mm e altezza 5 mm, con sottorosetta interamente in lega metallica, con molla incorporata.



Fixa Icon - RIC

Rectangular rosette 50x35 mm and height 10 mm, with patented fixing system entirely in metal alloy.

Rosetta rettangolare 50x35 mm e altezza 10 mm, con sistema di fissaggio brevettato interamente in lega metallica.



Rectangular Dk - RRD

Rectangular rosette for DK 30x65 mm, with 4 clicks iron movement.

Rosetta rettangolare per DK 30x65 mm, con movimento 4 scatti in ferro.



Oval Dk - ROD

Oval rosette for DK available in two versions: 30x65 mm with 4 click movement in iron and 28x64 mm with 4 click movement in plastic.

Rosetta ovale per DK disponibile in due versioni: 30x65 mm con movimento 4 scatti in ferro e 28x64 mm con movimento 4 scatti in plastica.



Designers.

Our name is the expression of a brand that is always looking for new, contemporary forms to represent a constantly-evolving approach to design. To achieve this we collaborate with a selection of designers and design studios, both in Italy and around the world. A diversity of nationalities, sensibilities, cultures and visions help to reimagine all the forms that a handle can take.

Designers.

Il nostro nome è l'espressione di un brand da sempre alla ricerca di nuove forme contemporanee per raccontare un design in continua evoluzione. Troviamo la risposta nella collaborazione con una selezione di designer e studi di design, in Italia e nel mondo. Nazionalità e sensibilità diverse, culture e visioni differenti per raccontare tutte le forme che può assumere una maniglia.

Ciani Billi Design

Ciani Billi Design was born from the union between Francesca Ciani - of artistic training - and Renzo Billi, a graduate in Mechanical Engineering. Together they collaborate with studios and businesses in the development of furnishing elements and objects of contemporary living, combining their experiences in integrated stylistic technical projects. Their works have been selected for various competitions around the world and are marketed in Italy and abroad.

Antares	P 170 - 173
Artemide	P 184 - 187
Elettra	P 188 - 191
Horus	P 84 - 87
Infinity	P 118 - 119
Naxos	P 178 - 183
Penta	P 128 - 131
Venus	P 174 - 177

Ciani Billi Design nasce dall'unione tra Francesca Ciani - di formazione artistica - e Renzo Billi, laureato in Ingegneria Meccanica. Insieme collaborano con studi e aziende allo sviluppo di elementi di arredo e oggetti dell'abitare contemporaneo combinando le loro esperienze in un progetto tecnico stilistico integrato. I loro lavori sono stati selezionati per diversi concorsi in tutto il mondo e sono commercializzati in Italia e all'estero.

Alessandro Elli

After completing a Masters in Industrial Design and a longstanding collaboration with Paola Navona, Alessandro Elli focuses on the industrial product, along with projects dedicated to the interior design of residential and collective spaces. He believes in a rigorous methodology, direct confrontation with the customer, innovation and essentiality with a touch of irony. It's a design synthesis that comprises careful research and analysis of every detail.

Soho	P 92 - 95
------	-----------

Dopo il Master in Industrial Design e una lunga collaborazione con Paola Navona, Alessandro Elli si concentra sul prodotto industriale con progetti dedicati anche all'interior design di spazi residenziali e collettivi. Crede in una metodologia rigorosa, il confronto diretto con il cliente, l'innovazione e l'essenzialità con un tocco di ironia. Una sintesi progettuale che passa attraverso un'accurata ricerca e l'analisi di ogni dettaglio.

Sergio Mori

Mori has made versatility his strength: interiors, taps, lamps, stools, fashion and accessories, all the way up to the “ME scooter”. He has won the 18th Compasso d’Oro ADI and other prestigious awards, has collaborated with designers of the caliber of Fabrizio Bertero, and has taught design at the LABA in Brescia and at the IED in Milan. His unshakable motive is a hunger for information: because only new knowledge allows us to reach new horizons.

Monza P 240 - 243

Pavia P 232 - 235

Mori ha fatto della versatilità il suo punto di forza: interni, rubinetteria, sanitari, lampade, sgabelli, moda e accessori, fino allo “scooter ME”. Ha vinto il 18° Compasso d’Oro ADI e altri premi prestigiosi, ha collaborato con designer del calibro di Fabrizio Bertero e ha insegnato design alla LABA di Brescia e allo IED di Milano. Il suo mantra è la fame di informazioni: perché solo le nuove conoscenze ci permettono di raggiungere nuovi orizzonti.

OSMO

OSMO is a multidisciplinary team of designers who work on brand, product and experience design projects by questioning the status quo and building value and cultural relationships. The desire to explore new perspectives is the basis of the research that guides every Osmo project. The studio collaborates with Italian and international brands that share their passion to evolve and create meaningful, future-proof projects.

Gas P 40 - 45

Gas Groove P 46 - 51

Gas Plain P 52 - 57

Shinobi P 58 - 63

Shinobi Groove P 64 - 69

Shinobi Special P 70 - 75

OSMO è un team di designer multidisciplinare che lavora a progetti di brand, product ed experience design mettendo in discussione lo status quo e costruendo valore e relazioni culturali. La voglia di esplorare nuove prospettive è alla base della ricerca che guida ogni progetto di Osmo. Lo studio collabora con brand italiani e internazionali che condividono il desiderio di evolversi e creare progetti significativi, a prova di futuro.

Śliwińska - Kęska

Śliwińska & Kęska Design Studio specializes in creating original ideas for the design of handles: ‘the highlight of the entire building, as the first and last architectural object we touch.’ Together, Ewa Śliwińska and Piotr Kęska form a harmonious duo successfully combining functionality and timeless beauty. The studio has created projects for the top handle manufacturers across Europe and the rest of the world.

























Galaxy P 162 - 165

























Moon P 158 - 161


Sky P 150 - 153

Sun P 166 - 169

Sliwinka & Keska Design Studio è specializzato nella creazione di idee originali per la progettazione di maniglie: l'elemento clou dell'intero edificio, in quanto primo e ultimo oggetto di architettura che tocchiamo. Insieme, Ewa Śliwińska e Piotr Kęska formano un duo armonioso combinando con successo funzionalità e bellezza senza tempo. Lo studio ha creato progetti per i migliori produttori di maniglie, in Europa e nel mondo.

 New	 New	 New	 New
Gas 40 - 45	Gas Groove 46 - 51	Gas Plain 52 - 57	Shinobi 58 - 63
 New	 New		
Shinobi Groove 64 - 69	Shinobi Special 70 - 75	Alila 76 - 79	Idea 80 - 83
			
Horus 84 - 87	Alba 88 - 91	Soho 92 - 95	Luck 96 - 101
			
City 102 - 105	Viva 106 - 111	Alya 112 - 117	Infinity 118 - 119
			
London 120 - 123	Leeds 124 - 127	Penta 128 - 131	Icon 132 - 135
			
Icon Groove 136 - 137	Icon Special 138 - 141	Eos 142 - 145	Elle 146 - 149

			
Sky 150 - 153	Time 154 - 157	Moon 158 - 161	Galaxy 162 - 165
			
Sun 166 - 169	Antares 170 - 173	Venus 174 - 177	Naxos 178 - 183
			
Artemide 184 - 187	Elettra 188 - 191	Solis 192 - 195	Milly 196 - 199
			
Diana 200 - 203	Alice 204 - 207	Vanessa 208 - 211	Boston 212 - 215
			
Minerva 216 - 219	Hammer 220 - 223	Olimpia 224 - 227	Genevra 228 - 231
			
Pavia 232 - 235	Chicago 236 - 239	Monza 240 - 243	Betty 244 - 247



Genova
248 - 251



Paola
252 - 255



Innova
256 - 259



Crystal
260 - 263



Foglia
264 - 267



Lorena
268 - 271

88 - 91

Alba

by Forme

ZA

204 - 207

Alice

by Forme

ZA

76 - 79

Alila

by Forme

ZA

112 - 117

Alya

by Forme

BR

170 - 173

Antares

by Ciani Billi Design

ZA

184 - 187

Artemide

by Ciani Billi Design

ZA

244 - 247

Betty

by Forme

ZA

212 - 215

Boston

by Kawajun

BR

ZA

236 - 239

Chicago

by Kawajun

BR

ZA

102 - 105

City

by Forme

BR

260 - 263

Crystal

by Forme

ZA

200 - 203

Diana

by Forme

ZA

188 - 191

Elettra

by Ciani Billi Design

ZA

146 - 149

Elle

by Forme

ZA

142 - 145

Eos

by Forme

ZA

264 - 267

Foglia

by Forme

ZA

162 - 165

Galaxy

by Śliwińska - Kęska

ZA

40 - 45

Gas^{NEW}

by OSMO

BR

ZA

46 - 51

Gas Groove^{NEW}

by OSMO

BR

ZA

52 - 57

Gas Plain^{NEW}

by OSMO

BR

ZA

248 - 251

Genova

by Forme

BR

228 - 231

Ginevra

by Forme

ZA

220 - 223

Hammer

by Forme

ZA

84 - 87

Horus

by Ciani Billi Design

ZA

132 - 135

Icon

by Forme

ZA

136 - 137

Icon Groove

by Forme

ZA

138 - 141

Icon Special

by Forme

ZA

80 - 83

Idea

by Forme

ZA

118 - 119

Infinity

by Ciani Billi Design

ZA

256 - 259

Innova

by Forme

ZA

124 - 127	Leeds	by Forme	(ZA)
120 - 123	London	by Forme	(ZA)
268 - 271	Lorena	by Forme	(ZA)
96 - 101	Luck	by Forme	(BR)
196 - 199	Milly	by Forme	(ZA)
216 - 219	Minerva	by Kawajun	(ZA)
240 - 243	Monza	by Sergio Mori	(BR) (ZA)
158 - 161	Moon	by Śliwińska - Kęska	(ZA)
178 - 183	Naxos	by Ciani Billi Design	(ZA)
224 - 227	Olimpia	by Kawajun	(ZA)
252 - 255	Paola	by Kawajun	(ZA)
232 - 235	Pavia	by Sergio Mori	(BR)
128 - 131	Penta	by Ciani Billi Design	(ZA)
58 - 63	Shinobi ^{NEW}	by OSMO	(BR) (ZA)
64 - 69	Shinobi Groove ^{NEW}	by OSMO	(BR) (ZA)
70 - 75	Shinobi Special ^{NEW}	by OSMO	(BR) (ZA)
150 - 153	Sky	by Śliwińska - Kęska	(ZA)
92 - 95	Soho	by Alessandro Elli	(ZA)
192 - 195	Solis	by Forme	(ZA)
166 - 169	Sun	by Śliwińska - Kęska	(ZA)
154 - 157	Time	by Forme	(ZA)
208 - 211	Vanessa	by Forme	(ZA)
174 - 177	Venus	by Ciani Billi Design	(ZA)
106 - 111	Viva	by Forme	(BR)

273 - 279

Pull handles

Maniglioni

280 - 285


Furniture handles & knobs

Maniglie e pomoli per mobile

286 - 307

More

Altro



40

Gas

design by OSMO

Gas is the contemporary reinterpretation of the common industrial flat lever handle, historically created through bending sheet metal. It is from these origins that the Gas handle is generated.

Gas è la rivisitazione in chiave contemporanea della comune maniglia a leva piatta industriale ottenuta attraverso la piegatura della lamiera. È proprio da queste pieghe che si genera l'impugnatura di Gas.

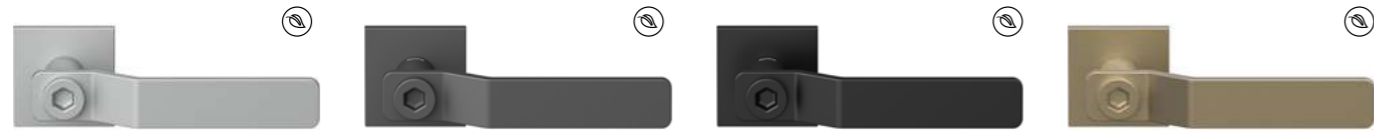


41

“A handle which
nods to the past while
looking to the future.”

Finishes

Finiture

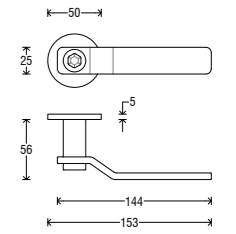


- C06**
Pearl Chrome
Cromo Perla
- G01**
Graphite
Grafite
- N52**
Matt Black
Nero Opaco
- S02**
Brassed Satin Matt
Ottonato Satinato Opaco

Handle on round rosette *Maniglia su rosetta tonda*



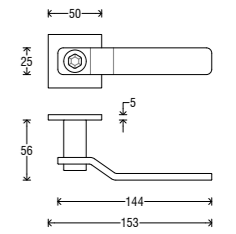
Handle <i>Impugnatura</i>	Rosette <i>Rosetta</i>	Finish <i>Finitura</i>
A535	RSXTO (Slim)	C06
		G01
		N52
		S02



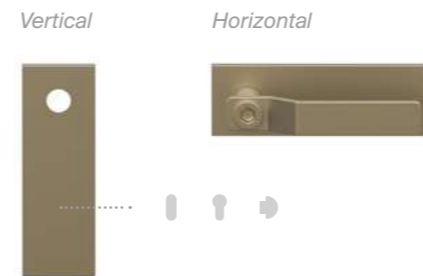
Handle on square rosette *Maniglia su rosetta quadra*



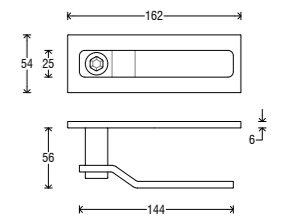
Handle <i>Impugnatura</i>	Rosette <i>Rosetta</i>	Finish <i>Finitura</i>
A535	RSXQO (Slim)	C06
		G01
		N52
		S02



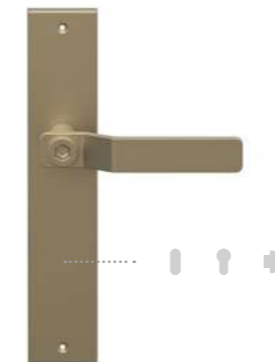
Handle on Short Q plate *Maniglia su placca Short Q*



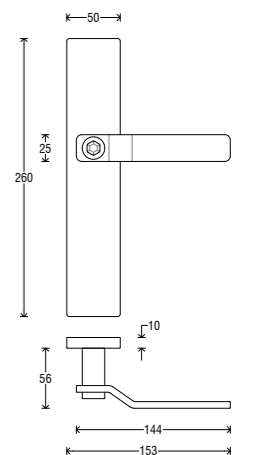
Handle <i>Impugnatura</i>	Plate <i>Placca</i>	Finish <i>Finitura</i>
A535	PSQ	C06
		G01
		N52
		S02



Handle on Asti plate *Maniglia su placca Asti*




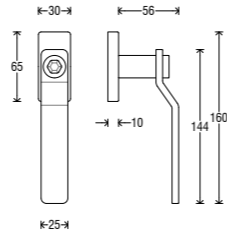
Handle <i>Impugnatura</i>	Plate <i>Placca</i>	Finish <i>Finitura</i>
A535	P06 C	C06
	P06 O	G01
	P06 Y	N52
	P06 W	S02




DK (Dry Keep) on rectangular rosette
DK su rosetta rettangolare



Handle Impugnatura	Rosette Rosetta	Finish Finitura
D535	RRD	C06
		G01
		N52
		S02





46

Gas Groove

design by OSMO

Gas Groove is the twin of the Gas handle. The same industrial spirit but with a knurled detail that adds an element of unprecedented elegance for a product with a solid and compact mood.

Gas Groove è la gemella della maniglia Gas. Lo stesso spirito industriale ma con un dettaglio godronato che aggiunge un elemento di inedita eleganza in un progetto dal mood solido e compatto.



47

“Industrial inspiration with a touch of exclusivity.”

Finishes

Finiture



C06
Pearl Chrome
Cromo Perla



G01
Graphite
Grafite



N52
Matt Black
Nero Opaco

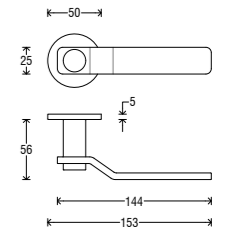


S02
Brassed Satin Matt
Ottonato Satinato Opaco

Handle on round rosette *Maniglia su rosetta tonda*



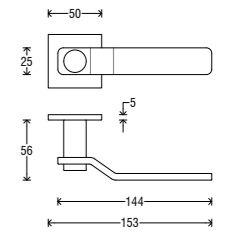
Handle <i>Impugnatura</i>	Rosette <i>Rosetta</i>	Finish <i>Finitura</i>
A536	RSXTO (Slim)	C06
		G01
		N52
		S02



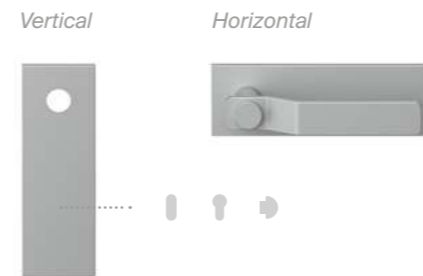
Handle on square rosette *Maniglia su rosetta quadra*



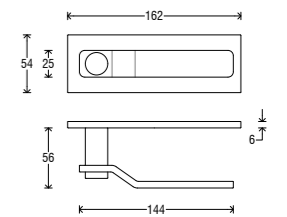
Handle <i>Impugnatura</i>	Rosette <i>Rosetta</i>	Finish <i>Finitura</i>
A536	RSXQO (Slim)	C06
		G01
		N52
		S02



Handle on Short Q plate *Maniglia su placca Short Q*



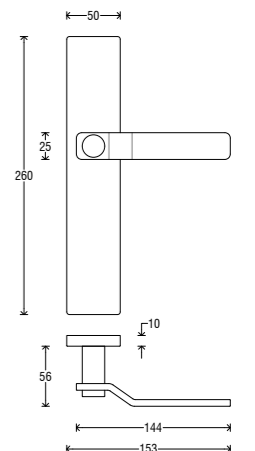
Handle <i>Impugnatura</i>	Plate <i>Placca</i>	Finish <i>Finitura</i>
A536	PSQ	C06
		G01
		N52
		S02



Handle on Asti plate *Maniglia su placca Asti*



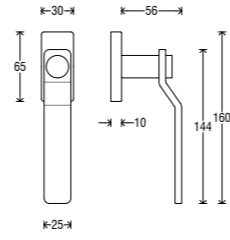
Handle <i>Impugnatura</i>	Plate <i>Placca</i>	Finish <i>Finitura</i>
A536	P06 C	C06
	P06 O	G01
	P06 Y	N52
	P06 W	S02




DK (Dry Keep) on rectangular rosette
DK su rosetta rettangolare



Handle Impugnatura	Rosette Rosetta	Finish Finitura
D536	RRD	C06
		G01
		N52
		S02





52

Gas Plain

design by OSMO

Gas Plain is the essential reinterpretation of the Gas handle. Its design simplifies forms and elevates the folds as the undisputed protagonists of this minimal and timeless version.

Gas Plain è la rivisitazione in chiave essenziale della maniglia Gas. Un design che semplifica le forme e rende le pieghe protagoniste indiscusse di questa versione minimale e senza tempo.

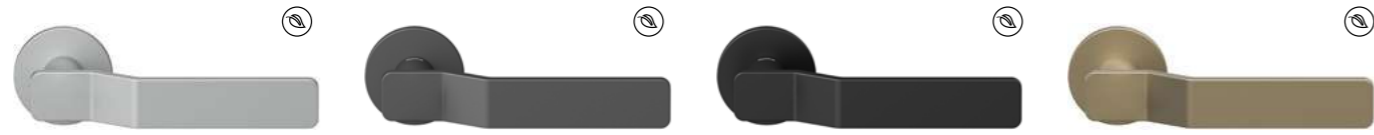


53

“Folds taking the spotlight from essential shapes.”

Finishes

Finiture

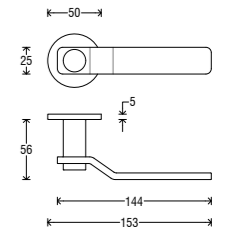


- C06**
Pearl Chrome
Cromo Perla
- G01**
Graphite
Grafite
- N52**
Matt Black
Nero Opaco
- S02**
Brassed Satin Matt
Ottonato Satinato Opaco

Handle on round rosette *Maniglia su rosetta tonda*



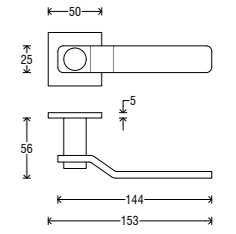
Handle <i>Impugnatura</i>	Rosette <i>Rosetta</i>	Finish <i>Finitura</i>
A534	RSXT0 (Slim)	C06
		G01
		N52
		S02



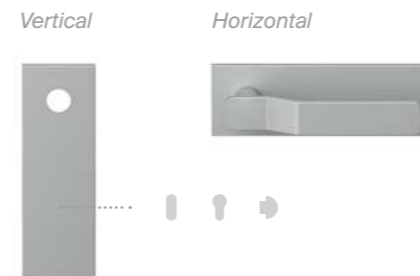
Handle on square rosette *Maniglia su rosetta quadra*



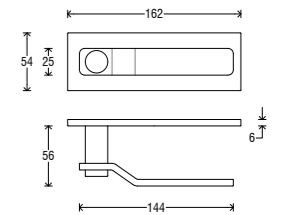
Handle <i>Impugnatura</i>	Rosette <i>Rosetta</i>	Finish <i>Finitura</i>
A534	RSXQ0 (Slim)	C06
		G01
		N52
		S02



Handle on Short Q plate *Maniglia su placca Short Q*



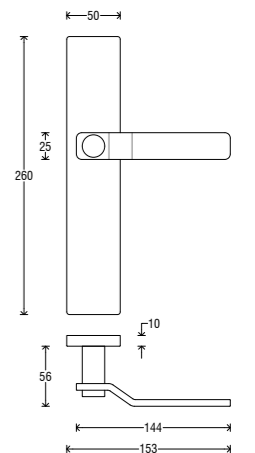
Handle <i>Impugnatura</i>	Plate <i>Placca</i>	Finish <i>Finitura</i>
A534	PSQ	C06
		G01
		N52
		S02



Handle on Asti plate *Maniglia su placca Asti*



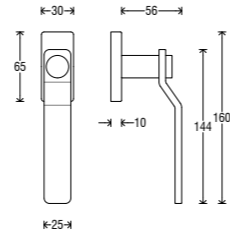
Handle <i>Impugnatura</i>	Plate <i>Placca</i>	Finish <i>Finitura</i>
A534	P06 C	C06
	P06 O	G01
	P06 Y	N52
	P06 W	S02



DK (Dry Keep) on rectangular rosette
DK su rosetta rettangolare




Handle Impugnatura	Rosette Rosetta	Finish Finitura
D534	RRD	C06
		G01
		N52
		S02





“Slicing through the traditional handle, creating an entirely new shape.”



Shinobi

design by OSMO

For Shinobi, one cut perfectly splits the iconic shape of the handle, creating an evocative, reimagined design. Two suspended elements that harmonise and impress.

In Shinobi un taglio rompe idealmente la forma iconica della maniglia creando un nuovo equilibrio di grande forza evocativa. Due elementi sospesi che si ritrovano in perfetta armonia.

Finishes

Finiture



B11
Pearl Bronze
Bronzo Perla



B31
Matt White
Bianco Opaco



C01
Polished Chrome
Cromo Lucido



C02
Satin Chrome
Cromo Satinato



N16
Pearl Nickel
Nichel Perla



N52
Matt Black
Nero Opaco



P01
Gold PVD
PVD Oro

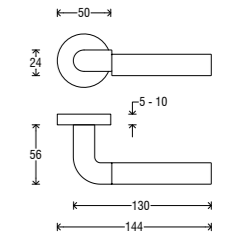


S02
Brassed Satin Matt
Ottonato Satinato Opaco

Handle on round rosette *Maniglia su rosetta tonda*



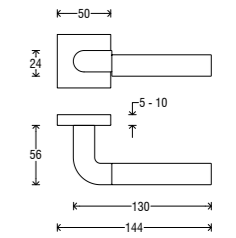
Handle <i>Impugnatura</i>	Rosette <i>Rosetta</i>	Finish <i>Finitura</i>
A522	RFXTO (Fixa) RSXTO (Slim)	B11 B31 C01 C02 N16 N52 P01 S02



Handle on square rosette *Maniglia su rosetta quadra*



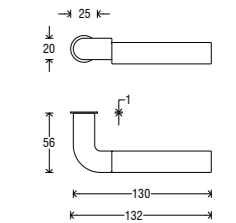
Handle <i>Impugnatura</i>	Rosette <i>Rosetta</i>	Finish <i>Finitura</i>
A522	RFXQ0 (Fixa) RSXQ0 (Slim)	B11 B31 C01 C02 N16 N52 P01 S02



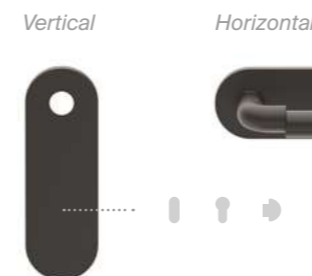
Handle on minimal round rosette *Maniglia su rosetta minimal tonda*



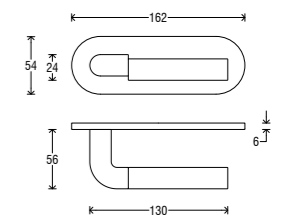
Handle <i>Impugnatura</i>	Rosette <i>Rosetta</i>	Finish <i>Finitura</i>
A522	RMT	B11 B31 C01 C02 N16 N52 P01 S02



Handle on Short T plate *Maniglia su placca Short T*



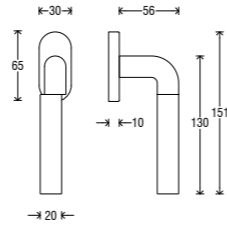
Handle <i>Impugnatura</i>	Rosette <i>Rosetta</i>	Finish <i>Finitura</i>
A522	PST	B11 B31 C01 C02 N16 N52 P01 S02



DK (Dry Keep) on oval rosette
DK su rosetta ovale



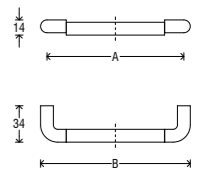
Handle Impugnatura	Rosette Rosetta	Finish Finitura
D522	ROD	B11
		B31
		C01
		C02
		N16
		N52
		P01
		S02



Furniture handle
Maniglietta per mobile



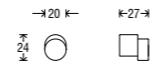
Handle Impugnatura	Finish Finitura
E522	B11
	B31
	C01
	C02
	N16
	N52
	P01
	S02



Furniture knob
Pomolo per mobile



Handle Impugnatura	Finish Finitura
PM14	B11
	B31
	C01
	C02
	N16
	N52
	P01
	S02

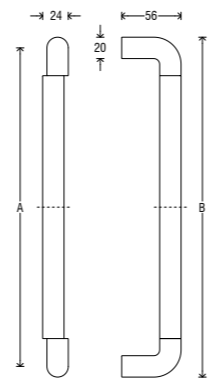


VERSIONS	A (mm)	B (mm)
01	128	140
02	160	172
03	192	204
04	224	236
05	320	332
06	500	512
07	700	712

Pull handle
Maniglione



Pull handle Maniglione	Finish Finitura
MG59	B11
	B31
	C01
	C02
	N16
	N52
	P01
	S02

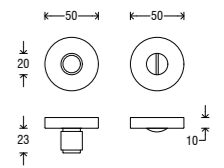


VERSIONS	A (mm)	B (mm)
X0A	445	467
X0B	645	667
X0C	865	887

Turn & release set
Set Nottolino



Turn & release Nottolino	Rosette Rosetta	Finish Finitura
NS36	RFXTO	B11
		B31
		C01
		C02
		N16
		N52
		P01
		S02






Shinobi Groove

design by OSMO

The Groove version of Shinobi features a knurling on the final part of the handle. A texture that enriches the design and reinforces the ergonomics of the structure.

La versione Groove di Shinobi presenta una godronatura sulla parte finale dell'impugnatura. Una texture che arricchisce il disegno e rafforza l'ergonomia della struttura.

“A texture creating a new feeling, in more ways than one.”



Finishes

Finiture



B11
Pearl Bronze
Bronzo Perla



B31
Matt White
Bianco Opaco



C01
Polished Chrome
Cromo Lucido



C02
Satin Chrome
Cromo Satinato



N16
Pearl Nickel
Nichel Perla



N52
Matt Black
Nero Opaco



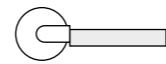
P01
Gold PVD
PVD Oro



S02
Brass Satin Matt
Ottonato Satinato Opaco

Processing

Lavorazioni



KNURLS GODRONATURE



A523
Vertical Knurling
Godronatura Verticale



A524
Horizontal Knurling
Godronatura Orizzontale

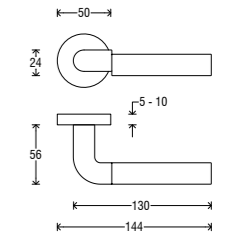


A525
Rhombus Knurling
Godronatura Rombo

Handle on round rosette *Maniglia su rosetta tonda*



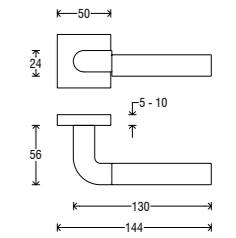
Handle <i>Impugnatura</i>	Rosette <i>Rosetta</i>	Finish <i>Finitura</i>
A523	RFXTO (Fixa)	B11
A524	RSXTO (Slim)	B31
A525		C01
		C02
		N16
		N52
		P01
		S02



Handle on square rosette *Maniglia su rosetta quadra*



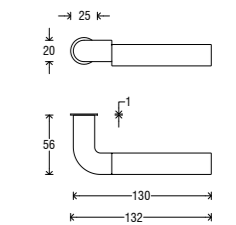
Handle <i>Impugnatura</i>	Rosette <i>Rosetta</i>	Finish <i>Finitura</i>
A523	RFXQ0 (Fixa)	B11
A524	RSXQ0 (Slim)	B31
A525		C01
		C02
		N16
		N52
		P01
		S02



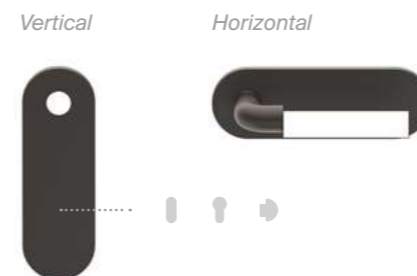
Handle on minimal round rosette *Maniglia su rosetta minimal tonda*



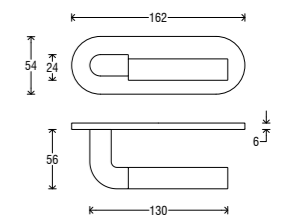
Handle <i>Impugnatura</i>	Rosette <i>Rosetta</i>	Finish <i>Finitura</i>
A523	RMT	B11
A524		B31
A525		C01
		C02
		N16
		N52
		P01
		S02



Handle on Short T plate *Maniglia su placca Short T*



Handle <i>Impugnatura</i>	Rosette <i>Rosetta</i>	Finish <i>Finitura</i>
A523	PST	B11
A524		B31
A525		C01
		C02
		N16
		N52
		P01
		S02

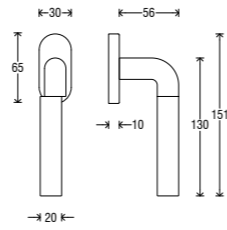


DK (Dry Keep) on oval rosette

DK su rosetta ovale



Handle Impugnatura	Rosette Rosetta	Finish Finitura
D523	ROD	B11
D524		B31
D525		C01
		C02
		N16
		N52
		P01
		S02

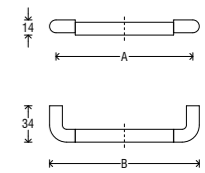


Furniture handle

Maniglietta per mobile



Handle Impugnatura	Finish Finitura
E523	B11
E524	B31
E525	C01
	C02
	N16
	N52
	P01
	S02

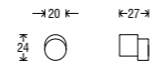


Furniture knob

Pomolo per mobile



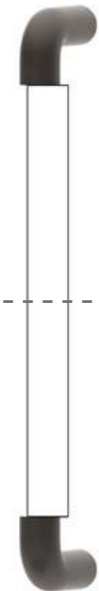
Handle Impugnatura	Finish Finitura
PM15	B11
PM16	B31
PM17	C01
	C02
	N16
	N52
	P01
	S02



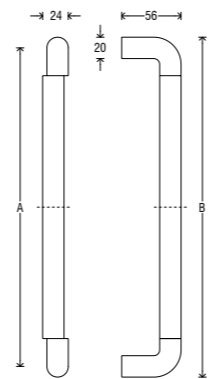
VERSIONS	A (mm)	B (mm)
01	128	140
02	160	172
03	192	204
04	224	236
05	320	332
06	500	512
07	700	712

Pull handle

Maniglione



Handle Impugnatura	Finish Finitura
MG71	B11
MG72	B31
MG73	C01
	C02
	N16
	N52
	P01
	S02



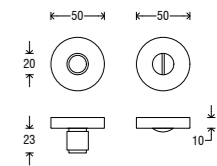
VERSIONS	A (mm)	B (mm)
X0A	445	467
X0B	645	667
X0C	865	887


Turn & release set

Set Nottolino



Turn & release Nottolino	Rosette Rosetta	Finish Finitura
NS38	RFXTO	B11
NS39		B31
NS40		C01
		C02
		N16
		N52
		P01
		S02





“A mix of materials
for an even more
characterful handle.”



Shinobi Special

design by OSMO

Marble or wood? For Shinobi Special the final part of the handle changes to fit different contexts. A new material bringing new tactile sensations.

Marmo o legno? In Shinobi Special la parte finale della maniglia cambia carattere per inserirsi in diversi contesti. Un nuovo materiale per trasmettere nuove sensazioni tattili.



A526 + B11



A528 + B31



A527 + N52



A526 + S02



A533 + B11



A532 + N16



A533 + N16



STONES

PIETRE



A526

Emperador Brown Marble

Marmo Marrone Emperador



A527

Marquina Black Marble

Marmo Nero Marquina



A528

White Carrara Marble

Marmo Bianco Carrara

WOODS

LEGNI



A532

Natural Oak

Rovere Naturale



A533

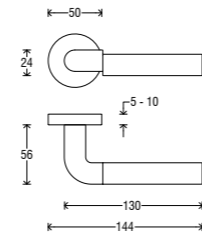
Canaletto Walnut

Noce Canaletto

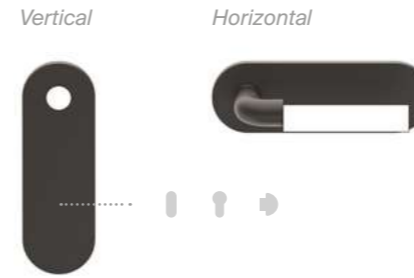
Handle on round rosette
Maniglia su rosetta tonda



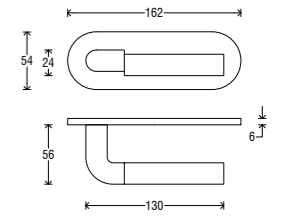
Handle Impugnatura	Rosette Rosetta	Finish Finitura
A526	RFXTO (Fixa)	B11
A527	RSXTO (Slim)	B31
A528		N16
A532		N52
A533		S02



Handle on Short T plate
Maniglia su placca Short T



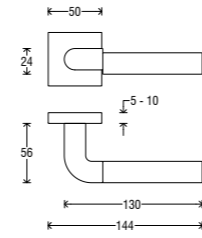
Handle Impugnatura	Rosette Rosetta	Finish Finitura
A526	PST	B11
A527		B31
A528		N16
A532		N52
A533		S02



Handle on square rosette
Maniglia su rosetta quadra



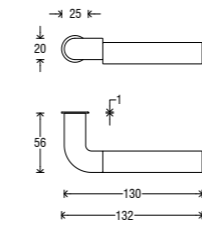
Handle Impugnatura	Rosette Rosetta	Finish Finitura
A526	RFXQ0 (Fixa)	B11
A527	RSXQ0 (Slim)	B31
A528		N16
A532		N52
A533		S02



Handle on minimal round rosette
Maniglia su rosetta minimal tonda



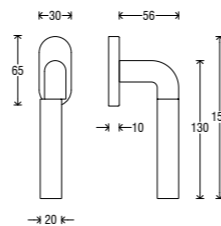
Handle Impugnatura	Rosette Rosetta	Finish Finitura
A526	RMT	B11
A527		B31
A528		N16
A532		N52
A533		S02



DK (Dry Keep) on oval rosette
DK su rosetta ovale



Handle Impugnatura	Rosette Rosetta	Finish Finitura
D526	ROD	B11
D527		B31
D528		N16
D532		N52
D533		S02





76


Alila

design by Forme

Alila reinterprets a design from the past in a contemporary style. The graphic motif is pure conceptual expression. Architecture and inspiration define this piece.

Estro e architettura sono le parole chiave di una maniglia che reinterpreta in chiave contemporanea un design del passato. In Alila, il motivo grafico è pura espressività concettuale.

“On the path
to a new tactile
experience.”



77

Finishes

Finiture



B03
Scratched Bronze
Bronzo Graffiato Opaco



C01
Polished Chrome
Cromo Lucido



N16
Pearl Nickel
Nichel Perla

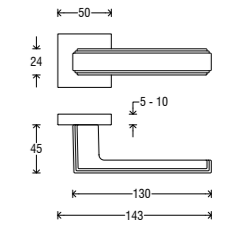


O01
Polished Gold
Oro Lucido

Handle on square rosette *Maniglia su rosetta quadra*



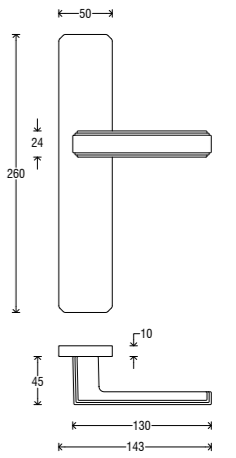
Handle <i>Impugnatura</i>	Rosette <i>Rosetta</i>	Finish <i>Finitura</i>
A293	RFXQ0 (Fixa)	B03
	RSXQ0 (Slim)	C01
		N16
		O01



Handle on Asti plate *Maniglia su placca Asti*



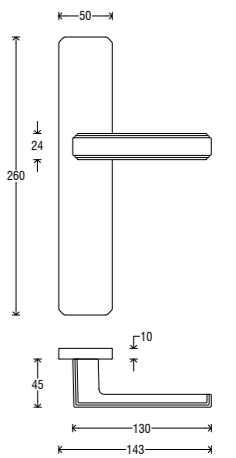
Handle <i>Impugnatura</i>	Plate <i>Placca</i>	Finish <i>Finitura</i>
A293	P06 C	B03
	P06 O	C01
	P06 Y	N16
	P06 W	O01



Handle on Atlas plate *Maniglia su placca Atlas*



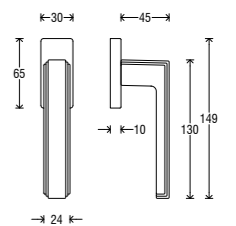
Handle <i>Impugnatura</i>	Plate <i>Placca</i>	Finish <i>Finitura</i>
A293	P35 C	B03
	P35 O	C01
	P35 Y	N16
	P35 W	O01




DK (Dry Keep) on rectangular rosette *DK su rosetta rettangolare*



Handle <i>Impugnatura</i>	Rosette <i>Rosetta</i>	Finish <i>Finitura</i>
D293	RRD	B03
		C01
		N16
		O01





80

Idea

design by Forme

Twisting the Idea allows light to dance beautifully from its surface.
A dynamic shape without compromise.

L'idea è quella di una torsione della maniglia per creare inediti rimbalzi di luce. Il dinamismo delle forme trova qui la sua massima applicazione, senza compromessi.



81

“Movement. Light.
Dynamism.”

Finishes

Finiture



C02
Satin Chrome
Cromo Satinato



G01
Graphite
Grafite



N16
Pearl Nickel
Nichel Perla

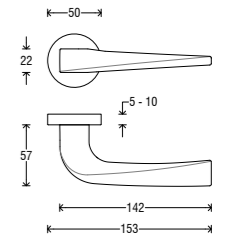


N52
Matt Black
Nero Opaco

Handle on round rosette *Maniglia su rosetta tonda*



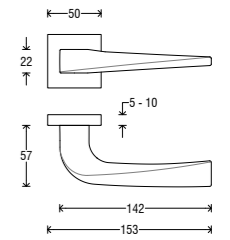
Handle <i>Impugnatura</i>	Rosette <i>Rosetta</i>	Finish <i>Finitura</i>
A338	RFXTO (Fixa)	C02
	RSXTO (Slim)	G01
		N16
		N52



Handle on square rosette *Maniglia su rosetta quadra*



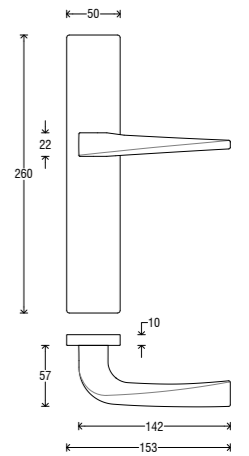
Handle <i>Impugnatura</i>	Rosette <i>Rosetta</i>	Finish <i>Finitura</i>
A338	RFXQ0 (Fixa)	C02
	RSXQ0 (Slim)	G01
		N16
		N52



Handle on Asti plate *Maniglia su placca Asti*



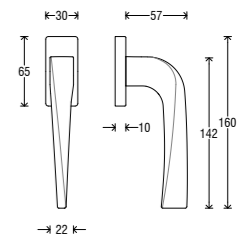
Handle <i>Impugnatura</i>	Plate <i>Placca</i>	Finish <i>Finitura</i>
A338	P06 C	C02
	P06 O	G01
	P06 Y	N16
	P06 W	N52



DK (Dry Keep) on rectangular rosette *DK su rosetta rettangolare*



Handle <i>Impugnatura</i>	Rosette <i>Rosetta</i>	Finish <i>Finitura</i>
D338	RRD	C02
		G01
		N16
		N52





84

Horus

design by Ciani Billi Design

Like a horizontal blade, Horus cuts through the environment with its symmetrical design. The height of elegance in a handle that optimises every centimetre of the product to the maximum.

Come una lama orizzontale, Horus taglia l'ambiente con il suo design simmetrico ed essenziale. Il top dell'eleganza in una maniglia che ottimizza al massimo ogni centimetro di prodotto.



85

“A minimal design that amplifies its aesthetic impact.”

Finishes

Finiture



B31
Matt White
Bianco Opaco



G01
Graphite
Grafite



N16
Pearl Nickel
Nichel Perla

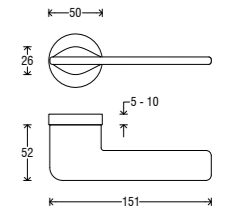


N52
Matt Black
Nero Opaco

Handle on round rosette *Maniglia su rosetta tonda*



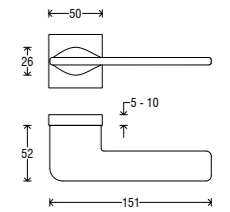
Handle <i>Impugnatura</i>	Rosette <i>Rosetta</i>	Finish <i>Finitura</i>
A337	RFXTO (Fixa)	B31
	RSXTO (Slim)	G01
		N16
		N52



Handle on square rosette *Maniglia su rosetta quadra*



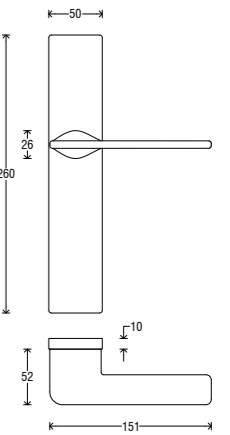
Handle <i>Impugnatura</i>	Rosette <i>Rosetta</i>	Finish <i>Finitura</i>
A337	RFXQ0 (Fixa)	B31
	RSXQ0 (Slim)	G01
		N16
		N52



Handle on Asti plate *Maniglia su placca Asti*



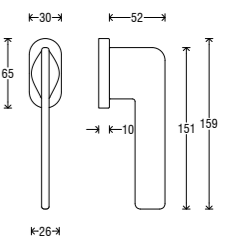
Handle <i>Impugnatura</i>	Plate <i>Placca</i>	Finish <i>Finitura</i>
A337	P06 C	B31
	P06 O	G01
	P06 Y	N16
	P06 W	N52



DK (Dry Keep) on oval rosette *DK su rosetta ovale*



Handle <i>Impugnatura</i>	Rosette <i>Rosetta</i>	Finish <i>Finitura</i>
D337	ROD	B31
		G01
		N16
		N52





88

Alba

design by Forme

For Alba the front inclination creates two separate reflections of light that give the design a defined and elegant style. Like the beginning of a new day, or the dawn of a new era.

In Alba l'inclinazione frontale crea due diversi rimbalzi di luce che donano al design uno stile definito ed elegante. Come l'inizio di un nuovo giorno, l'alba di una nuova era.

“A striking contrast in a simple and rigorous design.”



89

Finishes

Finiture



B03
Scratched Bronze
Bronzo Graffiato Opaco



B11
Pearl Bronze
Bronzo Perla



N16
Pearl Nickel
Nichel Perla

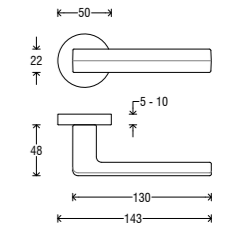


N52
Matt Black
Nero Opaco

Handle on round rosette *Maniglia su rosetta tonda*



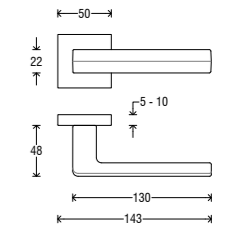
Handle <i>Impugnatura</i>	Rosette <i>Rosetta</i>	Finish <i>Finitura</i>
A339	RFXTO (Fixa) RSXTO (Slim)	B03 B11 N16 N52



Handle on square rosette *Maniglia su rosetta quadra*



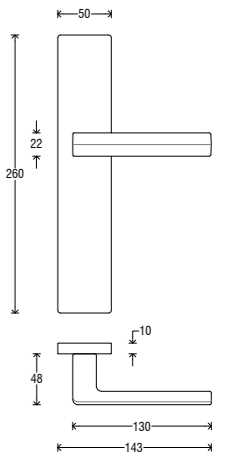
Handle <i>Impugnatura</i>	Rosette <i>Rosetta</i>	Finish <i>Finitura</i>
A339	RFXQ0 (Fixa) RSXQ0 (Slim)	B03 B11 N16 N52



Handle on Asti plate *Maniglia su placca Asti*



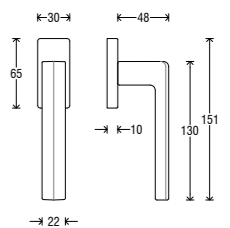
Handle <i>Impugnatura</i>	Plate <i>Placca</i>	Finish <i>Finitura</i>
A339	P06 C P06 O P06 Y P06 W	B03 B11 N16 N52



DK (Dry Keep) on rectangular rosette *DK su rosetta rettangolare*



Handle <i>Impugnatura</i>	Rosette <i>Rosetta</i>	Finish <i>Finitura</i>
D339	RRD	B03 B11 N16 N52






92

Soho

design by Alessandro Elli

A round structure with a soft flow, creating a droplet shape at the finish. Soho is a highly refined handle with a classic concept evolved into a new generation style.

Una struttura tonda che scorre leggera creando sul finale la forma di una goccia. Soho è una maniglia di grande raffinatezza con un concept classico che evolve in uno stile di nuova generazione.



93

“A round line that becomes a droplet. A statement in its space.”

Finishes

Finiture



B11
Pearl Bronze
Bronzo Perla



C02
Satin Chrome
Cromo Satinato

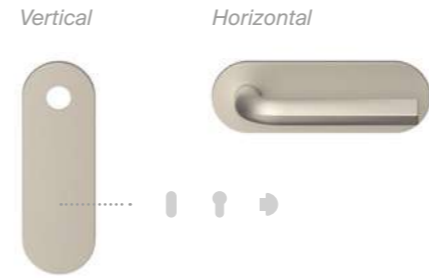


N16
Pearl Nickel
Nichel Perla

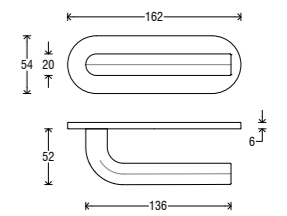


N52
Matt Black
Nero Opaco

Handle on Short T plate *Maniglia su placca Short T*



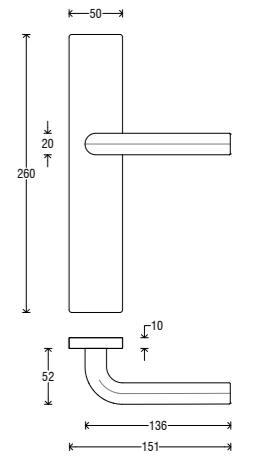
Handle <i>Impugnatura</i>	Rosette <i>Rosetta</i>	Finish <i>Finitura</i>
A340	PST	B11
		C02
		N16
		N52



Handle on Asti plate *Maniglia su placca Asti*



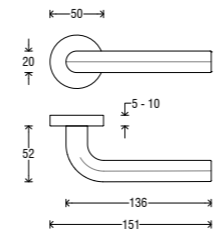
Handle <i>Impugnatura</i>	Plate <i>Placca</i>	Finish <i>Finitura</i>
A340	P06 C	B11
	P06 O	C02
	P06 Y	N16
	P06 W	N52



Handle on round rosette *Maniglia su rosetta tonda*



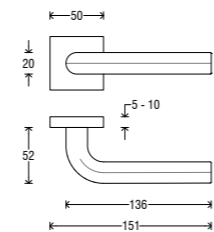
Handle <i>Impugnatura</i>	Rosette <i>Rosetta</i>	Finish <i>Finitura</i>
A340	RFXTO (Fixa)	B11
	RSXTO (Slim)	C02
		N16
		N52



Handle on square rosette *Maniglia su rosetta quadra*



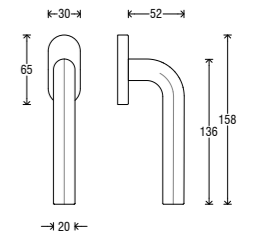
Handle <i>Impugnatura</i>	Rosette <i>Rosetta</i>	Finish <i>Finitura</i>
A340	RFXQ0 (Fixa)	B11
	RSXQ0 (Slim)	C02
		N16
		N52



DK (Dry Keep) on oval rosette *DK su rosetta ovale*



Handle <i>Impugnatura</i>	Rosette <i>Rosetta</i>	Finish <i>Finitura</i>
D340	ROD	B11
		C02
		N16
		N52





Luck

design by Forme

Cylindrical shapes intersect, creating a structure of unprecedented fluidity. Luck's personality also comes through the horizontal knurling of the handle, evoking a certain timeless beauty.

Forme cilindriche si intersecano nello spazio creando volumi dalle inedite assonanze. La caratteristica di Luck è inoltre la godronatura orizzontale dell'impugnatura in grado di evocare una bellezza senza tempo.

“Conceptual richness and the cylinder as a stylistic signature.”



Finishes

Finiture



B03
Scratched Bronze
Bronzo Graffiato Opaco



C01
Polished Chrome
Cromo Lucido



L01
Polished Brass
Ottone Lucido Verniciato

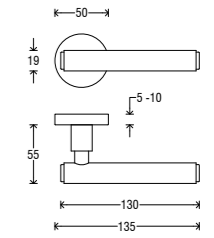


N52
Matt Black
Nero Opaco

Handle on round rosette *Maniglia su rosetta tonda*



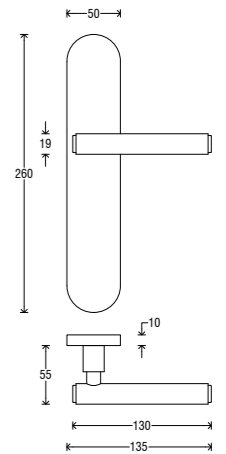
Handle <i>Impugnatura</i>	Rosette <i>Rosetta</i>	Finish <i>Finitura</i>
A497	RFXT0 (Fixa)	B03
	RSXT0 (Slim)	C01
		L01
		N52



Handle on Milena plate *Maniglia su placca Milena*



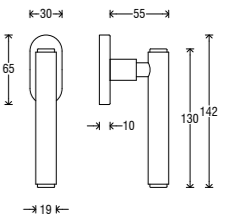
Handle <i>Impugnatura</i>	Plate <i>Placca</i>	Finish <i>Finitura</i>
A497	P09 C	B03
	P09 O	C01
	P09 Y	L01
	P09 W	N52



DK (Dry Keep) on oval rosette *DK su rosetta ovale*



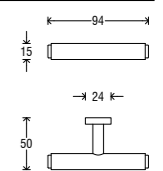
Handle <i>Impugnatura</i>	Rosette <i>Rosetta</i>	Finish <i>Finitura</i>
D497	ROD	B03
		C01
		L01
		N52




Furniture T-knob *Pomolo per mobile versione T*







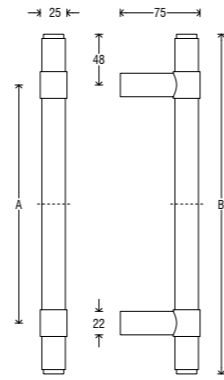
Handle <i>Impugnatura</i>	Finish <i>Finitura</i>
PM12	B03
	C01
	L01
	N52



Pull handle
Maniglione







Pull handle <i>Maniglione</i>	+	Finish <i>Finitura</i>
MG58		B03 
		C01 
		L01 
		N52 

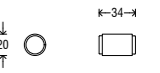


VERSIONS	A (mm)	B (mm)
X0A	445	540
X0B	645	740
X0C	865	960


Furniture knob
Pomolo per mobile







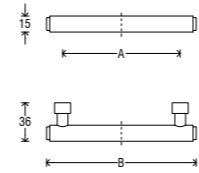
Handle <i>Impugnatura</i>	+	Finish <i>Finitura</i>
PM13		B03 
		C01 
		L01 
		N52 



Furniture handle
Maniglietta per mobile



Handle <i>Impugnatura</i>	+	Finish <i>Finitura</i>
E497		B03 
		C01 
		L01 
		N52 



VERSIONS	A (mm)	B (mm)
01	128	158
02	160	190
03	192	222
04	224	254
05	320	350
06	500	530
07	700	730



102

City

design by Forme

The roundness of the cylinder is embellished with a cross lattice knurling. City is a simple handle with a new flourish that emphasises its design.

La rotondità del cilindro è impreziosita da una godronatura incrociata che evoca la forma di un reticolo. City è una maniglia essenziale con un twist inedito che ne sottolinea l'impugnatura.



103

“An unprecedented twist for a handle of rare elegance.”

Finishes

Finiture



B03
Scratched Bronze
Bronzo Graffiato Opaco



C01
Polished Chrome
Cromo Lucido



L01
Polished Brass
Ottone Lucido Verniciato

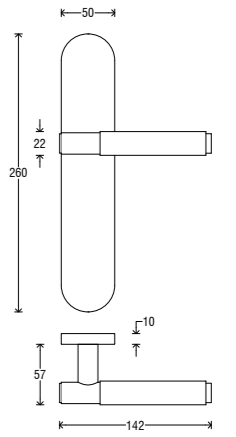


N52
Matt Black
Nero Opaco

Handle on Milena plate *Maniglia su placca Milena*



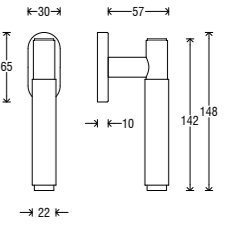
Handle <i>Impugnatura</i>	+	Plate <i>Placca</i>	+	Finish <i>Finitura</i>
A335		P09 C		B03
		P09 O		C01
		P09 Y		L01
		P09 W		N52



DK (Dry Keep) on oval rosette *DK su rosetta ovale*



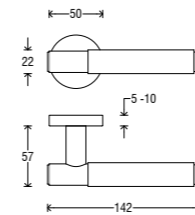
Handle <i>Impugnatura</i>	+	Rosette <i>Rosetta</i>	+	Finish <i>Finitura</i>
D335		ROD		B03
				C01
				L01
				N52



Handle on round rosette *Maniglia su rosetta tonda*



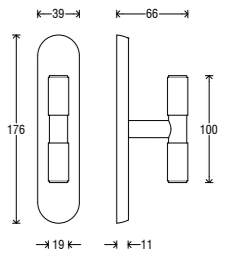
Handle <i>Impugnatura</i>	+	Rosette <i>Rosetta</i>	+	Finish <i>Finitura</i>
A335		RFXTO (Fixa)		B03
		RSXTO (Slim)		C01
				L01
				N52



Cremonese handle on Vanity plate *Cremonese su placca Vanity*



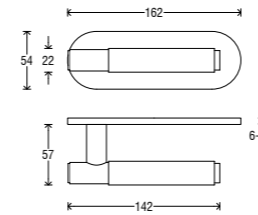
Handle <i>Impugnatura</i>	+	Plate <i>Placca</i>	+	Finish <i>Finitura</i>
C035		P16		B03
				C01
				L01
				N52



Handle on Short T plate *Maniglia su placca Short T*



Handle <i>Impugnatura</i>	+	Rosette <i>Rosetta</i>	+	Finish <i>Finitura</i>
A335		PST		B03
				C01
				L01
				N52





106

Viva

design by Forme

One element passes into the other in a symbiosis that emphasises the change in finish of the cylinder, between chrome and satin.

Viva is a contrasting element which gives a touch of glamour to any environment.

Un elemento passa dentro l'altro in una simbiosi che enfatizza il cambio di finitura del cilindro, tra cromatura e satinatura. Viva è puro contrasto per dare un tocco glamour a ogni ambiente.

“Chrome plating and satin finishing in a symbiosis of great vitality.”



107

Finishes

Finiture



B03
 Scratched Bronze
Bronzo Graffiato Opaco



C03 (C01 + C02)
 Polished + Satin Chrome
Cromo Lucido + Satinato



C08 (C01 + N52)
 Polished Chrome + Matt Black
Cromo Lucido + Nero Opaco

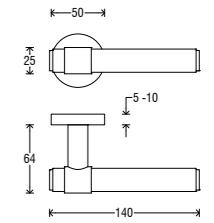


L03 (L01 + S01)
 Polished + Satin Brass
Ottone Lucido + Satinato

Handle on round rosette *Maniglia su rosetta tonda*



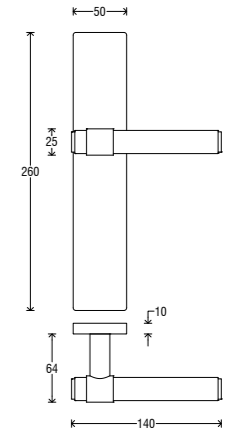
Handle <i>Impugnatura</i>	Rosette <i>Rosetta</i>	Finish <i>Finitura</i>
A333	RFXT0 (Fixa)	B03
	RSXT0 (Slim)	C03
		C08
		L03



Handle on Asti plate *Maniglia su placca Asti*



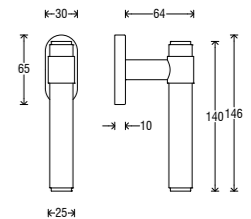
Handle <i>Impugnatura</i>	Plate <i>Placca</i>	Finish <i>Finitura</i>
A333	P06 C	B03
	P06 O	C03
	P06 Y	C08
	P06 W	L03



DK (Dry Keep) on oval rosette *DK su rosetta ovale*



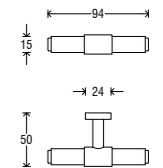
Handle <i>Impugnatura</i>	Rosette <i>Rosetta</i>	Finish <i>Finitura</i>
D333	ROD	B03
		C03
		C08
		L03




Furniture T-knob *Pomolo per mobile versione T*



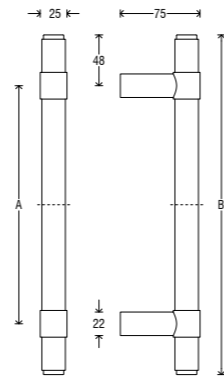
Handle <i>Impugnatura</i>	Finish <i>Finitura</i>
PM10	B03
	C03
	L03
	N52



Pull handle
Maniglione



Pull handle <i>Maniglione</i>	+	Finish <i>Finitura</i>
MG56		B03
		C03
		C08
		L03

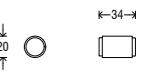


VERSIONS	A (mm)	B (mm)
X0A	445	540
X0B	645	740
X0C	865	960

Furniture knob
Pomolo per mobile



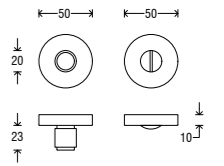
Handle <i>Impugnatura</i>	+	Finish <i>Finitura</i>
PM11		B03
		C03
		L03
		N52



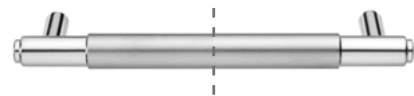
Turn & release set
Set Nottolino



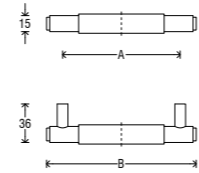
Turn & release <i>Nottolino</i>	+	Rosette <i>Rosetta</i>	+	Finish <i>Finitura</i>
NS35		RFXTO		B03
				C03
				L03
				N52




Furniture handle
Maniglietta per mobile



Handle <i>Impugnatura</i>	+	Finish <i>Finitura</i>
E333		B03
		C03
		L03
		N52



VERSIONS	A (mm)	B (mm)
01	128	158
02	160	190
03	192	222
04	224	254
05	320	350
06	500	530
07	700	730



112


Alya

design by Forme

For Alya two elements of the handle intersect, with each maintaining its own identity. The special knurling accentuates the detachment and enriches the handle.

In Alya due elementi della maniglia si intersecano mantenendo ognuno la sua identità. La godronatura speciale accentua il distacco arricchendone l'impugnatura.

“A cylindrical game embellished with an enveloping texture.”



Finishes

Finiture



B03
Scratched Bronze
Bronzo Graffiato Opaco



C01
Polished Chrome
Cromo Lucido



L01
Polished Brass
Ottone Lucido Verniciato

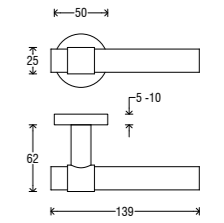


N52
Matt Black
Nero Opaco

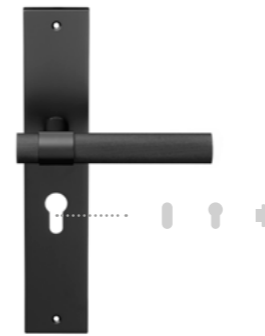
Handle on round rosette *Maniglia su rosetta tonda*



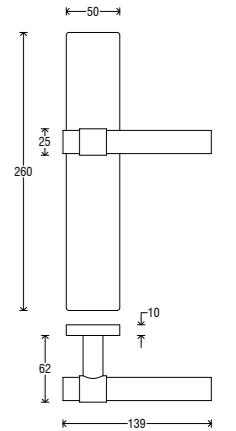
Handle <i>Impugnatura</i>	Rosette <i>Rosetta</i>	Finish <i>Finitura</i>
A334	RFXT0 (Fixa)	B03
	RSXT0 (Slim)	C01
		L01
		N52



Handle on Asti plate *Maniglia su placca Asti*



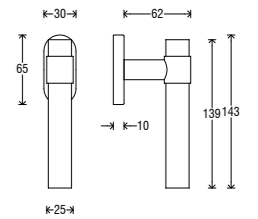
Handle <i>Impugnatura</i>	Plate <i>Placca</i>	Finish <i>Finitura</i>
A334	P06 C	B03
	P06 O	C01
	P06 Y	L01
	P06 W	N52



DK (Dry Keep) on oval rosette *DK su rosetta ovale*



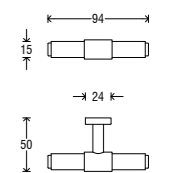
Handle <i>Impugnatura</i>	Rosette <i>Rosetta</i>	Finish <i>Finitura</i>
D334	ROD	B03
		C01
		L01
		N52




Furniture T-knob *Pomolo per mobile versione T*



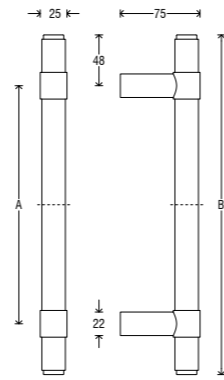
Handle <i>Impugnatura</i>	Finish <i>Finitura</i>
PM08	B03
	C01
	L01
	N52



Pull handle
Maniglione



Pull handle <i>Maniglione</i>	+	Finish <i>Finitura</i>
MG55		B03
		C01
		L01
		N52

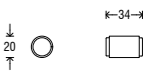


VERSIONS	A (mm)	B (mm)
X0A	445	540
X0B	645	740
X0C	865	960

Furniture knob
Pomolo per mobile



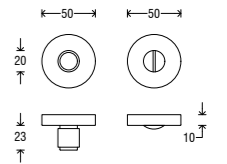
Handle <i>Impugnatura</i>	+	Finish <i>Finitura</i>
PM09		B03
		C01
		L01
		N52




Turn & release set
Set Nottolino



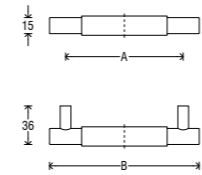
Turn & release <i>Nottolino</i>	+	Rosette <i>Rosetta</i>	+	Finish <i>Finitura</i>
NS34		RFXTO		B03
				C01
				L01
				N52




Furniture handle
Maniglietta per mobile



Handle <i>Impugnatura</i>	+	Finish <i>Finitura</i>
E334		B03
		C01
		L01
		N52



VERSIONS	A (mm)	B (mm)
01	128	158
02	160	190
03	192	222
04	224	254
05	320	350
06	500	530
07	700	730



Finishes

Finiture

ZA



B31
Matt White
Bianco Opaco



G01
Graphite
Grafite



N16
Pearl Nickel
Nichel Perla



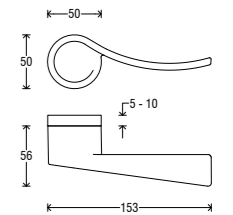
N52
Matt Black
Nero Opaco

118

Handle on round rosette
Maniglia su rosetta tonda



Handle <i>Impugnatura</i>	Rosette <i>Rosetta</i>	Finish <i>Finitura</i>
A496	RFXTO (Fixa)	B31
		G01
		N16
		N52




119

Infinity

design by Ciani Billi Design

Infinity covers the rosette with a solid cylinder while the handle slides gracefully with a sinuous movement. Like a note on an original score, on the wings of infinity.

Come una nota sullo spartito dell'originalità. Infinity copre la rosetta con un cilindro pieno mentre l'impugnatura scorre leggiadra con un movimento sinuoso, sulle ali dell'infinito.



120

London

design by Forme

Roundness and angularity alternate in a minimalist style of great conceptual compactness. London has a dynamic sobriety with an inclination that leans towards the eye of the beholder.

Rotondità e spigolosità si alternano in un look minimalista di grande compattezza concettuale. London ha una sobrietà dinamica con una inclinazione che si spinge verso l'occhio dell'osservatore.



121

“Evolved minimalism through a clash of roundness and angularity.”

Finishes

Finiture



B31
Matt White
Bianco Opaco



C02
Satin Chrome
Cromo Satinato



G01
Graphite
Grafite

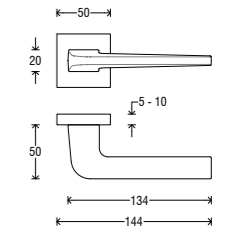


N52
Matt Black
Nero Opaco

Handle on square rosette *Maniglia su rosetta quadra*



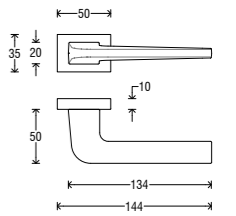
Handle <i>Impugnatura</i>	Rosette <i>Rosetta</i>	Finish <i>Finitura</i>
A512	RFXQ0 (Fixa) RSXQ0 (Slim)	B31 C02 G01 N52



Handle on Icon rosette *Maniglia su rosetta Icon*



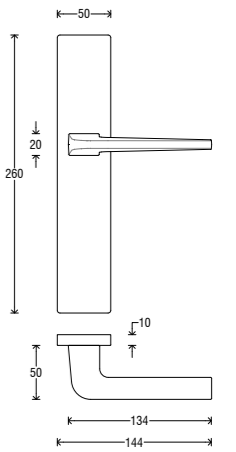
Handle <i>Impugnatura</i>	Rosette <i>Rosetta</i>	Finish <i>Finitura</i>
A512	RIC	B31 C02 G01 N52



Handle on Asti plate *Maniglia su placca Asti*



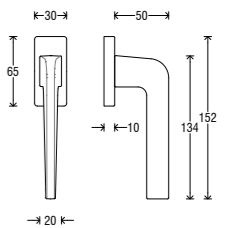
Handle <i>Impugnatura</i>	Plate <i>Placca</i>	Finish <i>Finitura</i>
A512	P06 C P06 O P06 Y P06 W	B31 C02 G01 N52



DK (Dry Keep) on rectangular rosette *DK su rosetta rettangolare*



Handle <i>Impugnatura</i>	Rosette <i>Rosetta</i>	Finish <i>Finitura</i>
D512	RRD	B31 C02 G01 N52





124

Leeds

design by Forme

Leeds has a geometric concept where squares and rectangles stylishly alternate. It is a linear figure with the material concentrated on the rosette area for a super compact effect.

Leeds ha un concept geometrico dove quadrati e rettangoli si alternano con stile. Una figura lineare con il materiale concentrato sulla zona della rosetta per un effetto super compatto.



125

“Square lines for formal strength with contemporary features.”

Finishes

Finiture



B31
Matt White
Bianco Opaco



C02
Satin Chrome
Cromo Satinato

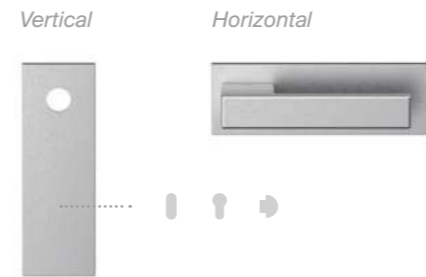


G01
Graphite
Grafite

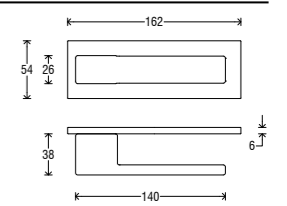


N52
Matt Black
Nero Opaco

Handle on Short Q plate *Maniglia su placca Short Q*



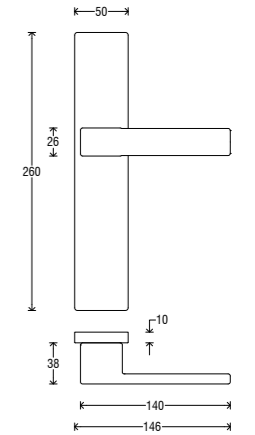
Handle <i>Impugnatura</i>	Rosette <i>Rosetta</i>	Finish <i>Finitura</i>
A514	PSQ	B31
		C02
		G01
		N52



Handle on Asti plate *Maniglia su placca Asti*



Handle <i>Impugnatura</i>	Plate <i>Placca</i>	Finish <i>Finitura</i>
A514	P06 C	B31
	P06 O	C02
	P06 Y	G01
	P06 W	N52

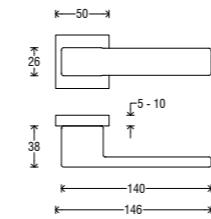


126

Handle on square rosette *Maniglia su rosetta quadra*



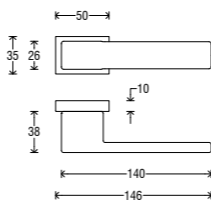
Handle <i>Impugnatura</i>	Rosette <i>Rosetta</i>	Finish <i>Finitura</i>
A514	RFXQ0 (Fixa)	B31
	RSXQ0 (Slim)	C02
		G01
		N52



Handle on Icon rosette *Maniglia su rosetta Icon*



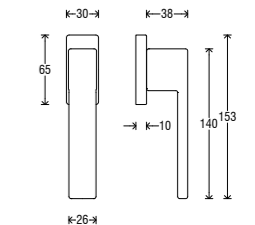
Handle <i>Impugnatura</i>	Rosette <i>Rosetta</i>	Finish <i>Finitura</i>
A514	RIC	B31
		C02
		G01
		N52




DK (Dry Keep) on rectangular rosette *DK su rosetta rettangolare*



Handle <i>Impugnatura</i>	Rosette <i>Rosetta</i>	Finish <i>Finitura</i>
D514	RRD	B31
		C02
		G01
		N52



127



128

Penta


design by Ciani Billi Design

For Penta the rosette disappears to create a flat and sinuous surface with a high visual impact. Mitre cuts and jumps allow for maximum functionality.

In Penta la rosetta scompare per creare una superficie, piatta e sinuosa, ad alto impatto scenografico. Salti e tagli obliqui seguono la massima funzionalità dell'impugnatura.

“Flat and sinuous, a handle where design is the undisputed protagonist.”

129



Finishes

Finiture

ZA



B11
Pearl Bronze
Bronzo Perla



B31
Matt White
Bianco Opaco



G01
Graphite
Grafite

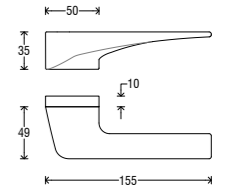


N52
Matt Black
Nero Opaco

Handle on Icon rosette
Maniglia su rosetta Icon



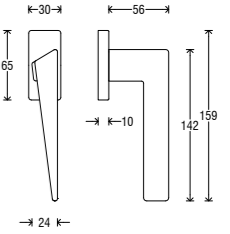
Handle <i>Impugnatura</i>	Rosette <i>Rosetta</i>	Finish <i>Finitura</i>
A281	RIC	B11
		B31
		G01
		N52



DK (Dry Keep) on rectangular rosette *
*DK su rosetta rettangolare **




Handle <i>Impugnatura</i>	Rosette <i>Rosetta</i>	Finish <i>Finitura</i>
D215	RRD	B11
		B31
		G01
		N52




★

DK Naxos line suggested in combination.
DK linea Naxos suggerita in abbinamento.



“The rosette disappears
leaving only the perfection
of a super compact design.”



132

Icon

design by Forme

Solid and super compact, Icon hides the rosette under a rectangular design. A robust body that accentuates the momentum of the handle for a mature design. Suitable for various contexts.

Solida e super compatta, Icon è la maniglia che nasconde la rosetta sotto un design dal mood rettangolare. Un corpo robusto che accentua lo slancio dell'impugnatura per un design sobrio, adatto a vari contesti.



B31
Matt White
Bianco Opaco



C01
Polished Chrome
Cromo Lucido



C02
Satin Chrome
Cromo Satinato

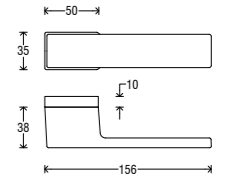


N52
Matt Black
Nero Opaco

Handle on Icon rosette
Maniglia su rosetta Icon



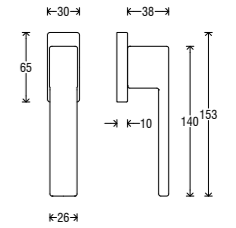
Handle <i>Impugnatura</i>	Rosette <i>Rosetta</i>	Finish <i>Finitura</i>
A295	RIC	B31
		C01
		C02
		N52




DK (Dry Keep) on rectangular rosette *
*DK su rosetta rettangolare **



Handle <i>Impugnatura</i>	Rosette <i>Rosetta</i>	Finish <i>Finitura</i>
D514	RRD	B31
		C01
		C02
		N52



*
DK Leeds line suggested in combination.
DK linea Leeds suggerita in abbinamento.




Finishes

Finiture

ZA



B03
Scratched Bronze
Bronzo Graffiato Opaco



C01
Polished Chrome
Cromo Lucido



G01
Graphite
Grafite



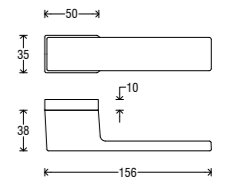
P01
Gold PVD
PVD Oro



136

Handle on Icon rosette
Maniglia su rosetta Icon

Handle Impugnatura	Rosette Rosetta	Finish Finitura
A296	RIC	B03
		C01
		G01
		P01




137

Icon Groove

design by Forme

Compact and elegant, this version of the Icon model has a texture on the handle that enhances its aesthetic impact. Ideal for giving its environment a retro touch.

Compatta ed elegante, questa versione del modello Icon presenta una texture sull'impugnatura che ne impreziosisce l'impatto estetico. Ideale per dare all'ambiente un tocco retrò.



Icon Special

design by Forme

As with Icon, the rosette disappears to form a single body with the handle. For Icon Special the distinctive element is the insert, available in many different finishes for multiple combinations.

Come in Icon, la rosetta scompare per creare un corpo unico con l'impugnatura. In Icon Special l'elemento distintivo è l'inserto disponibile in tante finiture diverse per molteplici combinazioni.

Combinations


Combinazioni

ZA

			
A297 + C01	A297 + C02	A297 + N16	A297 + N52
			
A298 + C01	A298 + C02	A298 + N16	A298 + N52
			
A299 + C01	A299 + C02	A299 + N16	A299 + B31
			
A300 + C01	A300 + C02	A300 + N16	A300 + N52
			
A301 + C01	A301 + C02	A301 + N16	A301 + B31
			
A303 + C01	A303 + G01	A303 + B31	A303 + N52



POLISHED SURFACES
SUPERFICI LUCIDE



A297
Polished White
Bianco Lucido



A299
Polished Black
Nero Lucido

WOODS
LEGNI



A298
Brushed White
Bianco Spazzolato



A300
Oak
Rovere



A301
Wengè
Wengè

METALS
METALLI

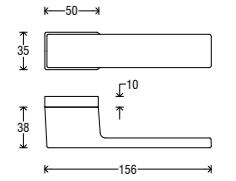



A303
Gold
Oro

Handle on Icon rosette
Maniglia su rosetta Icon



Handle <i>Impugnatura</i>	Rosette <i>Rosetta</i>	Finish <i>Finitura</i>
A297	RIC	B31
A298		C01
A299		C02
A300		G01
A301		N16
A303		N52





“All the simplicity
and beauty of a fluid
movement.”



Eos

design by Forme

A rosette with a round and tapered end conveys the idea of a stretched drop. Eos is a smooth-moving handle that amplifies the tactile sensation of the surface.

Rosetta tonda e finale affusolato per restituire l'idea di una goccia stirata. Eos è una maniglia dal movimento fluido che amplifica la sensazione tattile dell'impugnatura.

Finishes

Finiture



B31
Matt White
Bianco Opaco



C01
Polished Chrome
Cromo Lucido



C02
Satin Chrome
Cromo Satinato

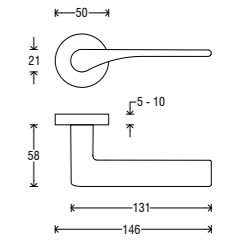


N52
Matt Black
Nero Opaco

Handle on round rosette *Maniglia su rosetta tonda*



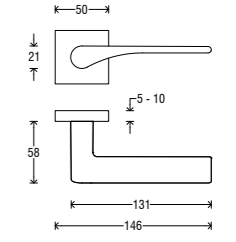
Handle <i>Impugnatura</i>	Rosette <i>Rosetta</i>	Finish <i>Finitura</i>
A294	RFXTO (Fixa)	B31
	RSXTO (Slim)	C01
		C02
		N52




Handle on square rosette *Maniglia su rosetta quadra*



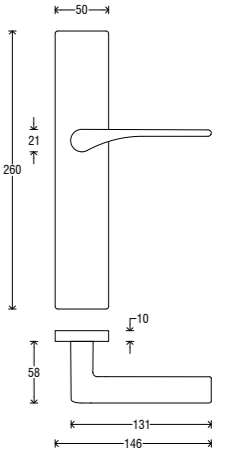
Handle <i>Impugnatura</i>	Rosette <i>Rosetta</i>	Finish <i>Finitura</i>
A294	RFXQ0 (Fixa)	B31
	RSXQ0 (Slim)	C01
		C02
		N52



Handle on Asti plate *Maniglia su placca Asti*



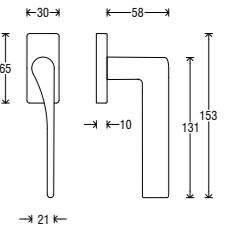
Handle <i>Impugnatura</i>	Plate <i>Placca</i>	Finish <i>Finitura</i>
A294	P06 C	B31
	P06 O	C01
	P06 Y	C02
	P06 W	N52



DK (Dry Keep) on rectangular rosette *DK su rosetta rettangolare*




Handle <i>Impugnatura</i>	Rosette <i>Rosetta</i>	Finish <i>Finitura</i>
D294	RRD	B31
		C01
		C02
		N52





“A letter L moves through
a design dedicated to
circularity.”



Elle

design by Forme

Faithful to her name, Elle draws a letter L through a perfectly round design. 360 degree circular rosette.

Fedele al suo naming, Elle disegna una lettera “L” nello spazio attraverso una perfetta sezione tonda. Rotondità a 360 gradi anche grazie alla rosetta circolare.

Finishes

Finiture



B31
Matt White
Bianco Opaco



C01
Polished Chrome
Cromo Lucido

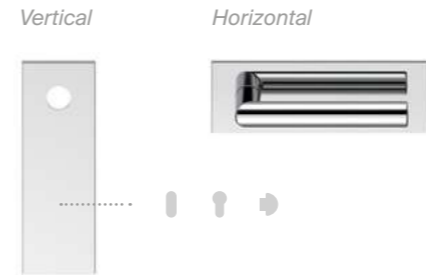


C02
Satin Chrome
Cromo Satinato

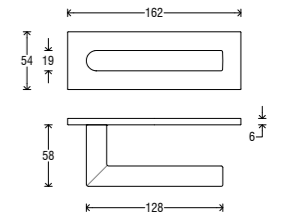


N52
Matt Black
Nero Opaco

Handle on Short Q plate *Maniglia su placca Short Q*



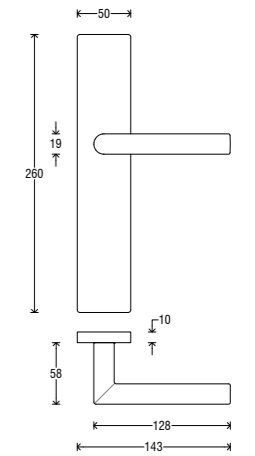
Handle <i>Impugnatura</i>	Rosette <i>Rosetta</i>	Finish <i>Finitura</i>
A236	PSQ	B31
		C01
		C02
		N52



Handle on Asti plate *Maniglia su placca Asti*



Handle <i>Impugnatura</i>	Plate <i>Placca</i>	Finish <i>Finitura</i>
A236	P06 C	B31
	P06 O	C01
	P06 Y	C02
	P06 W	N52

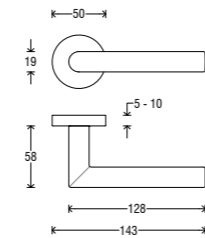


148

Handle on round rosette *Maniglia su rosetta tonda*



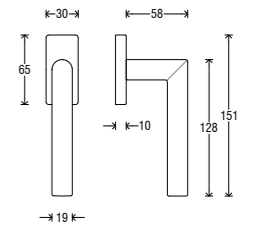
Handle <i>Impugnatura</i>	Rosette <i>Rosetta</i>	Finish <i>Finitura</i>
A236	RFXTO (Fixa)	B31
	RSXTO (Slim)	C01
		C02
		N52



DK (Dry Keep) on rectangular rosette *DK su rosetta rettangolare*



Handle <i>Impugnatura</i>	Rosette <i>Rosetta</i>	Finish <i>Finitura</i>
D236	RRD	B31
		C01
		C02
		N52

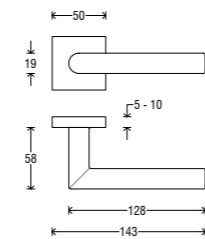


149

Handle on square rosette *Maniglia su rosetta quadra*



Handle <i>Impugnatura</i>	Rosette <i>Rosetta</i>	Finish <i>Finitura</i>
A236	RFXQ0 (Fixa)	B31
	RSXQ0 (Slim)	C01
		C02
		N52





150

Sky

design by Śliwińska - Kęska

Sky has a rounded front which increases ergonomic comfort. The handle's signature is a soft, round, stylistic shape, bringing comfort to both the hand and the eye.

Sky ha una bombatura frontale che aumenta il comfort ergonomico. Forme morbide e rotonde come cifra stilistica di una maniglia che avvolge la mano e conquista lo sguardo.



151

“A soft, round style for a highly inspirational design.”

Finishes

Finiture



C02
Satin Chrome
Cromo Satinato



N16
Pearl Nickel
Nichel Perla



N52
Matt Black
Nero Opaco

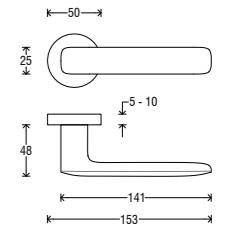


S02
Brassed Satin Matt
Ottonato Satinato Opaco

Handle on round rosette *Maniglia su rosetta tonda*



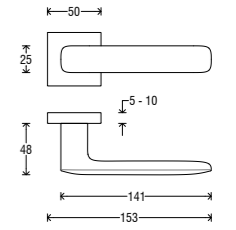
Handle <i>Impugnatura</i>	Rosette <i>Rosetta</i>	Finish <i>Finitura</i>
A490	RFXTO (Fixa)	C02
	RSXTO (Slim)	N16
		N52
		S02




Handle on square rosette *Maniglia su rosetta quadra*



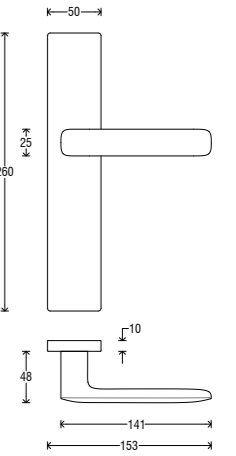
Handle <i>Impugnatura</i>	Rosette <i>Rosetta</i>	Finish <i>Finitura</i>
A490	RFXQ0 (Fixa)	C02
	RSXQ0 (Slim)	N16
		N52
		S02



Handle on Asti plate *Maniglia su placca Asti*



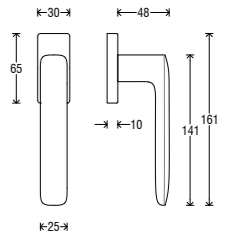
Handle <i>Impugnatura</i>	Plate <i>Placca</i>	Finish <i>Finitura</i>
A490	P06 C	C02
	P06 O	N16
	P06 Y	N52
	P06 W	S02



DK (Dry Keep) on rectangular rosette *DK su rosetta rettangolare*




Handle <i>Impugnatura</i>	Rosette <i>Rosetta</i>	Finish <i>Finitura</i>
D490	RRD	C02
		N16
		N52
		S02





“The spirit of a hand that opens the door of functionality.”



Time

design by Forme

As the hand of a clock marks the time, this handle marks a certain elegance within its surroundings. For Time, different geometries meet in a single form.

Come la lancetta di un orologio, la maniglia scandisce l'ora di una funzionalità che vuole raccontare un'emozione. In Time, geometrie diverse si incontrano in una forma unica.

Finishes

Finiture



C01
Polished Chrome
Cromo Lucido



C02
Satin Chrome
Cromo Satinato

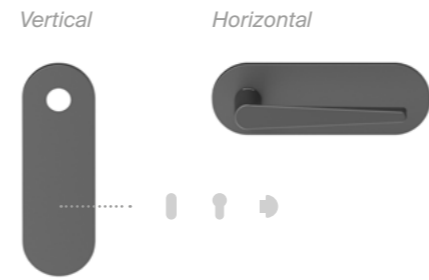


G01
Graphite
Grafite

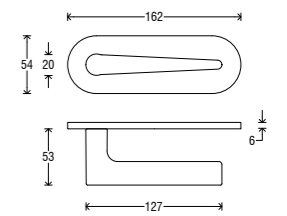


N16
Pearl Nickel
Nichel Perla

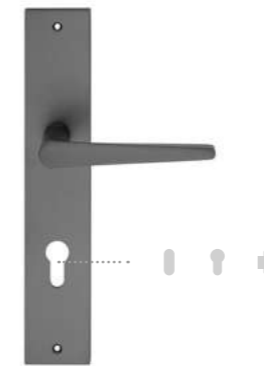
Handle on Short T plate *Maniglia su placca Short T*



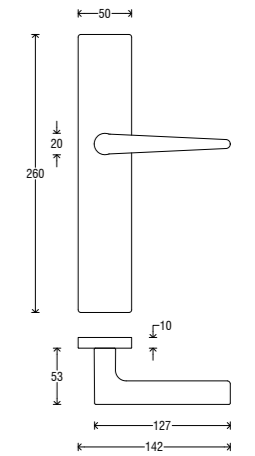
Handle <i>Impugnatura</i>	Rosette <i>Rosetta</i>	Finish <i>Finitura</i>
A240	PST	C01
		C02
		G01
		N16



Handle on Asti plate *Maniglia su placca Asti*



Handle <i>Impugnatura</i>	Plate <i>Placca</i>	Finish <i>Finitura</i>
A240	P06 C	C01
	P06 O	C02
	P06 Y	G01
	P06 W	N16

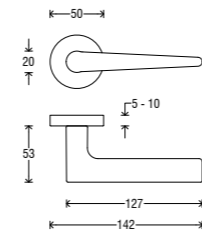


156

Handle on round rosette *Maniglia su rosetta tonda*



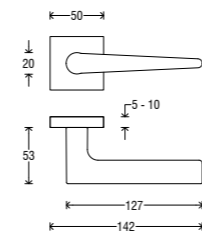
Handle <i>Impugnatura</i>	Rosette <i>Rosetta</i>	Finish <i>Finitura</i>
A240	RFXTO (Fixa)	C01
	RSXTO (Slim)	C02
		G01
		N16



Handle on square rosette *Maniglia su rosetta quadra*



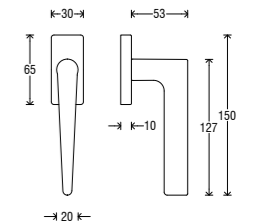
Handle <i>Impugnatura</i>	Rosette <i>Rosetta</i>	Finish <i>Finitura</i>
A240	RFXQ0 (Fixa)	C01
	RSXQ0 (Slim)	C02
		G01
		N16



DK (Dry Keep) on rectangular rosette *DK su rosetta rettangolare*



Handle <i>Impugnatura</i>	Rosette <i>Rosetta</i>	Finish <i>Finitura</i>
D240	RRD	C01
		C02
		G01
		N16



157



“Inviting plasticity
that makes a clear
impression.”



Moon

design by Śliwińska - Kęska

Sinuous, inviting, plastic shapes follow one another to make a clear, striking impression. Moon is a high-class construction handle with an organic horizontal handle.

Forme sinuose, avvolgenti, plastiche, si succedono nello spazio per stupire e lasciare il segno. Moon è una maniglia di alta classe costruttiva con una impugnatura orizzontale organica.

Finishes

Finiture



C01
Polished Chrome
Cromo Lucido



N16
Pearl Nickel
Nichel Perla



N29
Rose Nickel
Nichel Rosa

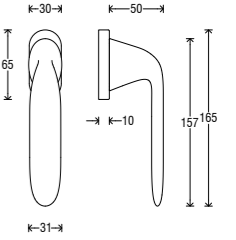


N52
Matt Black
Nero Opaco

DK (Dry Keep) on oval rosette
DK su rosetta ovale



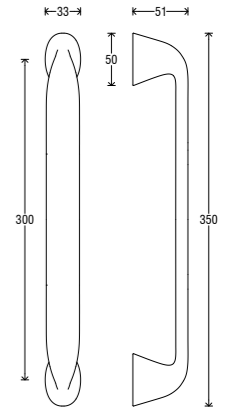
Handle <i>Impugnatura</i>	Rosette <i>Rosetta</i>	Finish <i>Finitura</i>
D493	ROD	C01
		N16
		N29
		N52



Pull handle
Maniglione



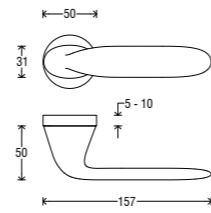
Pull handle <i>Maniglione</i>	Finish <i>Finitura</i>
MG74	C01
	N16
	N29
	N52



Handle on round rosette
Maniglia su rosetta tonda



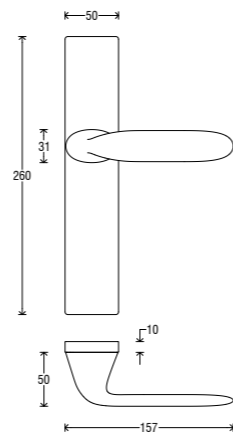
Handle <i>Impugnatura</i>	Rosette <i>Rosetta</i>	Finish <i>Finitura</i>
A493	RFXTO (Fixa)	C01
	RSXTO (Slim)	N16
		N29
		N52



Handle on Asti plate
Maniglia su placca Asti



Handle <i>Impugnatura</i>	Plate <i>Placca</i>	Finish <i>Finitura</i>
A493	P06 C	C01
	P06 O	N16
	P06 Y	N29
	P06 W	N52





“A fluid and organic shape expressing continuous movement.”



Galaxy

design by Śliwińska - Kęska

An organic shape conquers the scene with a three-dimensional layout made up of solids, voids, and powerful flat lines as seen in the final handle. Galaxy expresses the idea of continuous movement.

Un fluido organico conquista la scena con un layout tridimensionale fatto di pieni, vuoti, linee voluminose e piatte come l'impugnatura finale. Galaxy è l'espressione di un continuo movimento.

Finishes

Finiture



C01
Polished Chrome
Cromo Lucido



C02
Satin Chrome
Cromo Satinato



N16
Pearl Nickel
Nichel Perla

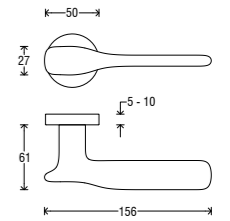


N52
Matt Black
Nero Opaco

Handle on round rosette *Maniglia su rosetta tonda*



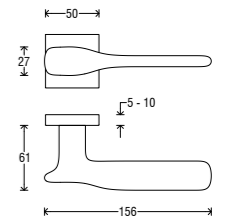
Handle <i>Impugnatura</i>	Rosette <i>Rosetta</i>	Finish <i>Finitura</i>
A495	RFXTO (Fixa)	C01
	RSXTO (Slim)	C02
		N16
		N52



Handle on square rosette *Maniglia su rosetta quadra*



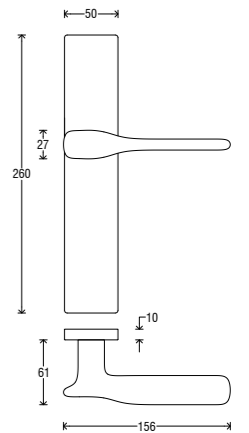
Handle <i>Impugnatura</i>	Rosette <i>Rosetta</i>	Finish <i>Finitura</i>
A495	RFXQ0 (Fixa)	C01
	RSXQ0 (Slim)	C02
		N16
		N52



Handle on Asti plate *Maniglia su placca Asti*



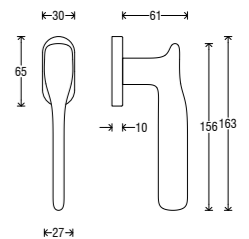
Handle <i>Impugnatura</i>	Plate <i>Placca</i>	Finish <i>Finitura</i>
A495	P06 C	C01
	P06 O	C02
	P06 Y	N16
	P06 W	N52



DK (Dry Keep) on oval rosette *DK su rosetta ovale*



Handle <i>Impugnatura</i>	Rosette <i>Rosetta</i>	Finish <i>Finitura</i>
D495	ROD	C01
		C02
		N16
		N52





166

Sun

design by Śliwińska - Kęska

Sun is the epitome of a crisp, clean, formal design. Round enveloping lines with a flat and horizontal handle, it is a handle of great aesthetic simplicity.

*In Sun la pulizia formale trova la sua massima sublimazione.
Un oggetto dalle linee rotonde e avvolgenti, con una impugnatura
piatta e orizzontale di grande semplicità estetica.*



167

“Aesthetic simplicity
and an unquestionable,
crisp formality.”

Finishes

Finiture



C01
Polished Chrome
Cromo Lucido



C02
Satin Chrome
Cromo Satinato



N16
Pearl Nickel
Nichel Perla

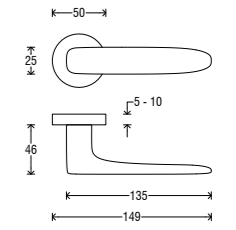


N52
Matt Black
Nero Opaco

Handle on round rosette *Maniglia su rosetta tonda*



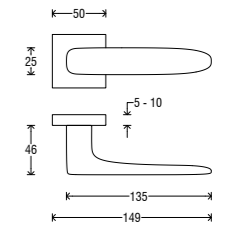
Handle <i>Impugnatura</i>	Rosette <i>Rosetta</i>	Finish <i>Finitura</i>
A491	RFXTO (Fixa)	C01
	RSXTO (Slim)	C02
		N16
		N52



Handle on square rosette *Maniglia su rosetta quadra*



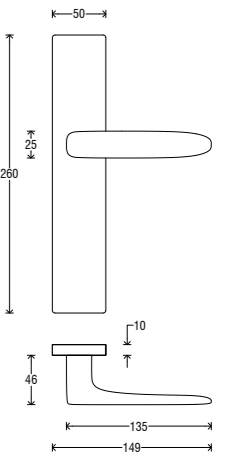
Handle <i>Impugnatura</i>	Rosette <i>Rosetta</i>	Finish <i>Finitura</i>
A491	RFXQ0 (Fixa)	C01
	RSXQ0 (Slim)	C02
		N16
		N52



Handle on Asti plate *Maniglia su placca Asti*



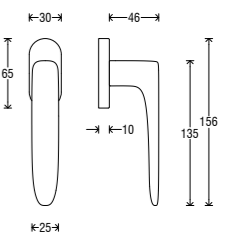
Handle <i>Impugnatura</i>	Plate <i>Placca</i>	Finish <i>Finitura</i>
A491	P06 C	C01
	P06 O	C02
	P06 Y	N16
	P06 W	N52



DK (Dry Keep) on oval rosette *DK su rosetta ovale*



Handle <i>Impugnatura</i>	Rosette <i>Rosetta</i>	Finish <i>Finitura</i>
D4941	ROD	C01
		C02
		N16
		N52





170

Antares

design by Ciani Billi Design

An architecturally inspired handle that offers a hint of futuristic design. Antares has the sinuous dynamism of a handle designed to be talked about.

Una forma quasi architettonica si muove nello spazio rimandando all'idea di un design futuristico. Antares è il dinamismo sinuoso di una maniglia nata per far parlare di sé.

“A handle flowing directly into the future.”

171



Finishes

Finiture



C01
Polished Chrome
Cromo Lucido



C06
Pearl Chrome
Cromo Perla



G01
Graphite
Grafite

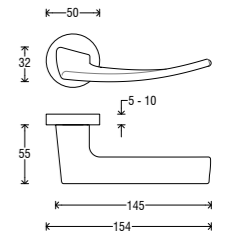


N02
Satin Nickel
Nichel Satinato

Handle on round rosette *Maniglia su rosetta tonda*



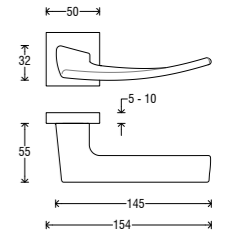
Handle <i>Impugnatura</i>	Rosette <i>Rosetta</i>	Finish <i>Finitura</i>
A218	RFXTO (Fixa)	C01
	RSXTO (Slim)	C06
		G01
		N02



Handle on square rosette *Maniglia su rosetta quadra*



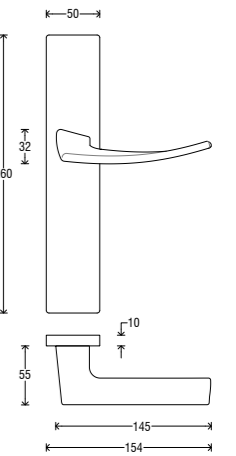
Handle <i>Impugnatura</i>	Rosette <i>Rosetta</i>	Finish <i>Finitura</i>
A218	RFXQ0 (Fixa)	C01
	RSXQ0 (Slim)	C06
		G01
		N02



Handle on Asti plate *Maniglia su placca Asti*



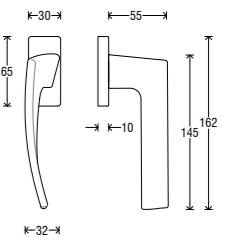
Handle <i>Impugnatura</i>	Plate <i>Placca</i>	Finish <i>Finitura</i>
A218	P06 C	C01
	P06 O	C06
	P06 Y	G01
	P06 W	N02



DK (Dry Keep) on rectangular rosette *DK su rosetta rettangolare*



Handle <i>Impugnatura</i>	Rosette <i>Rosetta</i>	Finish <i>Finitura</i>
D218	RRD	C01
		C06
		G01
		N02





“An inclined plane
that won’t fail to
catch the eye.”



Venus

design by Ciani Billi Design

An inclined rectangular block rises from its square rosette, looking up towards the observer as if to declare its presence. Venus leaps into a new dimension.


Dalla rosetta quadrata si eleva un blocco rettangolare inclinato che guarda in alto verso l'osservatore come a comunicargli la sua presenza. Venus è un salto verso una nuova dimensione.

Finishes

Finiture



C02
Satin Chrome
Cromo Satinato



C06
Pearl Chrome
Cromo Perla



N02
Satin Nickel
Nichel Satinato

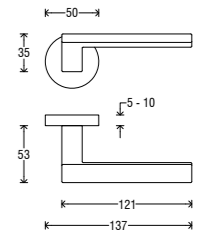


N52
Matt Black
Nero Opaco

Handle on round rosette *Maniglia su rosetta tonda*



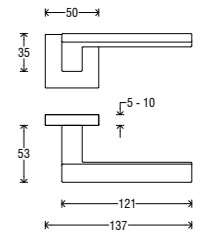
Handle <i>Impugnatura</i>	Rosette <i>Rosetta</i>	Finish <i>Finitura</i>
A216	RFXTO (Fixa)	C02
	RSXTO (Slim)	C06
		N02
		N52




Handle on square rosette *Maniglia su rosetta quadra*



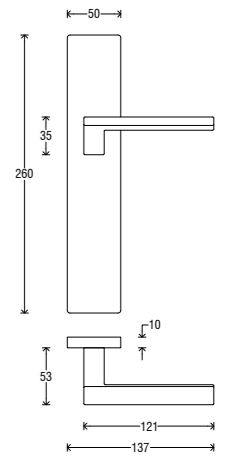
Handle <i>Impugnatura</i>	Rosette <i>Rosetta</i>	Finish <i>Finitura</i>
A216	RFXQ0 (Fixa)	C02
	RSXQ0 (Slim)	C06
		N02
		N52



Handle on Asti plate *Maniglia su placca Asti*



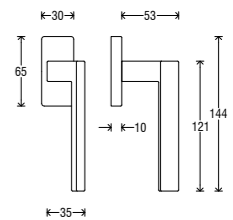
Handle <i>Impugnatura</i>	Plate <i>Placca</i>	Finish <i>Finitura</i>
A216	P06 C	C02
	P06 O	C06
	P06 Y	N02
	P06 W	N52



DK (Dry Keep) on rectangular rosette *DK su rosetta rettangolare*



Handle <i>Impugnatura</i>	Rosette <i>Rosetta</i>	Finish <i>Finitura</i>
D216	RRD	C02
		C06
		N02
		N52





178

Naxos

design by Ciani Billi Design

A handle of pure design, with light and angled lines and a flat body. Contemporary and unique, Naxos gives its environment an ethereal charm.

Geometrie contemporanee ci regalano una maniglia di puro design con linee leggere e angolate in un corpo piatto. Naxos è l'innovazione che si è fatta forma per un ambiente dal fascino etereo.

“A flat body of angled lines with a contemporary look.”



179

Finishes

Finiture



C02
Satin Chrome
Cromo Satinato



G01
Graphite
Grafite



N52
Matt Black
Nero Opaco

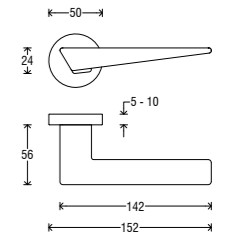


S02
Brassed Satin Matt
Ottonato Satinato Opaco

Handle on round rosette *Maniglia su rosetta tonda*



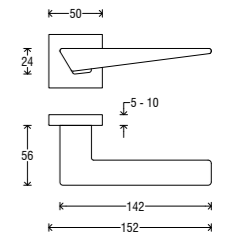
Handle <i>Impugnatura</i>	Rosette <i>Rosetta</i>	Finish <i>Finitura</i>
A215	RFXTO (Fixa) RSXTO (Slim)	C02 G01 N52 S02



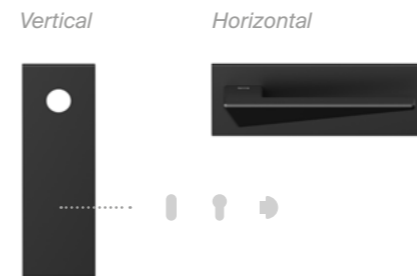
Handle on square rosette *Maniglia su rosetta quadra*



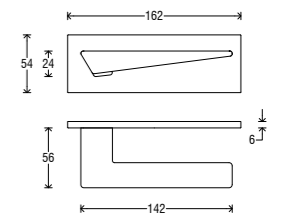
Handle <i>Impugnatura</i>	Rosette <i>Rosetta</i>	Finish <i>Finitura</i>
A215	RFXQ0 (Fixa) RSXQ0 (Slim)	C02 G01 N52 S02



Handle on Short Q plate *Maniglia su placca Short Q*



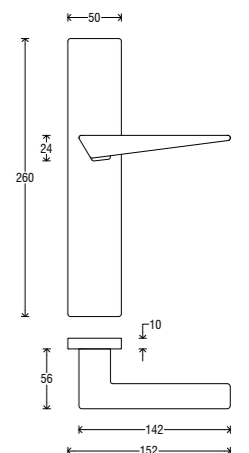
Handle <i>Impugnatura</i>	Rosette <i>Rosetta</i>	Finish <i>Finitura</i>
A215	PSQ	C02 G01 N52 S02



Handle on Asti plate *Maniglia su placca Asti*



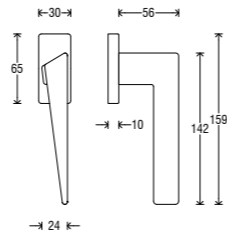
Handle <i>Impugnatura</i>	Plate <i>Placca</i>	Finish <i>Finitura</i>
A215	P06 C P06 O P06 Y P06 W	C02 G01 N52 S02



DK (Dry Keep) on rectangular rosette
 DK su rosetta rettangolare



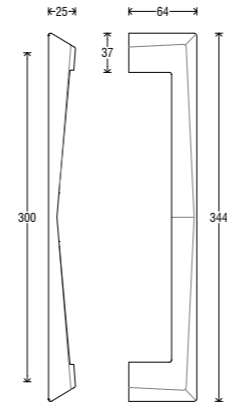
Handle <i>Impugnatura</i>	Rosette <i>Rosetta</i>	Finish <i>Finitura</i>
D215	RRD	C02
		G01
		N52
		S02



Pull handle
 Maniglione



Pull handle <i>Maniglione</i>	Finish <i>Finitura</i>
MG75	C02
	G01
	N52
	S02






184

Artemide

design by Ciani Billi Design

Reminiscent of an hourglass's silhouette, Artemide brings together two symmetrical arches to give a striking visual impact. Vintage lines and references with an unmistakably innovative style.

Dall'impugnatura che ricorda la silhouette di una clessidra, Artemide disegna nello spazio due archi simmetrici ad alto impatto evocativo. Linee e rimandi vintage in un mood ultra innovativo.



185

“Symmetrical elegance,
aesthetic perfection.”

Finishes

Finiture



B11
Pearl Bronze
Bronzo Perla



C02
Satin Chrome
Cromo Satinato



N16
Pearl Nickel
Nichel Perla

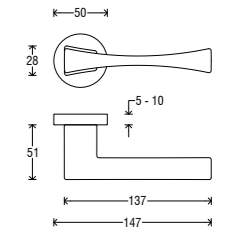


N52
Matt Black
Nero Opaco

Handle on round rosette *Maniglia su rosetta tonda*



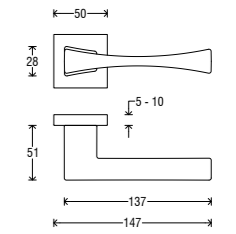
Handle <i>Impugnatura</i>	Rosette <i>Rosetta</i>	Finish <i>Finitura</i>
A213	RFXTO (Fixa) RSXTO (Slim)	B11 C02 N16 N52



Handle on square rosette *Maniglia su rosetta quadra*



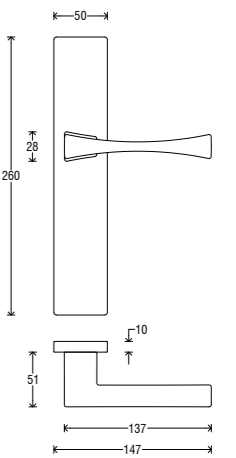
Handle <i>Impugnatura</i>	Rosette <i>Rosetta</i>	Finish <i>Finitura</i>
A213	RFXQO (Fixa) RSXQO (Slim)	B11 C02 N16 N52



Handle on Asti plate *Maniglia su placca Asti*



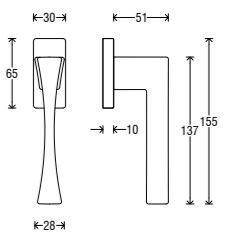
Handle <i>Impugnatura</i>	Plate <i>Placca</i>	Finish <i>Finitura</i>
A213	P06 C P06 O P06 Y P06 W	B11 C02 N16 N52




DK (Dry Keep) on rectangular rosette *DK su rosetta rettangolare*



Handle <i>Impugnatura</i>	Rosette <i>Rosetta</i>	Finish <i>Finitura</i>
D213	RRD	B11 C02 N16 N52





188


Elettra

design by Ciani Billi Design

From the square rosette a sinuous sculpture slopes gently downwards. Elettra is ergonomics and design, united in a synergy of form and substance.

Dalla rosetta quadrata si staglia una scultura sinuosa che declina dolcemente verso il basso. Elettra è ergonomia e design, uniti in una sinergia di forma e sostanza.

“A gentle descent
towards infinity.”



189

Finishes

Finiture



C02
Satin Chrome
Cromo Satinato



G01
Graphite
Grafite



N02
Satin Nickel
Nichel Satinato

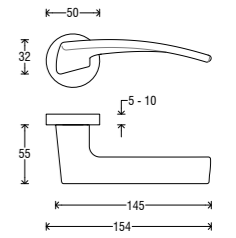


N52
Matt Black
Nero Opaco

Handle on round rosette *Maniglia su rosetta tonda*



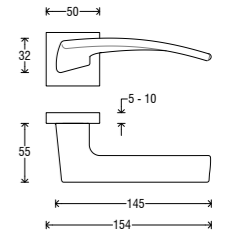
Handle <i>Impugnatura</i>	Rosette <i>Rosetta</i>	Finish <i>Finitura</i>
A219	RFXTO (Fixa) RSXTO (Slim)	C02 G01 N02 N52



Handle on square rosette *Maniglia su rosetta quadra*



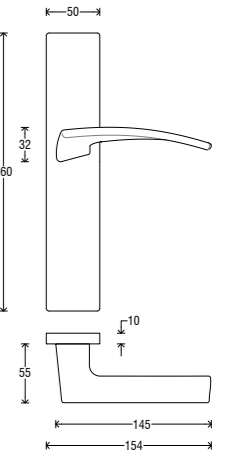
Handle <i>Impugnatura</i>	Rosette <i>Rosetta</i>	Finish <i>Finitura</i>
A219	RFXQ0 (Fixa) RSXQ0 (Slim)	C02 G01 N02 N52



Handle on Asti plate *Maniglia su placca Asti*



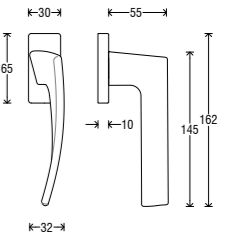
Handle <i>Impugnatura</i>	Plate <i>Placca</i>	Finish <i>Finitura</i>
A219	P06 C P06 O P06 Y P06 W	C02 G01 N02 N52




DK (Dry Keep) on rectangular rosette *DK su rosetta rettangolare*



Handle <i>Impugnatura</i>	Rosette <i>Rosetta</i>	Finish <i>Finitura</i>
D219	RRD	C02 G01 N02 N52





“The linear idea
of a circular
transformation.”



Solis

design by Forme

Solis is new-generation simplicity. The round shape of the cylinder transforms into a flat rectangular body with soft corners, while maintaining a consistency of circularity.

Solis è sobrietà di nuova generazione. La forma rotonda del cilindro che si trasforma in un corpo piatto rettangolare dagli angoli morbidi mantenendo una coerenza di circolarità.

Finishes

Finiture



C01
Polished Chrome
Cromo Lucido



C02
Satin Chrome
Cromo Satinato

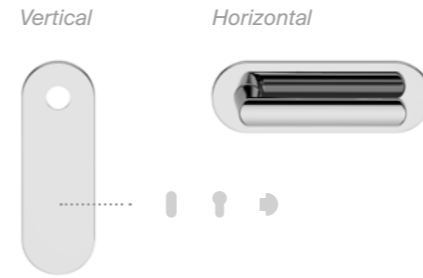


G01
Graphite
Grafite

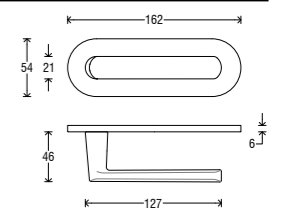


S02
Brass Satin Matt
Ottonato Satinato Opaco

Handle on Short T plate *Maniglia su placca Short T*



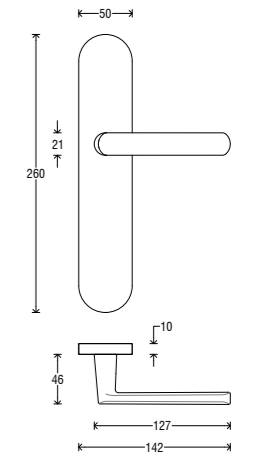
Handle <i>Impugnatura</i>	Rosette <i>Rosetta</i>	Finish <i>Finitura</i>
A212	PST	C01
		C02
		G01
		S02



Handle on Goccia plate *Maniglia su placca Goccia*



Handle <i>Impugnatura</i>	Plate <i>Placca</i>	Finish <i>Finitura</i>
A212	P28 C	C01
	P28 O	C02
	P28 Y	G01
	P28 W	S02

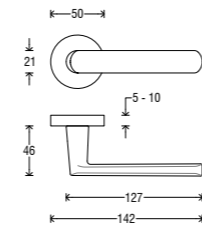


194

Handle on round rosette *Maniglia su rosetta tonda*



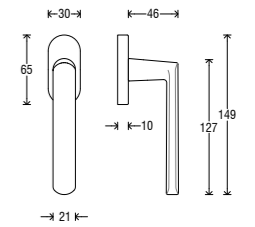
Handle <i>Impugnatura</i>	Rosette <i>Rosetta</i>	Finish <i>Finitura</i>
A212	RFXTO (Fixa)	C01
	RSXTO (Slim)	C02
		G01
		S02



DK (Dry Keep) on oval rosette *DK su rosetta ovale*



Handle <i>Impugnatura</i>	Rosette <i>Rosetta</i>	Finish <i>Finitura</i>
D212	ROD	C01
		C02
		G01
		S02

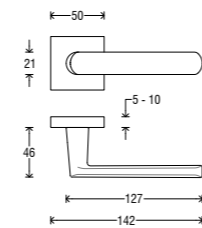


195

Handle on square rosette *Maniglia su rosetta quadra*



Handle <i>Impugnatura</i>	Rosette <i>Rosetta</i>	Finish <i>Finitura</i>
A212	RFXQ0 (Fixa)	C01
	RSXQ0 (Slim)	C02
		G01
		S02





196

Milly

design by Forme

The sturdy, circular neck extends into a slim handle with sharp edges. Milly is the evolution of the cylinder in a rectangle design - a unique vision with striking results.

Il collo robusto, circolare e potente si prolunga in una impugnatura snella che definisce degli spigoli netti. Milly è l'evoluzione del cilindro in rettangolo, in una visione unica di iconica perfezione.



197

“Cylindrical to the rectangular in one single design.”

Finishes

Finiture



B31
Matt White
Bianco Opaco



C01
Polished Chrome
Cromo Lucido



G01
Graphite
Grafite

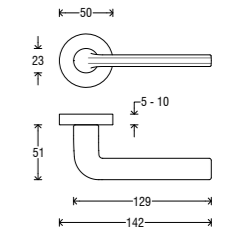


N16
Pearl Nickel
Nichel Perla

Handle on round rosette *Maniglia su rosetta tonda*



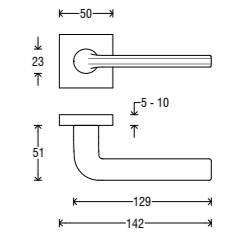
Handle <i>Impugnatura</i>	Rosette <i>Rosetta</i>	Finish <i>Finitura</i>
A133	RFXTO (Fixa)	B31
	RSXTO (Slim)	C01
		G01
		N16



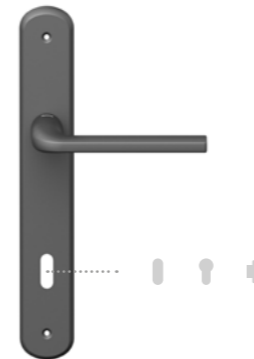
Handle on square rosette *Maniglia su rosetta quadra*



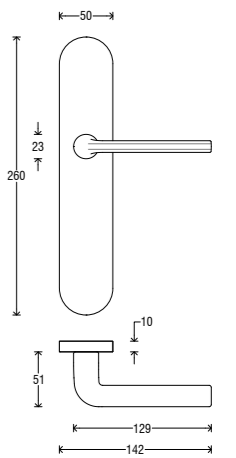
Handle <i>Impugnatura</i>	Rosette <i>Rosetta</i>	Finish <i>Finitura</i>
A133	RFXQ0 (Fixa)	B31
	RSXQ0 (Slim)	C01
		G01
		N16



Handle on Goccia plate *Maniglia su placca Goccia*



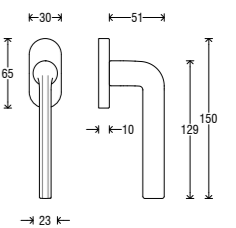
Handle <i>Impugnatura</i>	Plate <i>Placca</i>	Finish <i>Finitura</i>
A133	P28 C	B31
	P28 O	C01
	P28 Y	G01
	P28 W	N16




DK (Dry Keep) on oval rosette *DK su rosetta ovale*



Handle <i>Impugnatura</i>	Rosette <i>Rosetta</i>	Finish <i>Finitura</i>
D133	ROD	B31
		C01
		G01
		N16





“Elegance and style
gliding through empty
space.”



Diana

design by Forme

Enveloping lines stand out in a sinuous body that reflects light. It gives the idea of glittering exclusivity - the crest of a dune that appears on the horizon.

Linee avvolgenti si stagliano in un corpo sinuoso che riflette la luce e un'idea di esclusività. Diana è come la cresta di una duna che appare all'orizzonte.

Finishes

Finiture



C01
Polished Chrome
Cromo Lucido



N02
Satin Nickel
Nichel Satinato



N52
Matt Black
Nero Opaco

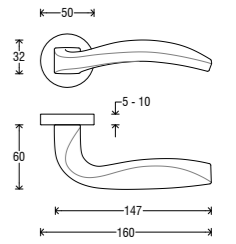


S02
Brassed Satin Matt
Ottonato Satinato Opaco

Handle on round rosette *Maniglia su rosetta tonda*



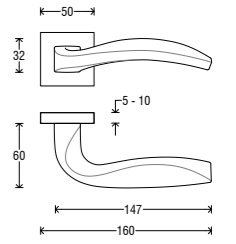
Handle <i>Impugnatura</i>	Rosette <i>Rosetta</i>	Finish <i>Finitura</i>
A177	RFXTO (Fixa)	C01
	RSXTO (Slim)	N02
		N52
		S02




Handle on square rosette *Maniglia su rosetta quadra*



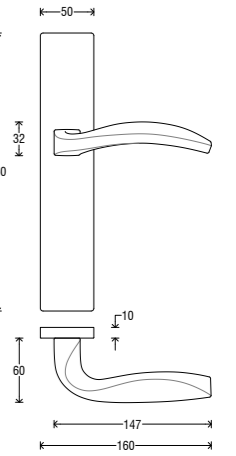
Handle <i>Impugnatura</i>	Rosette <i>Rosetta</i>	Finish <i>Finitura</i>
A177	RFXQ0 (Fixa)	C01
	RSXQ0 (Slim)	N02
		N52
		S02



Handle on Asti plate *Maniglia su placca Asti*



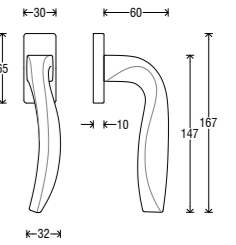
Handle <i>Impugnatura</i>	Plate <i>Placca</i>	Finish <i>Finitura</i>
A177	P06 C	C01
	P06 O	N02
	P06 Y	N52
	P06 W	S02




DK (Dry Keep) on rectangular rosette *DK su rosetta rettangolare*



Handle <i>Impugnatura</i>	Rosette <i>Rosetta</i>	Finish <i>Finitura</i>
D177	RRD	C01
		N02
		N52
		S02






204

Alice

design by Forme

Alice represents the removal of anything superfluous, leaving an impressive, multi-faceted, futuristic handle.

Come il taglio di un coltello inciso sulla materia, in Alice il designer ha scavato il volume di una maniglia, togliendo via il superfluo. Le mille facce di una creazione che guarda al futuro.



205

“Removing superfluous, only a truly innovative design remains.”

Finishes

Finiture



C01
Polished Chrome
Cromo Lucido



C02
Satin Chrome
Cromo Satinato



N02
Satin Nickel
Nichel Satinato

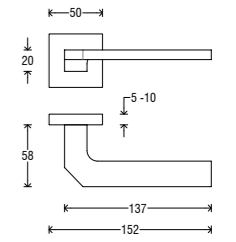


N52
Matt Black
Nero Opaco

Handle on square rosette *Maniglia su rosetta quadra*



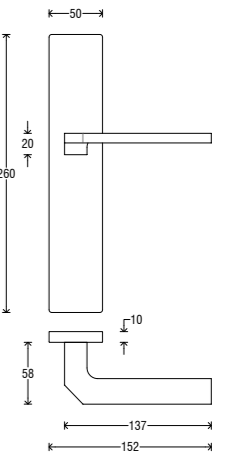
Handle <i>Impugnatura</i>	Rosette <i>Rosetta</i>	Finish <i>Finitura</i>
A184	RFXQ0 (Fixa)	C01
	RSXQ0 (Slim)	C02
		N02
		N52



Handle on Asti plate *Maniglia su placca Asti*



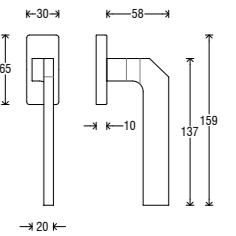
Handle <i>Impugnatura</i>	Plate <i>Placca</i>	Finish <i>Finitura</i>
A184	P06 C	C01
	P06 O	C02
	P06 Y	N02
	P06 W	N52




DK (Dry Keep) on rectangular rosette *DK su rosetta rettangolare*



Handle <i>Impugnatura</i>	Rosette <i>Rosetta</i>	Finish <i>Finitura</i>
D184	RRD	C01
		C02
		N02
		N52





208

Vanessa

design by Forme

Vanessa's appearance resembles a wave breaking gently against the shore. A soft and mellow design with a slightly curved rectangular handle.

L'aspetto di Vanessa è quello di un'onda potente che si infrange sulla porta del mare. Un design morbido e suadente con un'impugnatura rettangolare leggermente curvata.



209

“A soft wave
breaking on the
sea shore.”

Finishes

Finiture



C01
Polished Chrome
Cromo Lucido



C02
Satin Chrome
Cromo Satinato



N02
Satin Nickel
Nichel Satinato

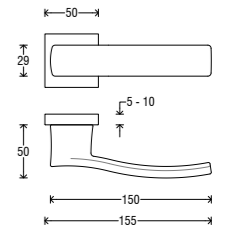


N52
Matt Black
Nero Opaco


Handle on square rosette
Maniglia su rosetta quadra



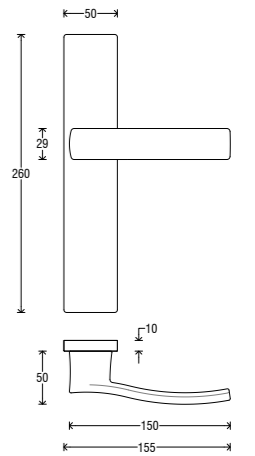
Handle <i>Impugnatura</i>	Rosette <i>Rosetta</i>	Finish <i>Finitura</i>
A201	RFXQ0 (Fixa) RSXQ0 (Slim)	C01 C02 N02 N52



Handle on Asti plate
Maniglia su placca Asti



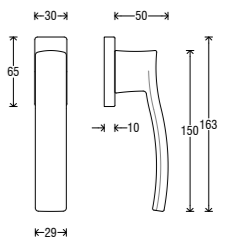
Handle <i>Impugnatura</i>	Plate <i>Placca</i>	Finish <i>Finitura</i>
A201	P06 C P06 O P06 Y P06 W	C01 C02 N02 N52




DK (Dry Keep) on rectangular rosette
DK su rosetta rettangolare



Handle <i>Impugnatura</i>	Rosette <i>Rosetta</i>	Finish <i>Finitura</i>
D201	RRD	C01 C02 N02 N52





212

Boston

design by Kawajun


Designed to adapt to multiple contexts of contemporary living, Boston is a handle with a simple and elegant look. Flat lines, soft corners, aesthetic sobriety, no frills.

Pensata per adattarsi a svariati contesti dell'abitare contemporaneo, Boston è una maniglia dal look semplice ed elegante, senza fronzoli. Linee piatte, angoli morbidi, sobrietà estetica.

“The flexibility to adapt to multiple environments of everyday life.”



213



Finishes

Finiture

BR ZA



C01
Polished Chrome
Cromo Lucido



C06
Pearl Chrome
Cromo Perla



N02
Satin Nickel
Nichel Satinato

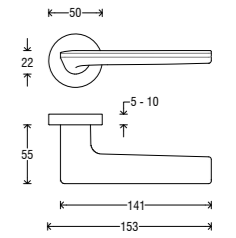


N52
Matt Black
Nero Opaco

Handle on round rosette *Maniglia su rosetta tonda*



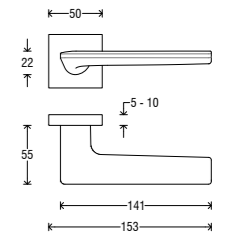
Handle <i>Impugnatura</i>	Rosette <i>Rosetta</i>	Finish <i>Finitura</i>
A422	RFXTO (Fixa)	C01
	RSXTO (Slim)	C06
		N02
		N52




Handle on square rosette *Maniglia su rosetta quadra*



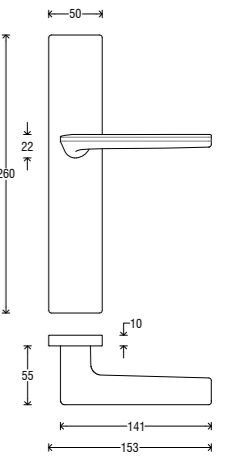
Handle <i>Impugnatura</i>	Rosette <i>Rosetta</i>	Finish <i>Finitura</i>
A422	RFXQ0 (Fixa)	C01
	RSXQ0 (Slim)	C06
		N02
		N52



Handle on Asti plate *Maniglia su placca Asti*



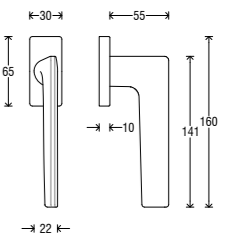
Handle <i>Impugnatura</i>	Plate <i>Placca</i>	Finish <i>Finitura</i>
A422	P06 C	C01
	P06 O	C06
	P06 Y	N02
	P06 W	N52




DK (Dry Keep) on rectangular rosette *DK su rosetta rettangolare*



Handle <i>Impugnatura</i>	Rosette <i>Rosetta</i>	Finish <i>Finitura</i>
D422	RRD	C01
		C06
		N02
		N52





216


Minerva

design by Kawajun

A strongly inclined square neck rises from the square rosette, giving the impression of the handle rotating on itself. With strong curved lines like a flowing river, Minerva is pure dynamism.

Dalla rosetta quadrata si erge un collo quadrato fortemente inclinato per imprimere l'idea di una maniglia che ruota su se stessa. Come un fiume che scorre, Minerva è puro dinamismo.

“Soft and sinuous lines for the maximum expression of fluidity.”



217

Finishes

Finiture



C02
Satin Chrome
Cromo Satinato



N16
Pearl Nickel
Nichel Perla



N52
Matt Black
Nero Opaco

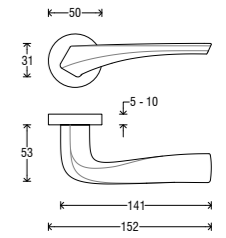


P01
Gold PVD
PVD Oro

Handle on round rosette *Maniglia su rosetta tonda*



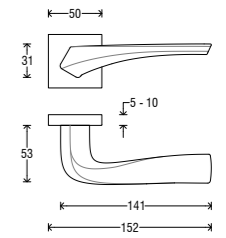
Handle <i>Impugnatura</i>	Rosette <i>Rosetta</i>	Finish <i>Finitura</i>
A278	RFXTO (Fixa)	C02
	RSXTO (Slim)	N16
		N52
		P01



Handle on square rosette *Maniglia su rosetta quadra*



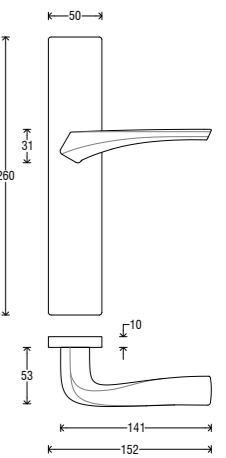
Handle <i>Impugnatura</i>	Rosette <i>Rosetta</i>	Finish <i>Finitura</i>
A278	RFXQ0 (Fixa)	C02
	RSXQ0 (Slim)	N16
		N52
		P01



Handle on Asti plate *Maniglia su placca Asti*



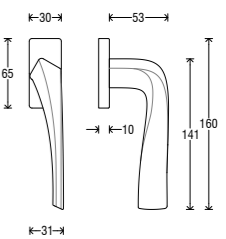
Handle <i>Impugnatura</i>	Plate <i>Placca</i>	Finish <i>Finitura</i>
A278	P06 C	C02
	P06 O	N16
	P06 Y	N52
	P06 W	P01




DK (Dry Keep) on rectangular rosette *DK su rosetta rettangolare*



Handle <i>Impugnatura</i>	Rosette <i>Rosetta</i>	Finish <i>Finitura</i>
D278	RRD	C02
		N16
		N52
		P01






220

Hammer

design by Forme

As the name suggests, Hammer is inspired by the hammer's silhouette, shown through the final part of the handle that widens. A compact design that expresses power and solidity.

Così come suggerisce il nome, Hammer è ispirata alla silhouette di un martello grazie alla parte finale dell'impugnatura che si allarga. Un design compatto che esprime potenza e solidità.



221

“Power through style,
solidity as an
expression.”

Finishes

Finiture



B31
Matt White
Bianco Opaco



C06
Pearl Chrome
Cromo Perla



G01
Graphite
Grafite

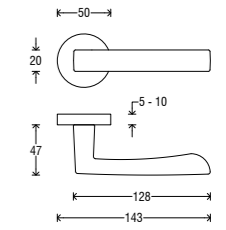


N16
Pearl Nickel
Nichel Perla

Handle on round rosette *Maniglia su rosetta tonda*



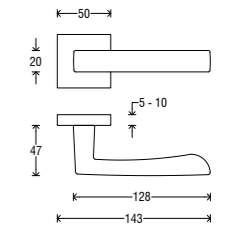
Handle <i>Impugnatura</i>	Rosette <i>Rosetta</i>	Finish <i>Finitura</i>
A257	RFXTO (Fixa)	B31
	RSXTO (Slim)	C06
		G01
		N16



Handle on square rosette *Maniglia su rosetta quadra*



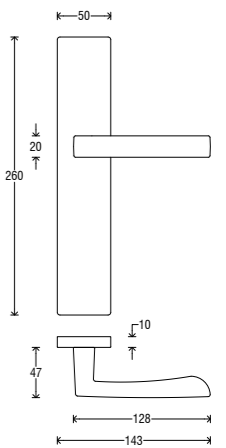
Handle <i>Impugnatura</i>	Rosette <i>Rosetta</i>	Finish <i>Finitura</i>
A257	RFXQ0 (Fixa)	B31
	RSXQ0 (Slim)	C06
		G01
		N16



Handle on Asti plate *Maniglia su placca Asti*



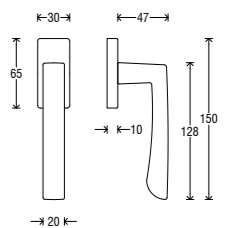
Handle <i>Impugnatura</i>	Plate <i>Placca</i>	Finish <i>Finitura</i>
A257	P06 C	B31
	P06 O	C06
	P06 Y	G01
	P06 W	N16



DK (Dry Keep) on rectangular rosette *DK su rosetta rettangolare*



Handle <i>Impugnatura</i>	Rosette <i>Rosetta</i>	Finish <i>Finitura</i>
D257	RRD	B31
		C06
		G01
		N16





224

Olimpia


design by Kawajun

Olimpia is a thin handle, with elegant curves imparting an aura of sophistication to its environment. A graceful shape in new-generation spatial dynamism.

Un movimento leggiadro si libera in un dinamismo spaziale di nuova generazione. Olimpia è una maniglia sottile dove le curve dell'impugnatura imprimono all'ambiente un'aura di sofisticatezza.

“Symbolising unprecedented flexibility and fluidity.”

225



Finishes

Finiture



B11
Pearl Bronze
Bronzo Perla



C01
Polished Chrome
Cromo Lucido



N16
Pearl Nickel
Nichel Perla

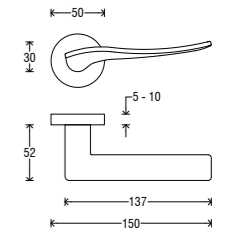


N52
Matt Black
Nero Opaco

Handle on round rosette *Maniglia su rosetta tonda*



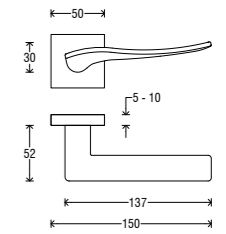
Handle <i>Impugnatura</i>	Rosette <i>Rosetta</i>	Finish <i>Finitura</i>
A280	RFXTO (Fixa)	B11
	RSXTO (Slim)	C01
		N16
		N52



Handle on square rosette *Maniglia su rosetta quadra*



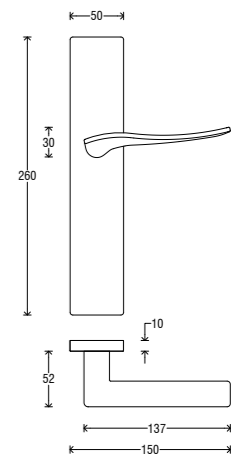
Handle <i>Impugnatura</i>	Rosette <i>Rosetta</i>	Finish <i>Finitura</i>
A280	RFXQ0 (Fixa)	B11
	RSXQ0 (Slim)	C01
		N16
		N52



Handle on Asti plate *Maniglia su placca Asti*



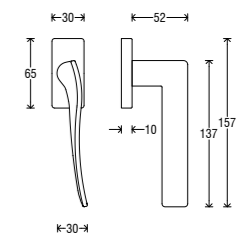
Handle <i>Impugnatura</i>	Plate <i>Placca</i>	Finish <i>Finitura</i>
A280	P06 C	B11
	P06 O	C01
	P06 Y	N16
	P06 W	N52




DK (Dry Keep) on rectangular rosette *DK su rosetta rettangolare*



Handle <i>Impugnatura</i>	Rosette <i>Rosetta</i>	Finish <i>Finitura</i>
D280	RRD	B11
		C01
		N16
		N52





228

Ginevra

design by Forme

Angular lines and precise geometries form up a handle with unique characteristics. Two overlapping flat rectangles with a single curvature at the neck.

Linee spigolose e geometrie esatte compongono una maniglia dalle caratteristiche uniche. Due rettangoli piatti sovrapposti con un'unica curvatura all'altezza del collo.




229

“The perfection of geometry arranged on superimposed planes.”

Finishes

Finiture



C06
Pearl Chrome
Cromo Perla



N02
Satin Nickel
Nichel Satinato



N52
Matt Black
Nero Opaco

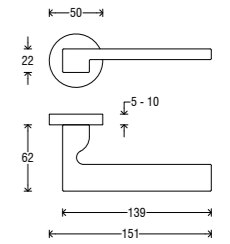


S02
Brassed Satin Matt
Ottonato Satinato Opaco

Handle on round rosette *Maniglia su rosetta tonda*



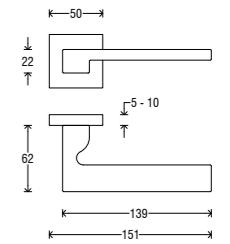
Handle <i>Impugnatura</i>	Rosette <i>Rosetta</i>	Finish <i>Finitura</i>
A430	RFXTO (Fixa)	C06
	RSXT0 (Slim)	N02
		N52
		S02



Handle on square rosette *Maniglia su rosetta quadra*



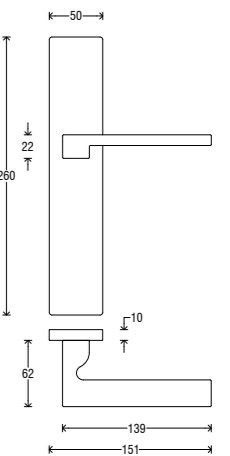
Handle <i>Impugnatura</i>	Rosette <i>Rosetta</i>	Finish <i>Finitura</i>
A430	RFXQ0 (Fixa)	C06
	RSXQ0 (Slim)	N02
		N52
		S02



Handle on Asti plate *Maniglia su placca Asti*



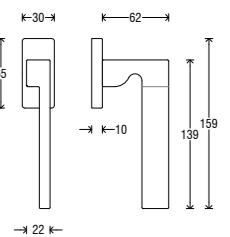
Handle <i>Impugnatura</i>	Plate <i>Placca</i>	Finish <i>Finitura</i>
A430	P06 C	C06
	P06 O	N02
	P06 Y	N52
	P06 W	S02



DK (Dry Keep) on rectangular rosette *DK su rosetta rettangolare*



Handle <i>Impugnatura</i>	Rosette <i>Rosetta</i>	Finish <i>Finitura</i>
D430	RRD	C06
		N02
		N52
		S02





232


Pavia

design by Sergio Mori

Pavia is an elegant handle that is suited to multiple architectural contexts. A square rosette, cylindrical neck and rectangular handle that come together in a simple shape.

Pavia è l'eleganza di una maniglia che si presta a molteplici contesti architeturali. Rosetta quadrata, collo cilindrico e impugnatura rettangolare che si realizzano in una forma semplice.

“A simple structure composed of a mix of geometric shape.”



233

Finishes

Finiture



B11
Pearl Bronze
Bronzo Perla



C01
Polished Chrome
Cromo Lucido



C02
Satin Chrome
Cromo Satinato

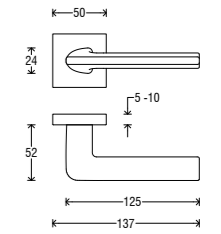


N02
Satin Nickel
Nichel Satinato

Handle on round rosette *Maniglia su rosetta tonda*



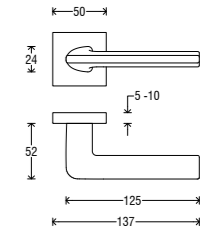
Handle <i>Impugnatura</i>	Rosette <i>Rosetta</i>	Finish <i>Finitura</i>
A406	RFXTO (Fixa)	B11
	RSXTO (Slim)	C01
		C02
		N02




Handle on square rosette *Maniglia su rosetta quadra*



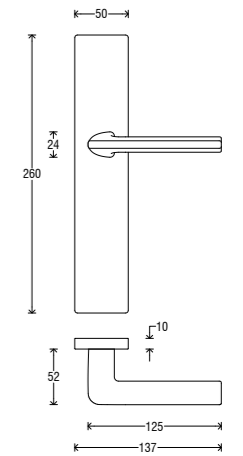
Handle <i>Impugnatura</i>	Rosette <i>Rosetta</i>	Finish <i>Finitura</i>
A406	RFXQ0 (Fixa)	B11
	RSXQ0 (Slim)	C01
		C02
		N02



Handle on Asti plate *Maniglia su placca Asti*



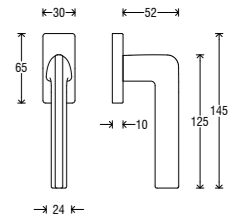
Handle <i>Impugnatura</i>	Plate <i>Placca</i>	Finish <i>Finitura</i>
A406	P06 C	B11
	P06 O	C01
	P06 Y	C02
	P06 W	N02



DK (Dry Keep) on rectangular rosette *DK su rosetta rettangolare*



Handle <i>Impugnatura</i>	Rosette <i>Rosetta</i>	Finish <i>Finitura</i>
D406	RRD	B11
		C01
		C02
		N02





236

Chicago

design by Kawajun

Both full and empty volumes mix to give life to a sinuous shape. Chicago combines ergonomics and aesthetics, creating an ultra-contemporary fluid design.

Pieni e vuoti di volume si mescolano per dare vita a una forma sinuosa. Chicago è ergonomia ed estetica, insieme in un connubio fluido ultra contemporaneo.



237

“Ergonomics and aesthetics in an equal union.”

Finishes

Finiture



G01
Graphite
Grafite



N02
Satin Nickel
Nichel Satinato



N52
Matt Black
Nero Opaco

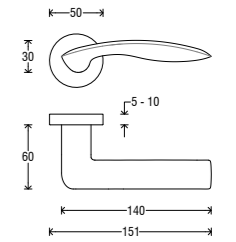


P01
Gold PVD
PVD Oro

Handle on round rosette *Maniglia su rosetta tonda*



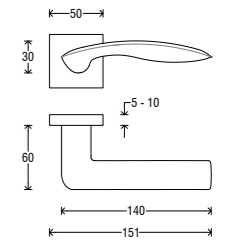
Handle <i>Impugnatura</i>	Rosette <i>Rosetta</i>	Finish <i>Finitura</i>
A423	RFXTO (Fixa)	G01
	RSXTO (Slim)	N02
		N52
		P01




Handle on square rosette *Maniglia su rosetta quadra*



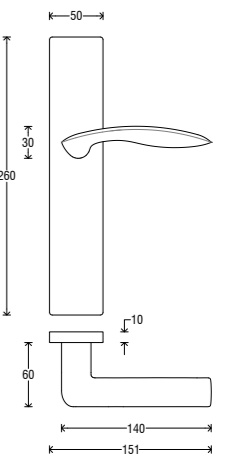
Handle <i>Impugnatura</i>	Rosette <i>Rosetta</i>	Finish <i>Finitura</i>
A423	RFXQ0 (Fixa)	G01
	RSXQ0 (Slim)	N02
		N52
		P01



Handle on Asti plate *Maniglia su placca Asti*



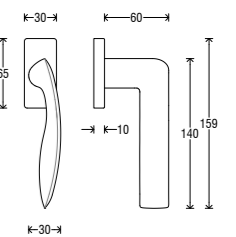
Handle <i>Impugnatura</i>	Plate <i>Placca</i>	Finish <i>Finitura</i>
A423	P06 C	G01
	P06 O	N02
	P06 Y	N52
	P06 W	P01




DK (Dry Keep) on rectangular rosette *DK su rosetta rettangolare*



Handle <i>Impugnatura</i>	Rosette <i>Rosetta</i>	Finish <i>Finitura</i>
D423	RRD	G01
		N02
		N52
		P01






240

Monza

design by Sergio Mori

A recess in the neck of the article symbolises a hole being dug by an index finger. Removing unnecessary material in a curious, human way.

L'idea è quella di un dito indice che ha scavato con forza sottraendo del materiale dal collo della maniglia. Monza è intuito e solidità, in una forma assolutamente inedita.



241

“Less material, more substance. Demonstrating acting on an idea.”

Finishes

Finiture



C01
Polished Chrome
Cromo Lucido



N16
Pearl Nickel
Nichel Perla



N52
Matt Black
Nero Opaco

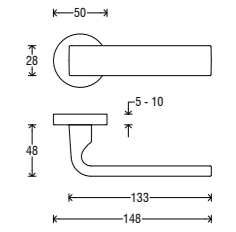


S02
Brassed Satin Matt
Ottonato Satinato Opaco

Handle on round rosette *Maniglia su rosetta tonda*



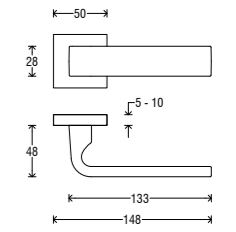
Handle <i>Impugnatura</i>	Rosette <i>Rosetta</i>	Finish <i>Finitura</i>
A413	RFXTO (Fixa)	C01
	RSXTO (Slim)	N16
		N52
		S02



Handle on square rosette *Maniglia su rosetta quadra*



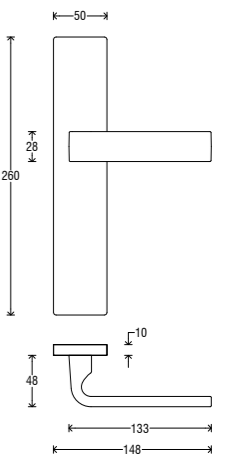
Handle <i>Impugnatura</i>	Rosette <i>Rosetta</i>	Finish <i>Finitura</i>
A413	RFXQ0 (Fixa)	C01
	RSXQ0 (Slim)	N16
		N52
		S02



Handle on Asti plate *Maniglia su placca Asti*



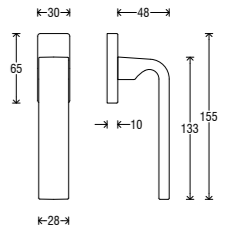
Handle <i>Impugnatura</i>	Plate <i>Placca</i>	Finish <i>Finitura</i>
A413	P06 C	C01
	P06 O	N16
	P06 Y	N52
	P06 W	S02



DK (Dry Keep) on rectangular rosette *DK su rosetta rettangolare*



Handle <i>Impugnatura</i>	Rosette <i>Rosetta</i>	Finish <i>Finitura</i>
D413	RRD	C01
		N16
		N52
		S02





244

Betty

design by Forme

Generous dimensions for a striking visual impact. Betty has a square rosette that matches a rectangular handle with rounded corners. A decisive design that communicates strength and stability.

Dimensioni generose per un impatto visivo dirompente. Betty ha una rosetta quadrata che si abbina a una impugnatura rettangolare con gli angoli smussati. Un design deciso che comunica forza e stabilità.



245

“Strength and stability delivered through a unique visual impact.”

Finishes

Finiture



B11
Pearl Bronze
Bronzo Perla



C02
Satin Chrome
Cromo Satinato



N16
Pearl Nickel
Nichel Perla

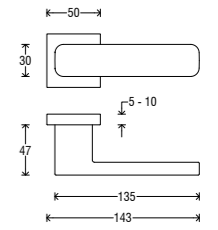


N52
Matt Black
Nero Opaco


Handle on square rosette *Maniglia su rosetta quadra*



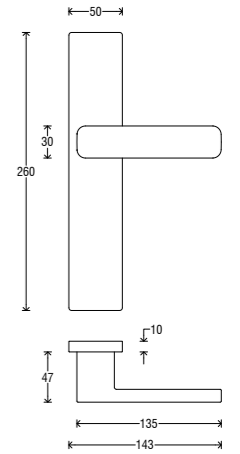
Handle <i>Impugnatura</i>	Rosette <i>Rosetta</i>	Finish <i>Finitura</i>
A134	RFXQ0 (Fixa)	B11
	RSXQ0 (Slim)	C02
		N16
		N52



Handle on Asti plate *Maniglia su placca Asti*



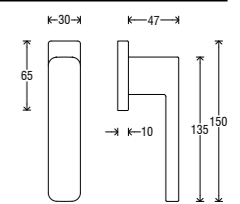
Handle <i>Impugnatura</i>	Plate <i>Placca</i>	Finish <i>Finitura</i>
A134	P06 C	B11
	P06 O	C02
	P06 Y	N16
	P06 W	N52




DK (Dry Keep) on rectangular rosette *DK su rosetta rettangolare*



Handle <i>Impugnatura</i>	Rosette <i>Rosetta</i>	Finish <i>Finitura</i>
D134	RRD	B11
		C02
		N16
		N52





248

Genova


design by Forme

Evoking the cliffs of the city of the lighthouse, the Genova has 3 purposefully broken lines. It is a polygonal design that conveys an idea of brilliant contemporaneity.

Il design evoca il profilo delle scogliere tipiche della città della lanterna con tre linee spezzate che si sviluppano nello spazio. Un design poligonale che restituisce un'idea di brillante contemporaneità.

“Polygonal design with 3 broken lines. Instant contemporaneity.”

249



Finishes


Finiture



B11
Pearl Bronze
Bronzo Perla



C06
Pearl Chrome
Cromo Perla



N16
Pearl Nickel
Nichel Perla

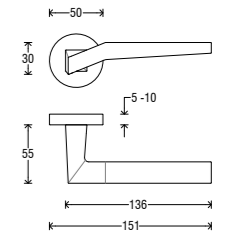


N52
Matt Black
Nero Opaco


Handle on round rosette *Maniglia su rosetta tonda*



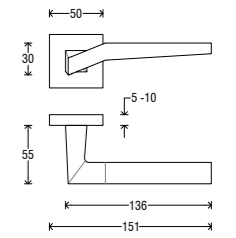
Handle <i>Impugnatura</i>	Rosette <i>Rosetta</i>	Finish <i>Finitura</i>
A410	RFXTO (Fixa)	B11
	RSXTO (Slim)	C06
		N16
		N52



Handle on square rosette *Maniglia su rosetta quadra*



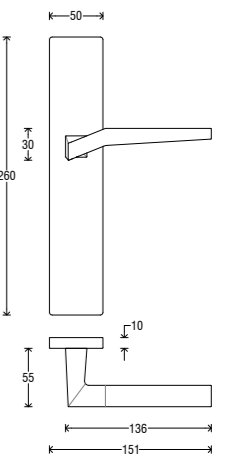
Handle <i>Impugnatura</i>	Rosette <i>Rosetta</i>	Finish <i>Finitura</i>
A410	RFXQ0 (Fixa)	B11
	RSXQ0 (Slim)	C06
		N16
		N52



Handle on Asti plate *Maniglia su placca Asti*



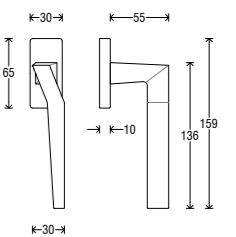
Handle <i>Impugnatura</i>	Plate <i>Placca</i>	Finish <i>Finitura</i>
A410	P06 C	B11
	P06 O	C06
	P06 Y	N16
	P06 W	N52




DK (Dry Keep) on rectangular rosette *DK su rosetta rettangolare*



Handle <i>Impugnatura</i>	Rosette <i>Rosetta</i>	Finish <i>Finitura</i>
D410	RRD	B11
		C06
		N16
		N52





Paola

design by Kawajun

The triangular handle is Paola's most interesting feature, with a final part that increasingly tapers in the search for maximum lightness. The flat surface amplifies its scenic impact and the innovative feel.

L'impugnatura triangolare è la caratteristica più interessante di Paola, con la parte finale che si assottiglia sempre di più cercando la massima leggerezza. La superficie piatta ne amplifica l'impatto scenico e il mood innovativo.

“A light yet powerful triangle suspended in space.”



Finishes

Finiture



G01
Graphite
Grafite

N16
Pearl Nickel
Nichel Perla

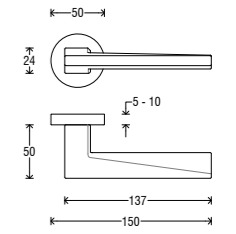
N52
Matt Black
Nero Opaco

S02
Brassed Satin Matt
Ottonato Satinato Opaco

Handle on round rosette *Maniglia su rosetta tonda*



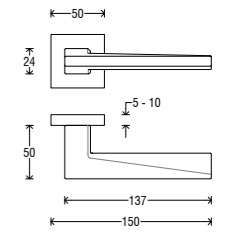
Handle <i>Impugnatura</i>	Rosette <i>Rosetta</i>	Finish <i>Finitura</i>
A185	RFXTO (Fixa) RSXTO (Slim)	G01 N16 N52 S02



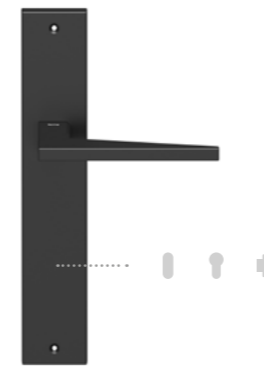
Handle on square rosette *Maniglia su rosetta quadra*



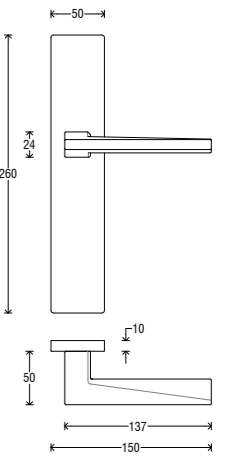
Handle <i>Impugnatura</i>	Rosette <i>Rosetta</i>	Finish <i>Finitura</i>
A185	RFXQ0 (Fixa) RSXQ0 (Slim)	G01 N16 N52 S02



Handle on Asti plate *Maniglia su placca Asti*



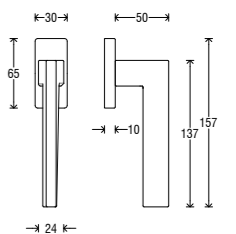
Handle <i>Impugnatura</i>	Plate <i>Placca</i>	Finish <i>Finitura</i>
A185	P06 C P06 O P06 Y P06 W	G01 N16 N52 S02



DK (Dry Keep) on rectangular rosette *DK su rosetta rettangolare*



Handle <i>Impugnatura</i>	Rosette <i>Rosetta</i>	Finish <i>Finitura</i>
D185	RRD	G01 N16 N52 S02





256

Innova

design by Forme

Sometimes less is more when improving functionality. This is how the Innova was born, removing materials to increase ergonomics and allow for more thumb space.

A volte la funzionalità si raggiunge attraverso un processo di sottrazione. Così nasce Innova, la maniglia che toglie della materia per aumentare l'ergonomia e dare più spazio al pollice.

“Sometimes less is more. Functionality through subtraction.”



257

Finishes

Finiture



C01
Polished Chrome
Cromo Lucido



C02
Satin Chrome
Cromo Satinato



N02
Satin Nickel
Nichel Satinato

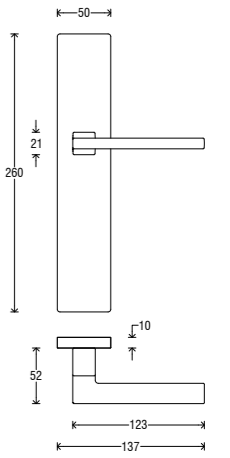


N52
Matt Black
Nero Opaco

Handle on Asti plate *Maniglia su placca Asti*



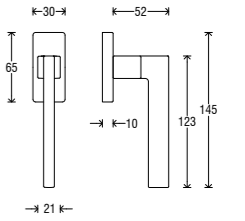
Handle <i>Impugnatura</i>	+	Plate <i>Placca</i>	+	Finish <i>Finitura</i>
A204		P06 C		C01
		P06 O		C02
		P06 Y		N02
		P06 W		N52



DK (Dry Keep) on rectangular rosette *DK su rosetta rettangolare*



Handle <i>Impugnatura</i>	+	Rosette <i>Rosetta</i>	+	Finish <i>Finitura</i>
D204		RRD		C01
				C02
				N02
				N52

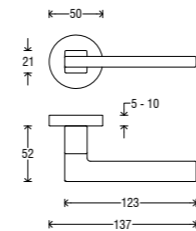


258

Handle on round rosette *Maniglia su rosetta tonda*



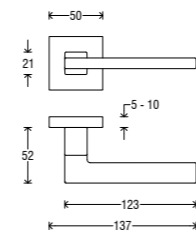
Handle <i>Impugnatura</i>	+	Rosette <i>Rosetta</i>	+	Finish <i>Finitura</i>
A204		RFXTO (Fixa)		C01
		RSXTO (Slim)		C02
				N02
				N52



Handle on square rosette *Maniglia su rosetta quadra*



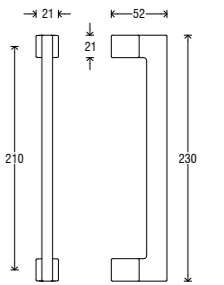
Handle <i>Impugnatura</i>	+	Rosette <i>Rosetta</i>	+	Finish <i>Finitura</i>
A204		RFXQ0 (Fixa)		C01
		RSXQ0 (Slim)		C02
				N02
				N52




Pull handle *Maniglione*



Pull handle <i>Maniglione</i>	+	Finish <i>Finitura</i>
MG29		C01
		C02
		N02
		N52



259




260

Crystal

design by Forme

Sinuous yet solid, the Crystal handle is inspired by the many facets of a mineral surface. Light plays within the structure in a way that conveys purity and elegance on a tactile and aesthetic level.

Sinuosa e squadrata allo stesso tempo, la maniglia Crystal è ispirata alle diverse sfaccettature di una superficie minerale. Giochi di luce che trasmettono purezza ed eleganza a livello tattile ed estetico.



261

“Sinuous yet solid,
light and shadow,
crystalline elegance.”

Finishes

Finiture




C02
Satin Chrome
Cromo Satinato



N16
Pearl Nickel
Nichel Perla



N52
Matt Black
Nero Opaco

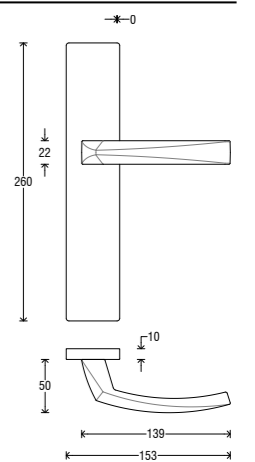


P01
Gold PVD
PVD Oro

Handle on Asti plate *Maniglia su placca Asti*



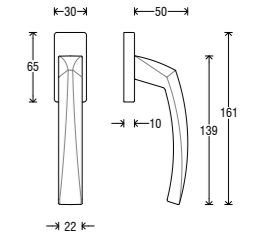
Handle <i>Impugnatura</i>	+	Plate <i>Placca</i>	+	Finish <i>Finitura</i>
A268		P06 C		C02
		P06 O		N16
		P06 Y		N52
		P06 W		P01



DK (Dry Keep) on rectangular rosette *DK su rosetta rettangolare*



Handle <i>Impugnatura</i>	+	Rosette <i>Rosetta</i>	+	Finish <i>Finitura</i>
D268		RRD		C02
				N16
				N52
				P01

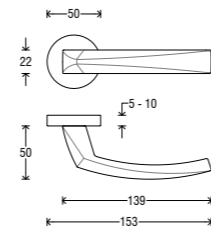


262

Handle on round rosette *Maniglia su rosetta tonda*



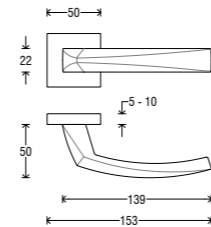
Handle <i>Impugnatura</i>	+	Rosette <i>Rosetta</i>	+	Finish <i>Finitura</i>
A268		RFXTO (Fixa)		C02
		RSXTO (Slim)		N16
				N52
				P01



Handle on square rosette *Maniglia su rosetta quadra*



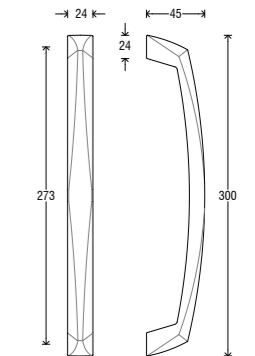
Handle <i>Impugnatura</i>	+	Rosette <i>Rosetta</i>	+	Finish <i>Finitura</i>
A268		RFXQO (Fixa)		C02
		RSXQO (Slim)		N16
				N52
				P01



Pull handle *Maniglione*



Pull handle <i>Maniglione</i>	+	Finish <i>Finitura</i>
MG27		C02
		N16
		N52
		P01



263



264


Foglia

design by Forme

The origin of this design was the attempt to evoke the shape of a leaf in a stylized, relevant way. The result is a handle which retains the charm of nature without sacrificing on functionality.

L'origine di questo design è il tentativo di evocare la forma di una foglia in una versione super stilizzata. Un esperimento riuscito che esprime tutto il valore di un fascino naturale racchiuso in una maniglia.

“The beauty of nature without compromises on functionality.”



265

Finishes

Finiture



C06
Pearl Chrome
Cromo Perla



N02
Satin Nickel
Nichel Satinato



N52
Matt Black
Nero Opaco

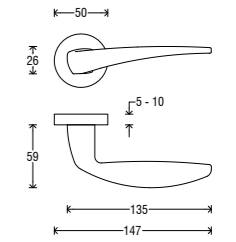


S02
Brassed Satin Matt
Ottonato Satinato Opaco

Handle on round rosette *Maniglia su rosetta tonda*



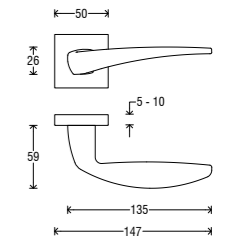
Handle <i>Impugnatura</i>	Rosette <i>Rosetta</i>	Finish <i>Finitura</i>
A272	RFXTO (Fixa) RSXTO (Slim)	C06 N02 N52 S02



Handle on square rosette *Maniglia su rosetta quadra*



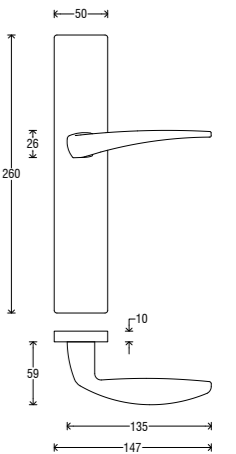
Handle <i>Impugnatura</i>	Rosette <i>Rosetta</i>	Finish <i>Finitura</i>
A272	RFXQ0 (Fixa) RSXQ0 (Slim)	C06 N02 N52 S02



Handle on Asti plate *Maniglia su placca Asti*



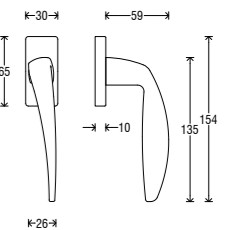
Handle <i>Impugnatura</i>	Plate <i>Placca</i>	Finish <i>Finitura</i>
A272	P06 C P06 O P06 Y P06 W	C06 N02 N52 S02




DK (Dry Keep) on rectangular rosette *DK su rosetta rettangolare*



Handle <i>Impugnatura</i>	Rosette <i>Rosetta</i>	Finish <i>Finitura</i>
D272	RRD	C06 N02 N52 S02






268

Lorena

design by Forme

A flat, inclined and symmetrical handle rising from a pyramid-shaped neck. Lorena expresses a sophisticated, compact and strong design with conceptual energy.

Dal collo a piramide si erge una impugnatura piatta, inclinata e simmetrica. Lorena esprime un design sofisticato in grado di comunicare compattezza, forza ed energia concettuale.



269

“Total symmetry,
absolute elegance.”

Finishes

Finiture



C02
Satin Chrome
Cromo Satinato



G01
Graphite
Grafite



N16
Pearl Nickel
Nichel Perla

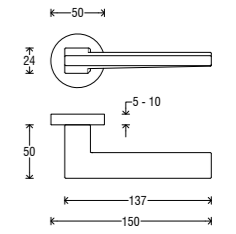


N52
Matt Black
Nero Opaco

Handle on round rosette *Maniglia su rosetta tonda*



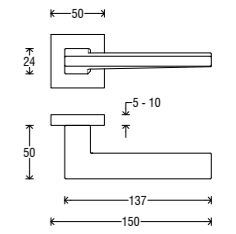
Handle <i>Impugnatura</i>	Rosette <i>Rosetta</i>	Finish <i>Finitura</i>
A136	RFXTO (Fixa)	C02
	RSXTO (Slim)	G01
		N16
		N52



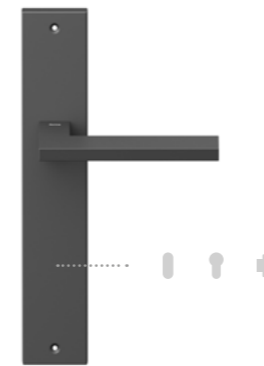
Handle on square rosette *Maniglia su rosetta quadra*



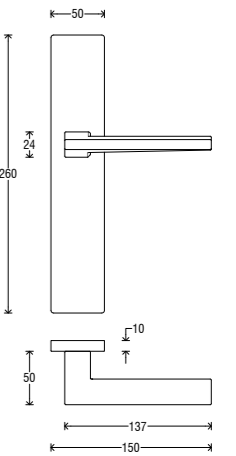
Handle <i>Impugnatura</i>	Rosette <i>Rosetta</i>	Finish <i>Finitura</i>
A136	RFXQ0 (Fixa)	C02
	RSXQ0 (Slim)	G01
		N16
		N52



Handle on Asti plate *Maniglia su placca Asti*



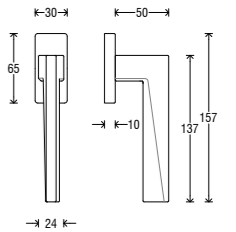
Handle <i>Impugnatura</i>	Plate <i>Placca</i>	Finish <i>Finitura</i>
A136	P06 C	C02
	P06 O	G01
	P06 Y	N16
	P06 W	N52



DK (Dry Keep) on rectangular rosette *DK su rosetta rettangolare*



Handle <i>Impugnatura</i>	Rosette <i>Rosetta</i>	Finish <i>Finitura</i>
D136	RRD	C02
		G01
		N16
		N52



Pull handles

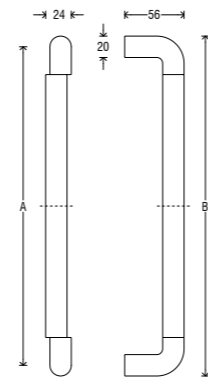
Maniglioni

Shinobi

Pull handle
Maniglione



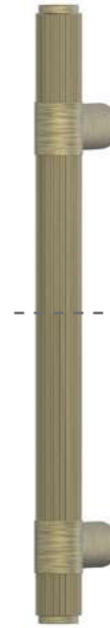
Pull handle Maniglione	+	Finish Finitura
MG59		B11
		B31
		C01
		C02
		N16
		N52
		P01
		S02



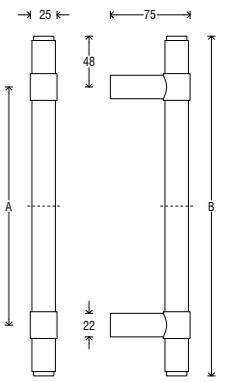
VERSIONS	A (mm)	B (mm)
X0A	445	467
X0B	645	667
X0C	865	887

Luck

Pull handle
Maniglione



Pull handle Maniglione	+	Finish Finitura
MG58		B03
		C01
		L01
		N52



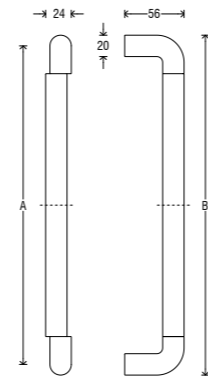
VERSIONS	A (mm)	B (mm)
X0A	445	540
X0B	645	740
X0C	865	960

Shinobi Groove

Pull handle
Maniglione




Handle Impugnatura	+	Finish Finitura
MG71		B11
MG72		B31
MG73		C01
		C02
		N16
		N52
		P01
		S02



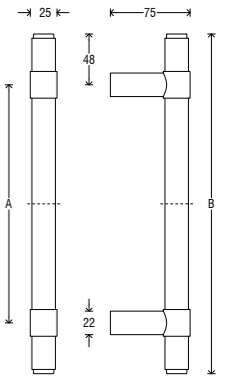
VERSIONS	A (mm)	B (mm)
X0A	445	467
X0B	645	667
X0C	865	887

Viva

Pull handle
Maniglione




Pull handle Maniglione	+	Finish Finitura
MG56		B03
		C03
		C08
		L03



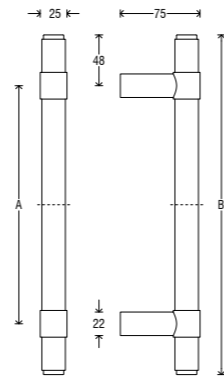
VERSIONS	A (mm)	B (mm)
X0A	445	540
X0B	645	740
X0C	865	960

Alya

Pull handle
Maniglione



Pull handle Maniglione	+	Finish Finitura
MG55		B03
		C01
		L01
		N52



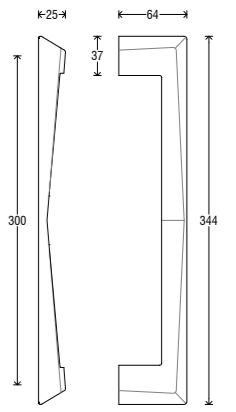
VERSIONS	A (mm)	B (mm)
X0A	445	540
X0B	645	740
X0C	865	960

Naxos

Pull handle
Maniglione



Pull handle Maniglione	+	Finish Finitura
MG75		C02
		G01
		N52
		S02



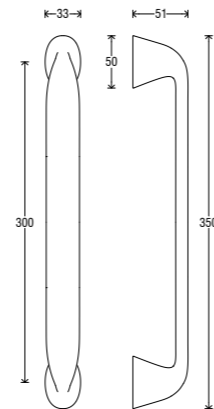
276

Moon

Pull handle
Maniglione



Pull handle Maniglione	+	Finish Finitura
MG74		C01
		N16
		N29
		N52

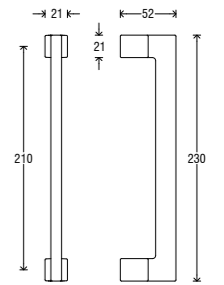


Innova

Pull handle
Maniglione



Pull handle Maniglione	+	Finish Finitura
MG29		C01
		C02
		N02
		N52



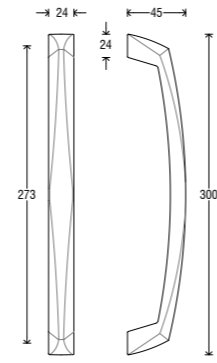
277

Crystal

Pull handle
Maniglione




Pull handle Maniglione	+	Finish Finitura
MG27		C02
		N16
		N52
		P01

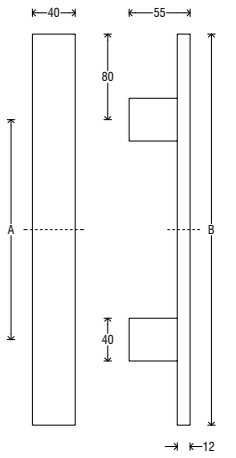


Queen

Pull handle
Maniglione



Pull handle Maniglione	+	Finish Finitura
MG52		C02
		N02
		N52



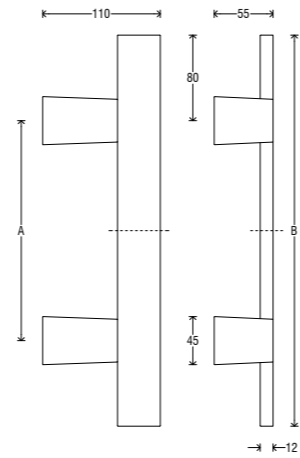
VERSIONS	A (mm)	B (mm)
X04	400	560
X06	600	760
X08	800	960

King

Pull handle
Maniglione



Pull handle Maniglione	+	Finish Finitura
MG51		C08
		C10
		N02
		N52



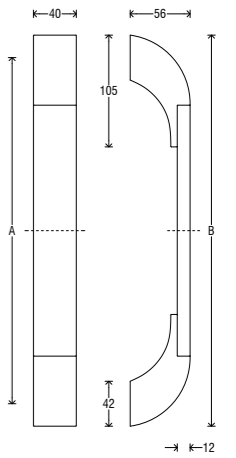
VERSIONS	A (mm)	B (mm)
X04	400	560
X06	600	760
X08	800	960

Prince

Pull handle
Maniglione



Pull handle Maniglione	+	Finish Finitura
MG53		C08
		C10
		N02
		N52



VERSIONS	A (mm)	B (mm)
X04	400	475
X06	600	675
X08	800	875

Furniture handles & knobs

Maniglie e pomoli per mobile

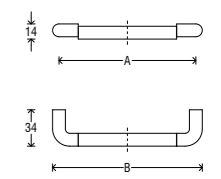
Shinobi

Furniture handle

Maniglia per mobile



Handle <i>Impugnatura</i>	+	Finish <i>Finitura</i>
E522		B11
		B31
		C01
		C02
		N16
		N52
		P01
		S02



VERSIONS	A (mm)	B (mm)
01	128	140
02	160	172
03	192	204
04	224	236
05	320	332
06	500	512
07	700	712

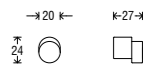
Shinobi

Furniture knob

Pomolo per mobile



Handle <i>Impugnatura</i>	+	Finish <i>Finitura</i>
PM14		B11
		B31
		C01
		C02
		N16
		N52
		P01
		S02

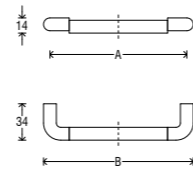


Shinobi Groove

Furniture handle

Maniglia per mobile

Handle Impugnatura	+	Finish Finitura
E523		B11
E524		B31
E525		C01
		C02
		N16
		N52
		P01
		S02




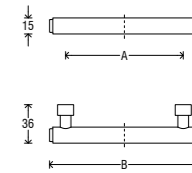
VERSIONS	A (mm)	B (mm)
01	128	140
02	160	172
03	192	204
04	224	236
05	320	332
06	500	512
07	700	712

Luck

Furniture handle

Maniglia per mobile

Handle Impugnatura	+	Finish Finitura
E497		B03
		C01
		L01
		N52



VERSIONS	A (mm)	B (mm)
01	128	158
02	160	190
03	192	222
04	224	254
05	320	350
06	500	530
07	700	730

282

Shinobi Groove

Furniture knob

Pomolo per mobile

Handle Impugnatura	+	Finish Finitura
PM15		B11
PM16		B31
PM17		C01
		C02
		N16
		N52
		P01
		S02



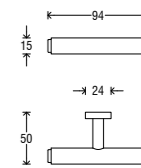
283

Luck

Furniture T-knob

Pomolo per mobile versione T

Handle Impugnatura	+	Finish Finitura
PM12		B03
		C01
		L01
		N52



Luck

Furniture knob

Pomolo per mobile

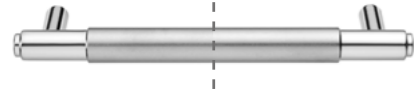
Handle Impugnatura	+	Finish Finitura
PM13		B03
		C01
		L01
		N52



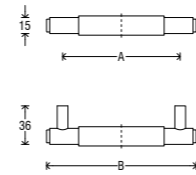
Viva

Furniture handle

Maniglia per mobile



Handle Impugnatura	+	Finish Finitura
E333		B03
		C03
		L03
		N52




VERSIONS	A (mm)	B (mm)
01	128	158
02	160	190
03	192	222
04	224	254
05	320	350
06	500	530
07	700	730

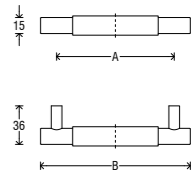
Alya

Furniture handle

Maniglia per mobile



Handle Impugnatura	+	Finish Finitura
E334		B03
		C01
		L01
		N52



VERSIONS	A (mm)	B (mm)
01	128	158
02	160	190
03	192	222
04	224	254
05	320	350
06	500	530
07	700	730

284

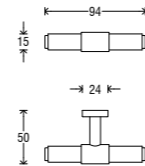
Viva

Furniture T-knob

Pomolo per mobile versione T



Handle Impugnatura	+	Finish Finitura
PM10		B03
		C03
		L03
		N52



Handle Impugnatura	+	Finish Finitura
PM11		B03
		C03
		L03
		N52



285

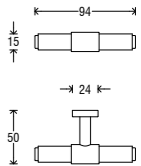
Alya

Furniture T-knob

Pomolo per mobile versione T



Handle Impugnatura	+	Finish Finitura
PM08		B03
		C01
		L01
		N52



Handle Impugnatura	+	Finish Finitura
PM09		B03
		C01
		L01
		N52



Viva

Furniture knob

Pomolo per mobile



Alya

Furniture knob

Pomolo per mobile



More

Altro

Pull-up handles


Alzanti

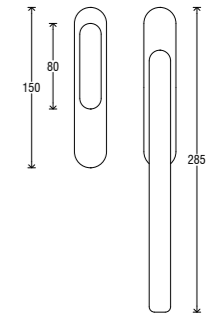
Goccia

Oval Pull-up handle
Alzante Ovale

BR



Handle <i>Impugnatura</i>	+	Plate <i>Placca</i>	+	Finish <i>Finitura</i>
MG60		XX		C02  L01  P01 



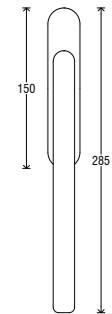
Goccia

Oval Pull-up handle
Alzante Ovale

BR



Handle <i>Impugnatura</i>	+	Plate <i>Placca</i>	+	Finish <i>Finitura</i>
MG60		YA		C02  L01  P01 



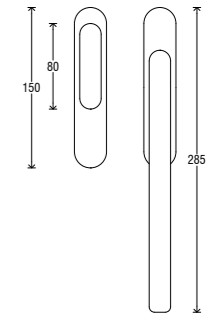
Goccia

Oval Pull-up handle
Alzante Ovale

BR



Handle <i>Impugnatura</i>	+	Plate <i>Placca</i>	+	Finish <i>Finitura</i>
MG60		XY		C02  L01  P01 



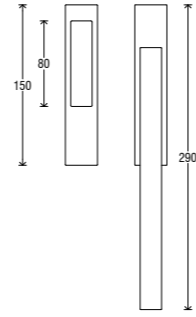
Asti

Rectangular Pull-up handle
Alzante Rettangolare

ZA



Handle <i>Impugnatura</i>	+	Plate <i>Placca</i>	+	Finish <i>Finitura</i>
MG61		XX		C01 
				C02 
				N52 



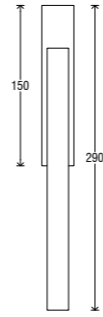
Asti

Rectangular Pull-up handle
Alzante Rettangolare

ZA



Handle <i>Impugnatura</i>	+	Plate <i>Placca</i>	+	Finish <i>Finitura</i>
MG61		YA		C01 
				C02 
				N52 



Knobs



Pomoli

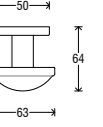
Asti

Knob
Pomolo

BR



Handle <i>Impugnatura</i>	+	Rosette <i>Rosetta</i>	+	Finish <i>Finitura</i>
PO18		RQD0X		C01 
				C02 



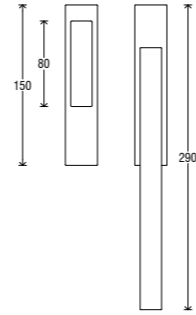
Asti

Rectangular Pull-up handle
Alzante Rettangolare

ZA



Handle <i>Impugnatura</i>	+	Plate <i>Placca</i>	+	Finish <i>Finitura</i>
MG61		XY		C01 
				C02 
				N52 



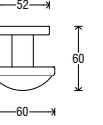
Cuore

Knob
Pomolo

ZA



Handle <i>Impugnatura</i>	+	Rosette <i>Rosetta</i>	+	Finish <i>Finitura</i>
PO17		RTX07		B01 
				C02 
				L01 







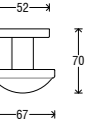
Cipolla

Knob
Pomolo

BR



Handle <i>Impugnatura</i>	+	Finish <i>Finitura</i>
PO10		B01 
		C02 
		L01 
		P01 



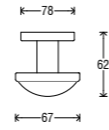
Giove

Knob
Pomolo

BR



Handle	Rosette	Finish
<i>Impugnatura</i>	<i>Rosetta</i>	<i>Finitura</i>
PO11	RPM	B01
		C01
		C02
		L01



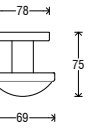
Ecos

Knob
Pomolo

BR



Handle	Rosette	Finish
<i>Impugnatura</i>	<i>Rosetta</i>	<i>Finitura</i>
PO15	RPM	B01
		C01
		C02
		L01



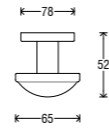
Fungo

Knob
Pomolo

BR



Handle	Rosette	Finish
<i>Impugnatura</i>	<i>Rosetta</i>	<i>Finitura</i>
PO12	RPM	B01
		C01
		C02
		L01



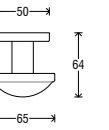
Sagomato

Knob
Pomolo

BR



Handle	Finish
<i>Impugnatura</i>	<i>Finitura</i>
PO16	B01
	C01
	C02
	L01



290

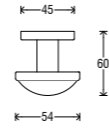
Orion

Knob
Pomolo

BR



Handle	Rosette	Finish
<i>Impugnatura</i>	<i>Rosetta</i>	<i>Finitura</i>
PO13	RTX07	B01
		C01
		C02
		L01



291

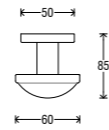
Sfera

Knob
Pomolo

BR



Handle	Rosette	Finish
<i>Impugnatura</i>	<i>Rosetta</i>	<i>Finitura</i>
PO14	ISRXX	B01
		C01
		C02
		L01



Plates

Placche

Asti

Plate
Placca

(ZA)



Plate
Placca

+

Finish
Finitura

P06

Available in all the finishes in the catalogue.

P06 O



Disponibile in tutte le finiture a catalogo.

P06 Y



P06 W



292

Goccia

Plate
Placca

(BR) (ZA)




Plate
Placca

+

Finish
Finitura

P28

Available in all the finishes in the catalogue.

P28 O




Disponibile in tutte le finiture a catalogo.

P28 Y



P28 W



Milena

Plate
Placca

(BR) (ZA)




Plate
Placca

+

Finish
Finitura

P09

Available in all the finishes in the catalogue.

P09 O




Disponibile in tutte le finiture a catalogo.

P09 Y



P09 W



Short T

Plate
Placca

(ZA)



Plate

Placca

+

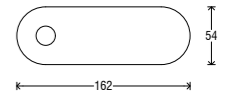
Finish

Finitura

PST

Available in all the finishes in the catalogue.

Disponibile in tutte le finiture a catalogo.



*


Horizontal or vertical installation.

Installazione orizzontale o verticale.

Short Q

Plate
Placca

(ZA)



Plate

Placca

+

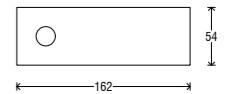
Finish

Finitura

PSQ

Available in all the finishes in the catalogue.

Disponibile in tutte le finiture a catalogo.



*

Horizontal or vertical installation.

Installazione orizzontale o verticale.

293

Recessed plates

Placche incasso

Idra

Recessed plate
Placca incasso

BR ZA



Recessed plate Placca incasso	+	Finish Finitura
PI03		C01
		C02



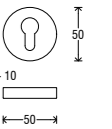
Escutcheons

Bocchette

Tonda

Escutcheon
Bocchetta

Escutcheon Bocchetta	+	Finish Finitura
RBCFXTD (Fixa)		Available in all the finishes in the catalogue.
RBCSLTD (Slim)		Disponibile in tutte le finiture a catalogo.



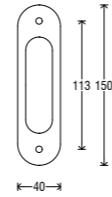
Luxor

Recessed plate
Placca incasso

BR ZA



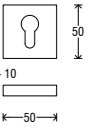
Recessed plate Placca incasso	+	Finish Finitura
PI06		B01
		C01
		C02
		L01



Quadra

Escutcheon
Bocchetta

Escutcheon Bocchetta	+	Finish Finitura
RBCFX50 (Fixa)		Available in all the finishes in the catalogue.
RBCSL50 (Slim)		Disponibile in tutte le finiture a catalogo.



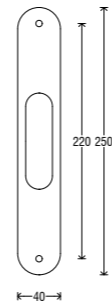
Lunga

Recessed plate
Placca incasso

BR



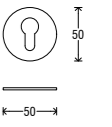
Recessed plate Placca incasso	+	Finish Finitura
PI04		B01
		C01
		C02
		L01



Minimal Tonda


Escutcheon
Bocchetta

Escutcheon Bocchetta	+	Finish Finitura
RBCMNTD		Available in all the finishes in the catalogue.
		Disponibile in tutte le finiture a catalogo.



Minimal Quadra

Escutcheon
Bocchetta



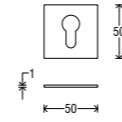
Escutcheon
Bocchetta

RBCMNS0

Finish
Finitura

Available in all the finishes in the catalogue.

Disponibile in tutte le finiture a catalogo.



Icon

Escutcheon
Bocchetta



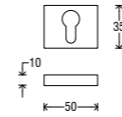
Escutcheon
Bocchetta

RBCICON

Finish
Finitura

Available in all the finishes in the catalogue.

Disponibile in tutte le finiture a catalogo.



Turn & releases set

Set nottolini

Shinobi

Turn & release set
Set nottolino



Turn & release
Nottolino

NS36

Rosette
Rosetta

RFXT0

Finish
Finitura

B11

B31

C01

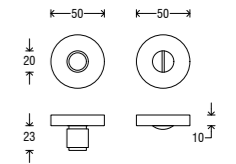
C02

N16

N52

P01

S02



Shinobi Groove

Turn & release set
Set nottolino



Turn & release
Nottolino

NS38

NS39

NS40

Rosette
Rosetta

RFXT0

Finish
Finitura

B11

B31

C01

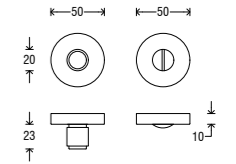
C02

N16

N52

P01

S02



Viva

Turn & release set
Set nottolino



Turn & release
Nottolino

NS35

Rosette
Rosetta

RFXT0

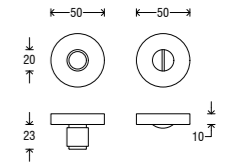
Finish
Finitura

B03

C03

L03

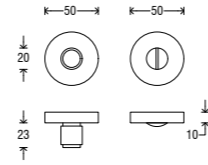
N52



Alya

Turn & release set
Set nottolino

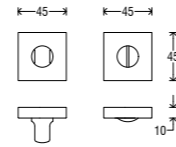
Turn & release <i>Nottolino</i>	Rosette <i>Rosetta</i>	Finish <i>Finitura</i>
NS34	RFXTO	B03
		C01
		L01
		N52



Wc

Turn & release set
Set nottolino

Turn & release <i>Nottolino</i>	Rosette <i>Rosetta</i>	Finish <i>Finitura</i>
NS01	RQD5X	Available in all the finishes in the catalogue.
		Disponibile in tutte le finiture a catalogo.



Thimbles

Ditali

Tondo

Thimble
Ditale

Thimble <i>Ditale</i>	Finish <i>Finitura</i>
DTD	B01
	C01
	C02
	L01



Quadro

Thimble
Ditale

Thimble <i>Ditale</i>	Finish <i>Finitura</i>
DQD	C01
	C02



Sliding door handles





Maniglie per porte scorrevoli

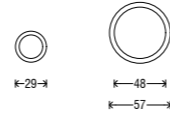
Tondo

Sliding door handle

Maniglia per porte scorrevoli



Kit	+	Finish
Kit		Finitura
KT01		B01 
		C01 
		C02 
		L01 







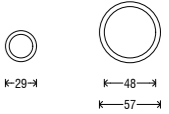
Tondo

Sliding door handle

Maniglia per porte scorrevoli



Kit	+	Finish
Kit		Finitura
KT04		B01 
		C01 
		C02 
		L01 







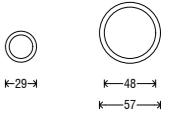
Tondo

Sliding door handle

Maniglia per porte scorrevoli



Kit	+	Finish
Kit		Finitura
KT05		B01 
		C01 
		C02 
		L01 







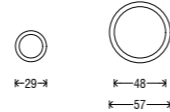
Tondo

Sliding door handle

Maniglia per porte scorrevoli



Kit	+	Finish
Kit		Finitura
KT02		B01 
		C01 
		C02 
		L01 







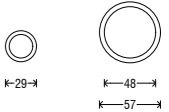
Tondo

Sliding door handle

Maniglia per porte scorrevoli



Kit	+	Finish
Kit		Finitura
KT06		B01 
		C01 
		C02 
		L01 







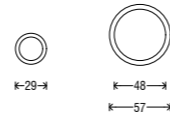
Tondo

Sliding door handle

Maniglia per porte scorrevoli



Kit	+	Finish
Kit		Finitura
KT03		B01 
		C01 
		C02 
		L01 





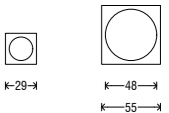
Quadro

Sliding door handle

Maniglia per porte scorrevoli



Kit	+	Finish
Kit		Finitura
KQ01		C01 
		C02 





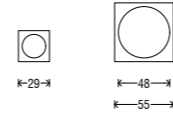
Quadro

Sliding door handle

Maniglia per porte scorrevoli



Kit	+	Finish
Kit		Finitura
KQ02		C01 
		C02 





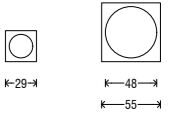
Quadro

Sliding door handle

Maniglia per porte scorrevoli



Kit	+	Finish
Kit		Finitura
KQ06		C01 
		C02 





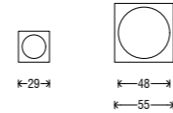
Quadro

Sliding door handle

Maniglia per porte scorrevoli



Kit	+	Finish
Kit		Finitura
KQ03		C01 
		C02 







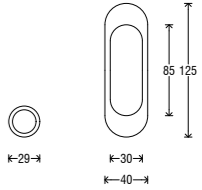
Ovale

Sliding door handle

Maniglia per porte scorrevoli



Kit	+	Finish
Kit		Finitura
KO01		B01 
		C01 
		C02 
		L01 





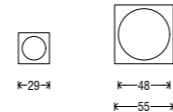
Quadro

Sliding door handle

Maniglia per porte scorrevoli



Kit	+	Finish
Kit		Finitura
KQ04		C01 
		C02 







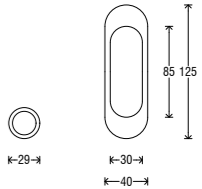
Ovale

Sliding door handle

Maniglia per porte scorrevoli



Kit	+	Finish
Kit		Finitura
KO04		B01 
		C01 
		C02 
		L01 





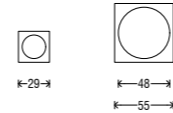
Quadro

Sliding door handle

Maniglia per porte scorrevoli



Kit	+	Finish
Kit		Finitura
KQ05		C01 
		C02 







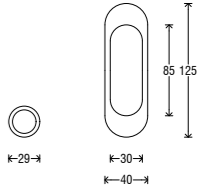
Ovale

Sliding door handle

Maniglia per porte scorrevoli



Kit	+	Finish
Kit		Finitura
KO05		B01 
		C01 
		C02 
		L01 



Movements

Movimenti

Gratz with hole - flat

Movement

Movimento



Movement
Movimento

MOVGRFOLS

Gratz with hole - square Q7

Movement

Movimento



Movement
Movimento

MOVGRFOQ7

Gratz with hole and bushings

Movement

Movimento



Movement
Movimento

MOVGRFOBL

Gratz with pins

Movement

Movimento



Movement
Movimento

MOVGRPEXX

Dkwith spindle and bushings

Movement

Movimento



Movement
Movimento

MOVDKFERB

Supports

Supporti

Tonda

Support

Supporto



Support
Supporto

SO10

Finish
Finitura

Available in all the finishes in the catalogue.

Disponibile in tutte le finiture a catalogo.

Quadrata

Support

Supporto



Support
Supporto

SO20

Finish
Finitura

Available in all the finishes in the catalogue.

Disponibile in tutte le finiture a catalogo.

Art Direction
OSMO

Photography
ChaosLab

Words
Paolo Mensitieri

Translations
Dan Whale

Printed in Italy by
Color Art, Brescia

All rights reserved.

forme®

Frosio Bortolo s.r.l.

Via Nuova, 22/A | 25070 Preseglie (Bs)

T +39 0365 82 63 00 | F +39 0365 86 09 31

info@frosiobortolo.it | frosiobortolo.it

PRODUCED IN ITALY BY

