

forme®



## Short Plates

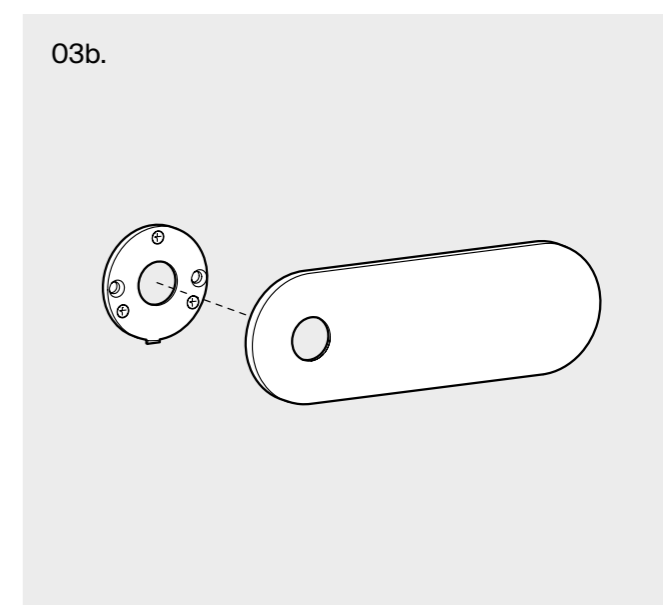
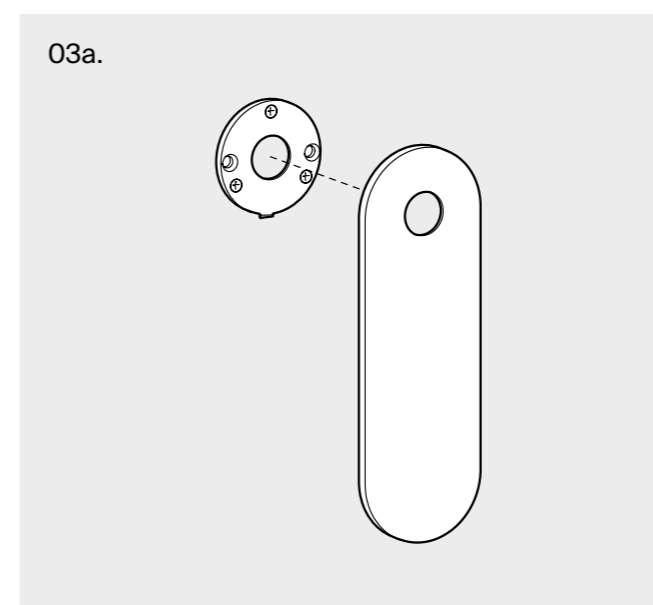
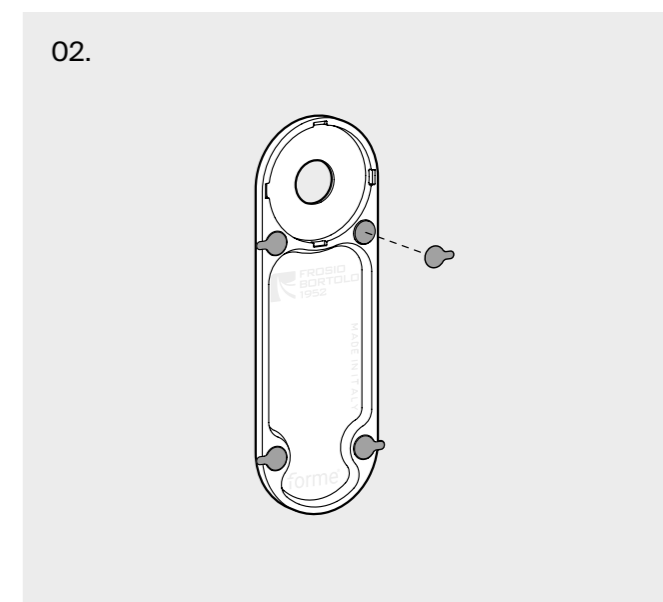
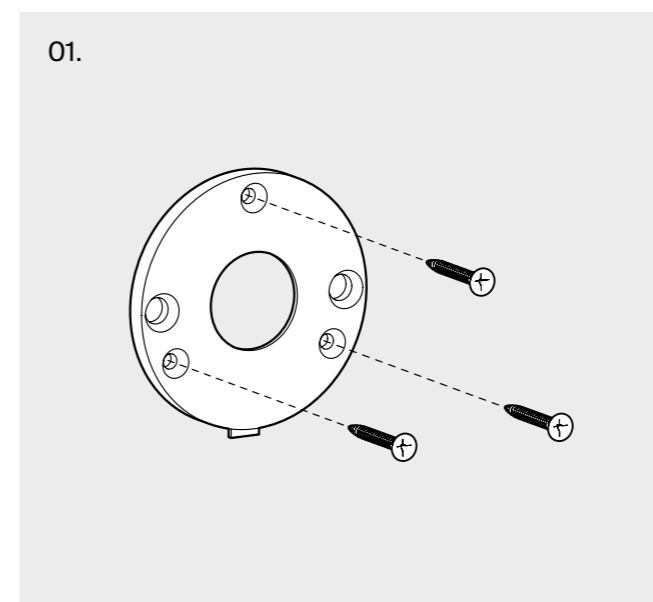
The new set of plates for  
Forme handle families.

This catalogue presents Short T (Round) and Short Q (Square), the new Forme plates characterized by the peculiarity of being able to be installed both horizontally and vertically.

## Short T & Short Q.

The Short plates, smaller than the traditional ones (54 x 6 x 162 mm), are available in the Short T version, with rounded shapes, and in the Short Q version, characterized by angular shapes. The plate is prepared with the three different hole types for vertical mounting: Key, Cylinder, WC.

*Le placche Short, più piccole di quelle tradizionali (54 x 6 x 162 mm), sono disponibili nella versione Short T, dalle forme arrotondate, e Short Q contraddistinta da forme spigolose. Per il montaggio in verticale la placca è predisposta con una delle tre diverse tipologie di fori disponibili: Chiave, Cilindro e WC.*



01. Insert the three fixing screws into the holes in the under-rosette, using the centralizer, to secure it to the door.

02. Remove the protective films from the four stickers on the back of the plate.

03a. Apply the Short plate vertically on the under-rosette making the stickers adhere to the door surface.

03b. Apply the Short plate horizontally on the under-rosette making the stickers adhere to the door surface.

04a. Position the handle and secure it with the grub screw provided.

04b. Position the handle and secure it with the grub screw provided.

01. *Inserire le tre viti di fissaggio negli appositi fori della sotto-rosetta, aiutandosi con l'accentratore, per assicurarla alla porta.*

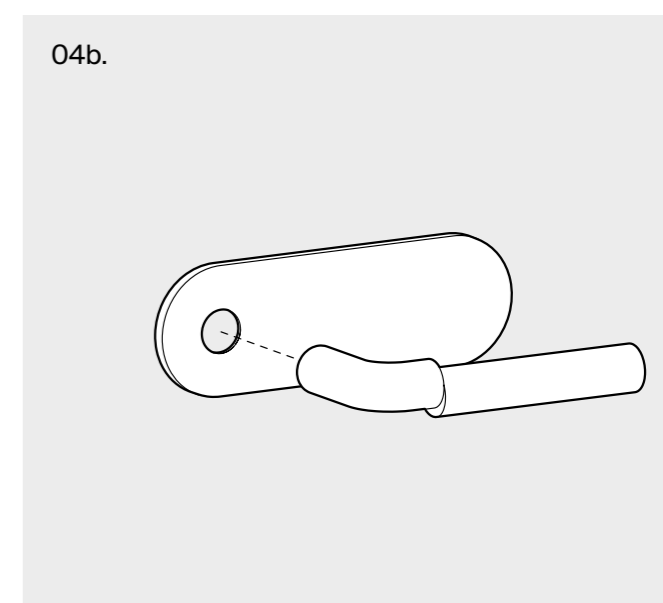
02. *Staccare le pellicole protettive dai quattro adesivi posti sul retro della placca.*

03a. *Applicare la placca Short in verticale sulla sotto-rosetta facendo aderire gli adesivi sulla superficie della porta.*


03b. *Applicare la placca Short in orizzontale sulla sotto-rosetta facendo aderire gli adesivi sulla superficie della porta.*

04a. *Posizionare la maniglia e fermarla con il grano in dotazione.*

04b. *Posizionare la maniglia e fermarla con il grano in dotazione.*



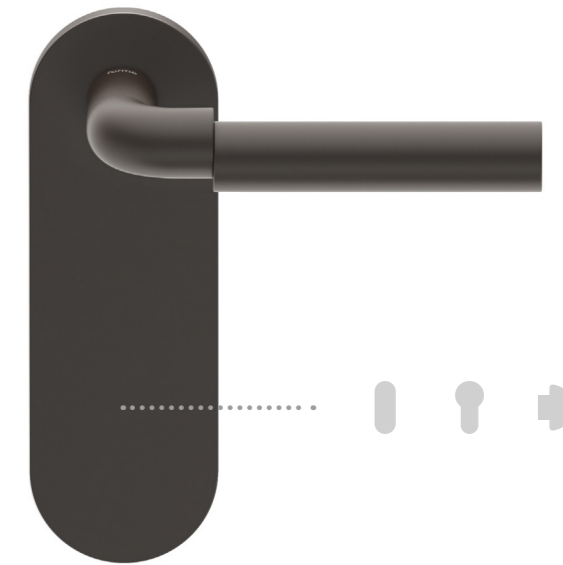




---

## Shinobi

Handle on Short T plate  
*Maniglia su placca Short T*

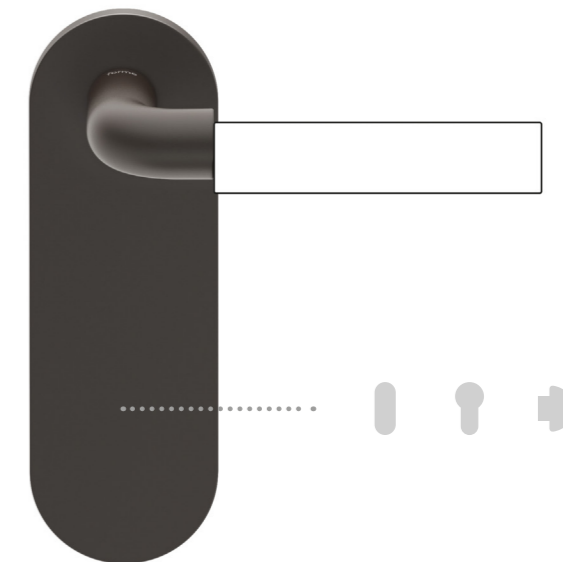


For Shinobi, one cut perfectly splits the iconic shape of the handle, creating an evocative, reimagined design. Two suspended elements that harmonise and impress.

---

## Shinobi Groove

Handle on Short T plate  
*Maniglia su placca Short T*

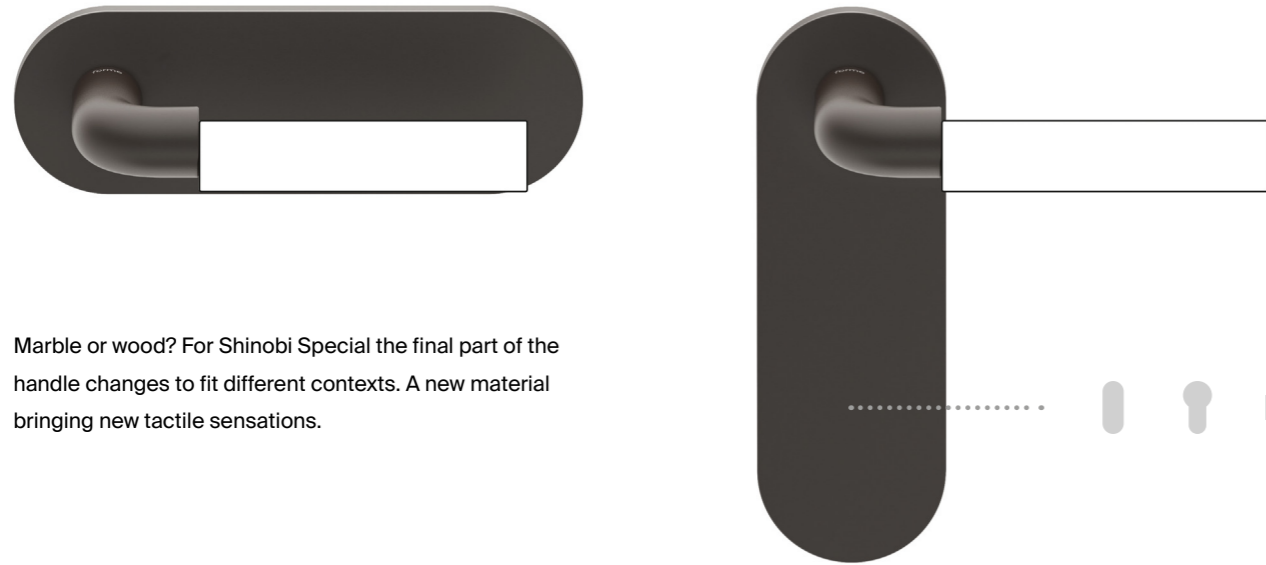


The Groove version of Shinobi features a knurling on the final part of the handle. A texture that enriches the design and reinforces the ergonomics of the structure.

---

# Shinobi Special

Handle on Short T plate  
*Maniglia su placca Short T*

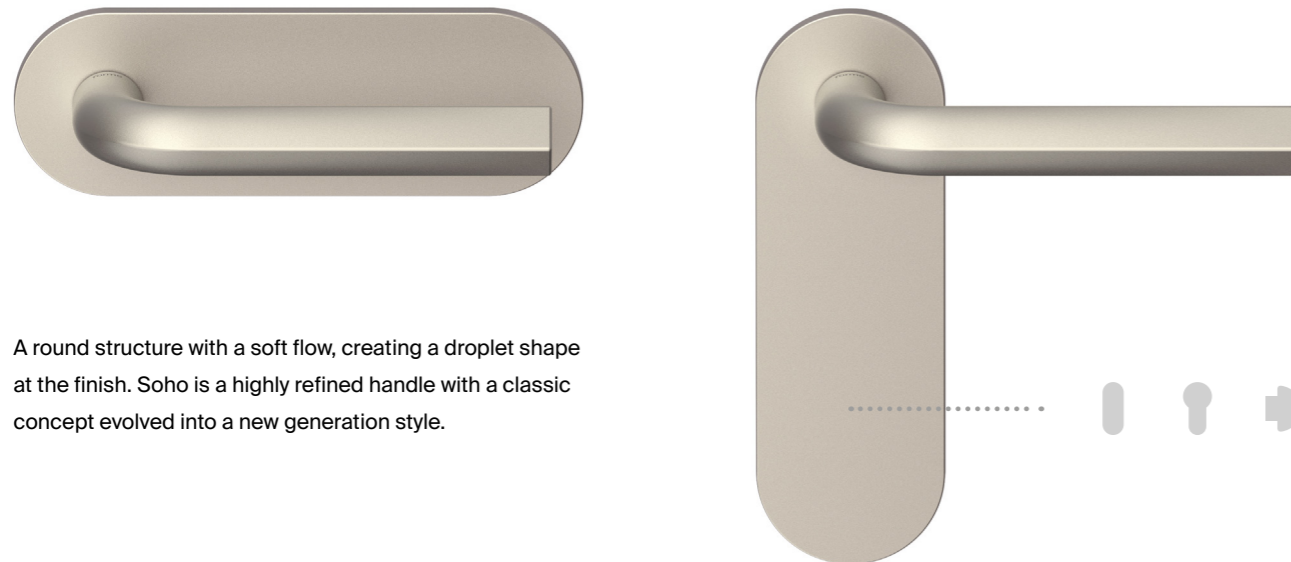


Marble or wood? For Shinobi Special the final part of the handle changes to fit different contexts. A new material bringing new tactile sensations.

---

# Soho

Handle on Short T plate  
*Maniglia su placca Short T*

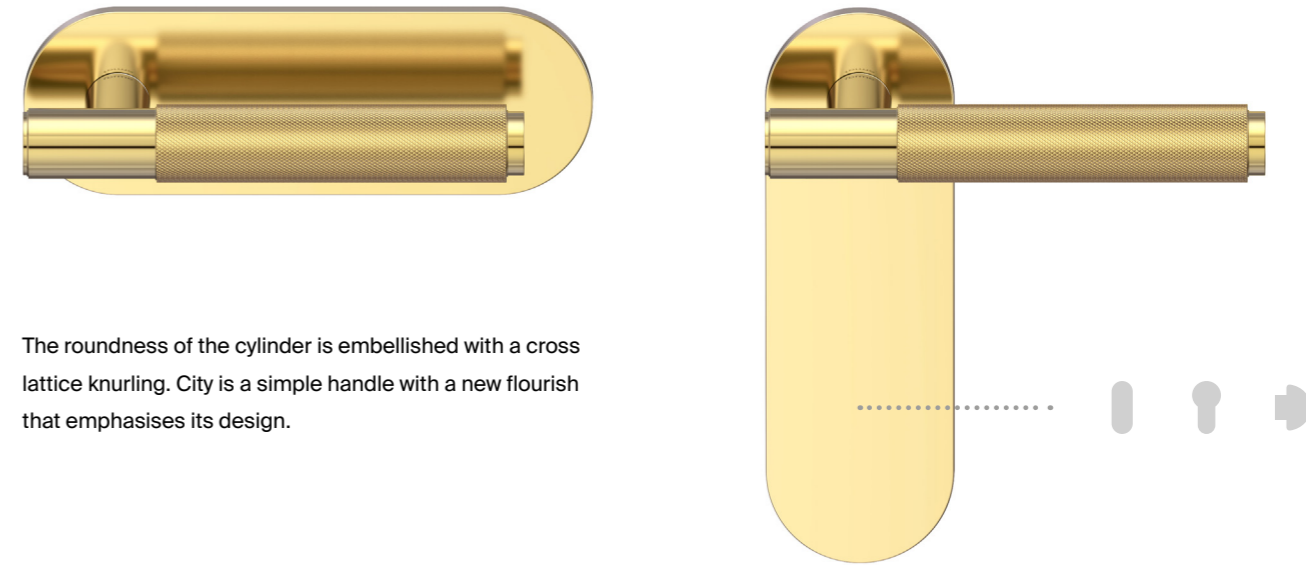


A round structure with a soft flow, creating a droplet shape at the finish. Soho is a highly refined handle with a classic concept evolved into a new generation style.

---

# City

Handle on Short T plate  
*Maniglia su placca Short T*

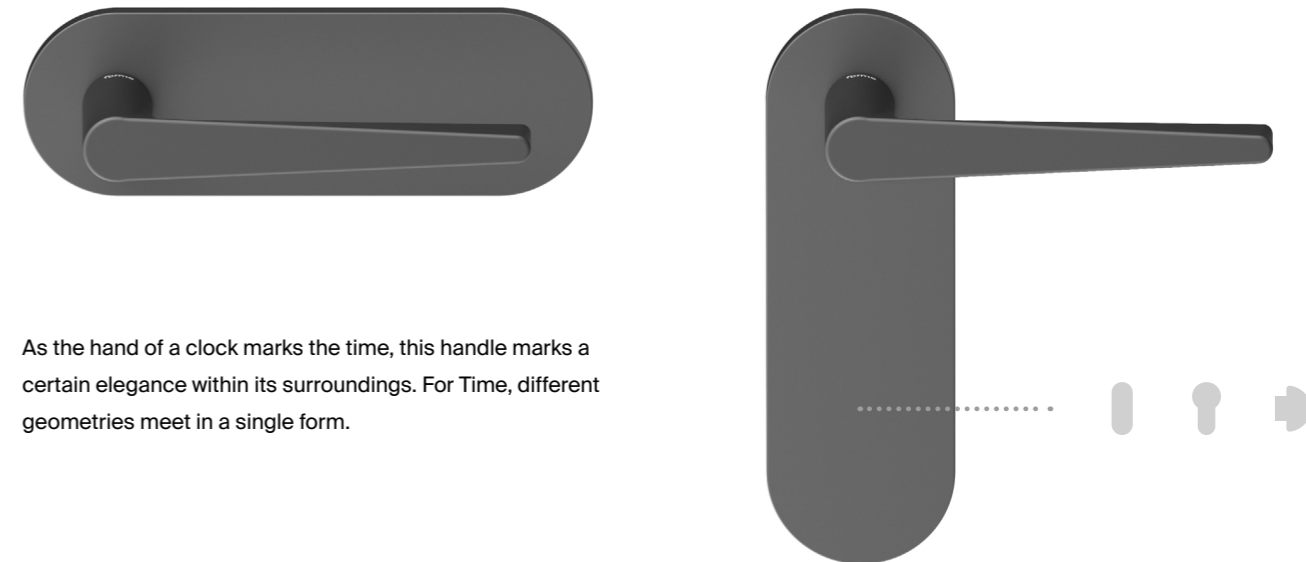


The roundness of the cylinder is embellished with a cross lattice knurling. City is a simple handle with a new flourish that emphasises its design.

---

# Time

Handle on Short T plate  
*Maniglia su placca Short T*

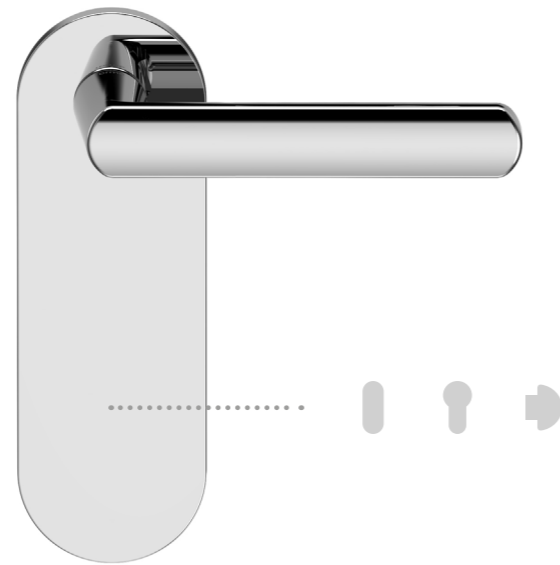


As the hand of a clock marks the time, this handle marks a certain elegance within its surroundings. For Time, different geometries meet in a single form.



# Solis

Handle on Short T plate  
*Maniglia su placca Short T*

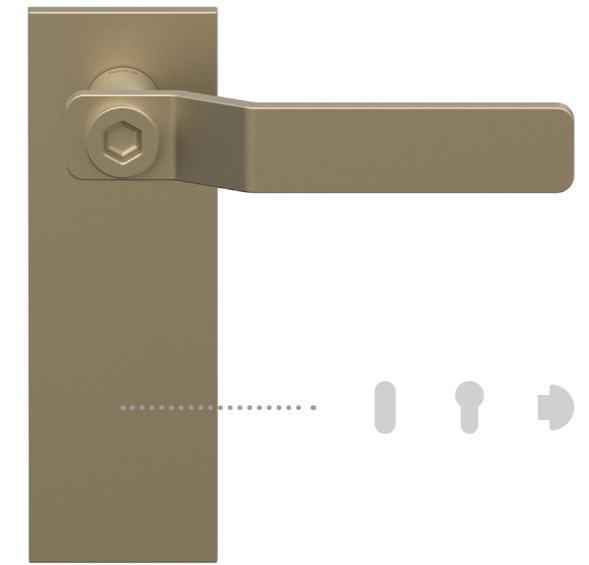



Solis is new-generation simplicity. The round shape of the cylinder transforms into a flat rectangular body with soft corners, while maintaining a consistency of circularity.



# Gas

Handle on Short Q plate  
*Maniglia su placca Short Q*

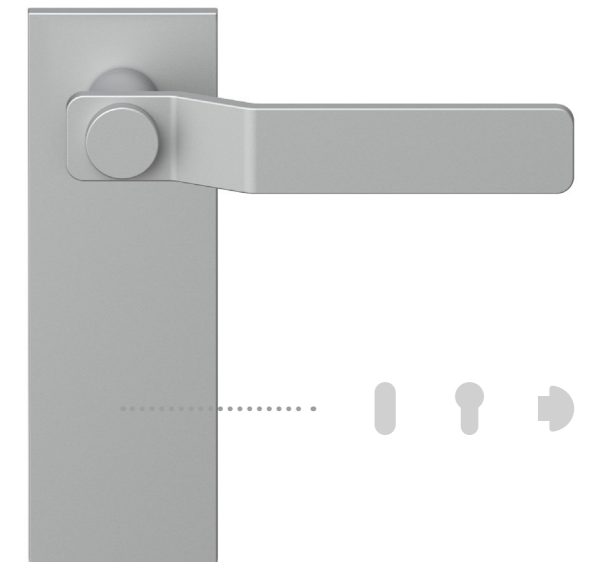


Gas is the contemporary reinterpretation of the common industrial flat lever handle, historically created through bending sheet metal. It is from these origins that the Gas handle is generated.



# Gas Groove

Handle on Short Q plate  
*Maniglia su placca Short Q*




Gas Groove is the twin of the Gas handle. The same industrial spirit but with a knurled detail that adds an element of unprecedented elegance for a product with a solid and compact mood.



---

# Leeds

Handle on Short Q plate  
*Maniglia su placca Short Q*



Leeds has a geometric concept where squares and rectangles stylishly alternate. It is a linear figure with the material concentrated on the rosette area for a super compact effect.

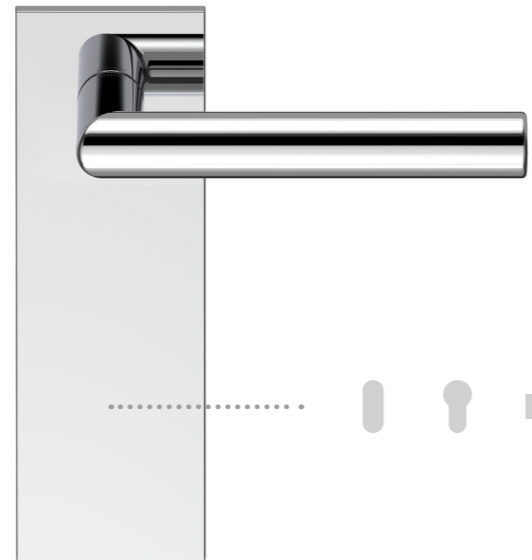


12

---

# Elle

Handle on Short Q plate  
*Maniglia su placca Short Q*



Faithful to her name, Elle draws a letter L through a perfectly round design. 360 degree circular rosette.



---

# Naxos

Handle on Short Q plate  
*Maniglia su placca Short Q*



A handle of pure design, with light and angled lines and a flat body. Contemporary and unique, Naxos gives its environment an ethereal charm.

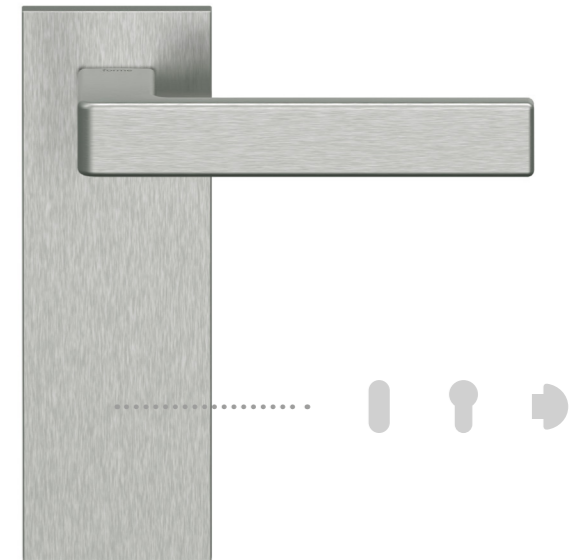



13

---

# Asti

Handle on Short Q plate  
*Maniglia su placca Short Q*



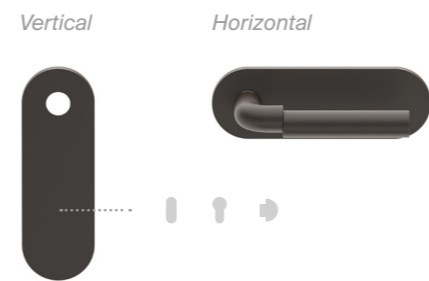
An iconic handle, very simple yet disruptive in its elegance. Asti represents purity and simplicity due to its light lines with rounded corners. Ideal in any contemporary context.



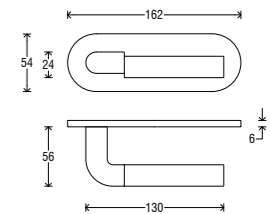
# Technical data

Dati tecnici

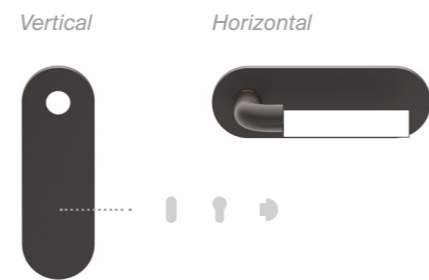
## Shinobi



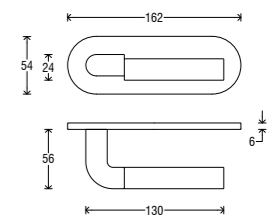
Handle <i>Impugnatura</i>	Rosette <i>Rosetta</i>	Finish <i>Finitura</i>
A522	PST	B11
		B31
		C01
		C02
		N16
		N52
		P01
		S02



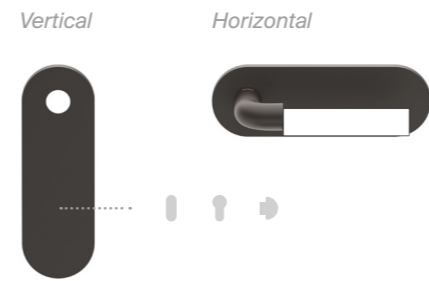
## Shinobi Groove



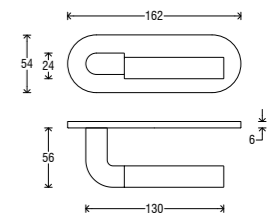
Handle <i>Impugnatura</i>	Rosette <i>Rosetta</i>	Finish <i>Finitura</i>
A523	PST	B11
A524		B31
A525		C01
		C02
		N16
		N52
		P01
		S02



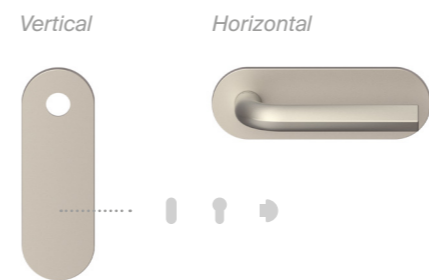
## Shinobi Special



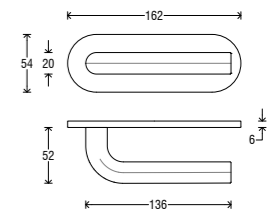
Handle <i>Impugnatura</i>	Rosette <i>Rosetta</i>	Finish <i>Finitura</i>
A526	PST	B11
A527		B31
A528		N16
A532		N52
A533		S02



## Soho

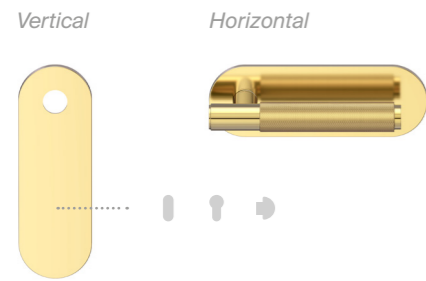


Handle <i>Impugnatura</i>	Rosette <i>Rosetta</i>	Finish <i>Finitura</i>
A340	PST	B11
		C02
		N16
		N52

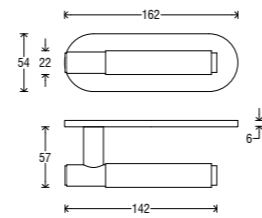




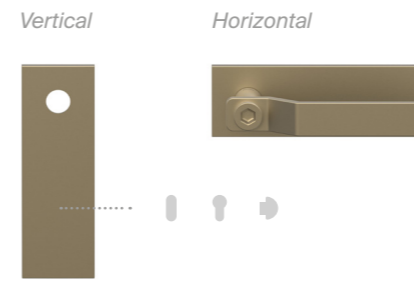
# City



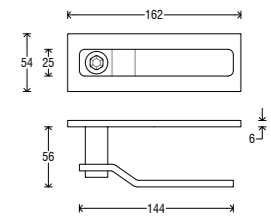
Handle <i>Impugnatura</i>	Rosette <i>Rosetta</i>	Finish <i>Finitura</i>
A335	PST	B03
		C01
		L01
		N52



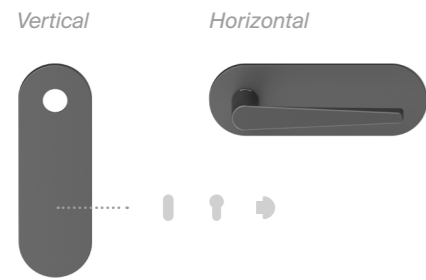
# Gas



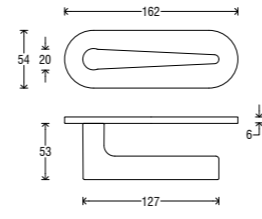
Handle <i>Impugnatura</i>	Plate <i>Placca</i>	Finish <i>Finitura</i>
A535	PSQ	C06
		G01
		N52
		S02



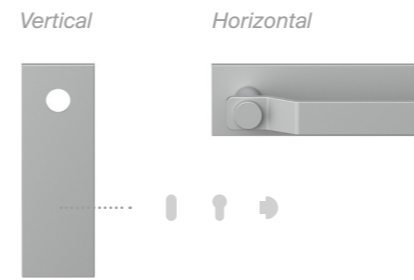
# Time



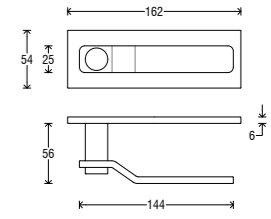
Handle <i>Impugnatura</i>	Rosette <i>Rosetta</i>	Finish <i>Finitura</i>
A240	PST	C01
		C02
		G01
		N16



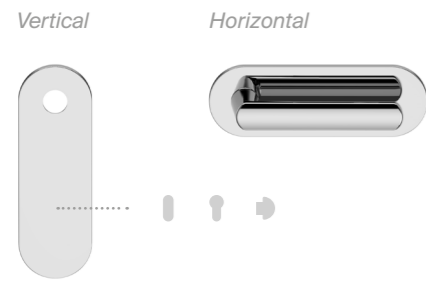
# Gas Groove



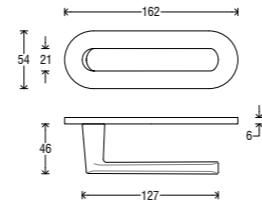
Handle <i>Impugnatura</i>	Plate <i>Placca</i>	Finish <i>Finitura</i>
A536	PSQ	C06
		G01
		N52
		S02



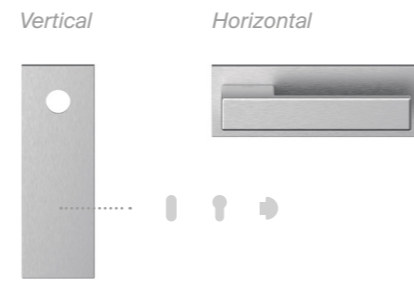
# Solis



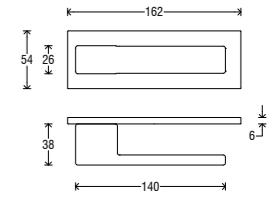
Handle <i>Impugnatura</i>	Rosette <i>Rosetta</i>	Finish <i>Finitura</i>
A212	PST	C01
		C02
		G01
		S02



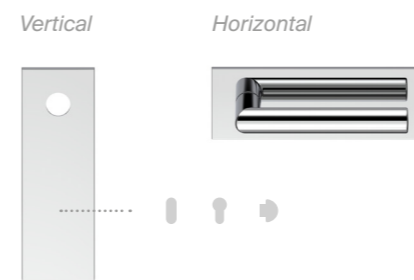
# Leeds



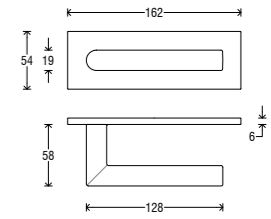
Handle <i>Impugnatura</i>	Rosette <i>Rosetta</i>	Finish <i>Finitura</i>
A514	PSQ	B31
		C02
		G01
		N52




# Elle



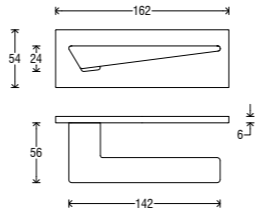
Handle <i>Impugnatura</i>	Rosette <i>Rosetta</i>	Finish <i>Finitura</i>
A236	PSQ	B31
		C01
		C02
		N52



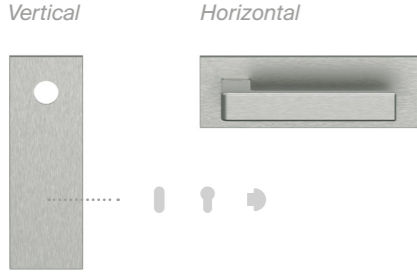
# Naxos



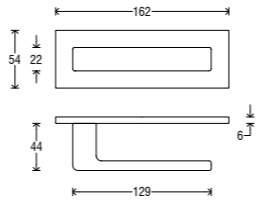
Handle	Rosette	Finish
<i>Impugnatura</i>	<i>Rosetta</i>	<i>Finitura</i>
<b>A215</b>	<b>PSQ</b>	<b>C02</b>
		<b>G01</b>
		<b>N52</b>
		<b>S02</b>



# Asti



Handle	Rosette	Finish
<i>Impugnatura</i>	<i>Rosetta</i>	<i>Finitura</i>
<b>A254</b>	<b>PSQ</b>	<b>B31</b>
		<b>C01</b>
		<b>C02</b>
		<b>N52</b>
		<b>C03</b>



PRODUCED IN ITALY BY



**Frosio Bortolo Srl**

Via Nuova, 22/A | 25070 Preseglie (Bs)

T +39 0365 82 63 00 | F +39 0365 86 93 51

info@frosiobortolo.it | frosiobortolo.it